



# Public Opinion Survey of Residents of Ukraine

---

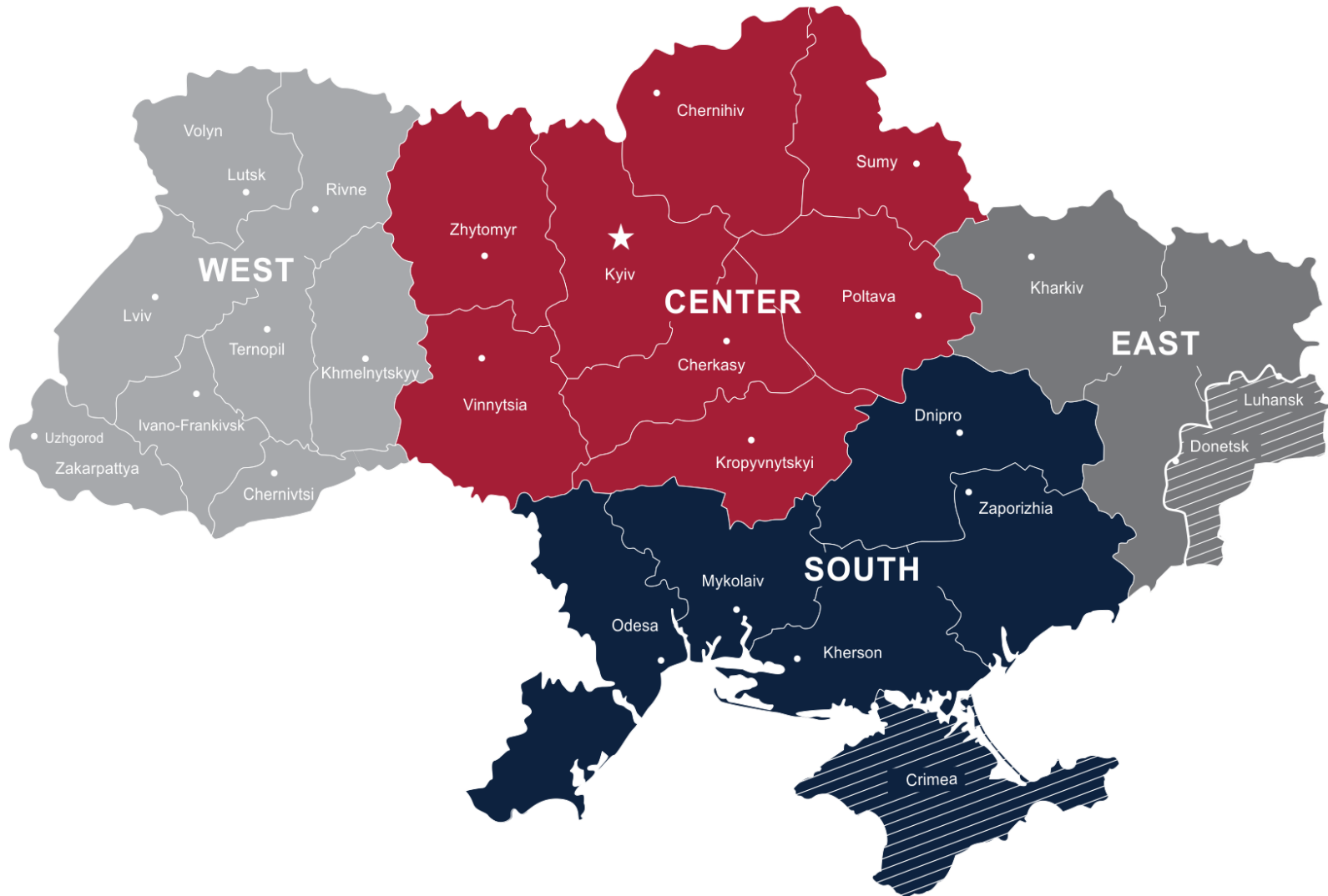
May 26-June 10, 2018



# Methodology

- The survey was conducted by [Rating Group Ukraine](#) on behalf of the International Republican Institute's [Center for Insights in Survey Research](#).
- The survey was conducted throughout Ukraine (except for the occupied territories of Crimea and Donbas) from May 26-June 10, 2018, through face-to-face interviews at respondents' homes.
- The sample consisted of 2,400 permanent residents of Ukraine aged 18 and older and eligible to vote. It is representative of the general population by gender, age, region, and settlement size. The distribution of population by regions and settlements is based on statistical data of the Central Election Commission from the 2014 parliamentary elections, and the distribution of population by age and gender is based on data from the State Statistics Committee of Ukraine from January 1, 2017.
- A multi-stage probability sampling method was used with the random route and next birthday methods for respondent selection.
  - Stage One: The territory of Ukraine was split into 25 administrative regions (24 regions of Ukraine and Kyiv). The survey was conducted throughout all regions of Ukraine, with the exception of the occupied territories of Crimea and Donbas.
  - Stage Two: The selection of settlements was based on towns and villages. Towns were grouped into subtypes according to their size:
    - Cities with populations of more than 1 million
    - Cities with populations of between 500,000-999,000
    - Cities with populations of between 100,000-499,000
    - Cities with populations of between 50,000-99,000
    - Cities with populations of up to 50,000
    - VillagesCities and villages were selected by the PPS method (probability proportional to size). The number of selected cities/villages in each region is proportional to the share of population living in cities/villages of a certain type in each region.
  - Stage Three: Households were selected by the random route method, and respondents were selected by the "last birthday" rule.
- The margin of error does not exceed 2.0 percent for the full sample.
- The response rate is 62.7 percent.
- Charts and graphs may not add up to 100 percent due to rounding.
- The survey was financed by the [U.S. Agency for International Development \(USAID\)](#).

# Geographical Key



\*Due to the Russian occupation of Crimea and the ongoing conflict in eastern Ukraine, residents of Crimea and the so-called separatist-controlled territories of Donetsk and Luhansk *oblasts* (“the Donbas”) were not surveyed in this poll.



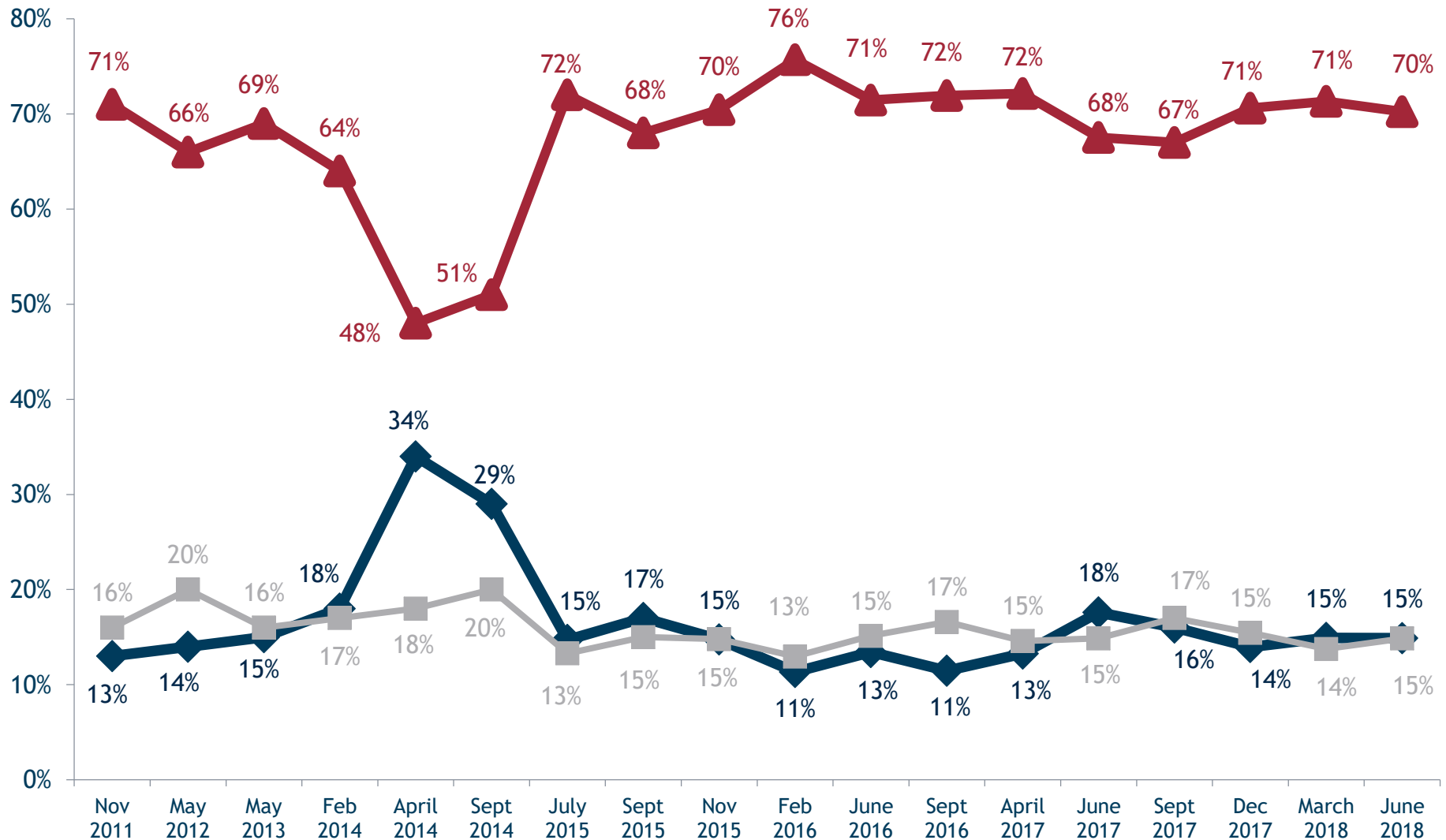
# National Mood

---



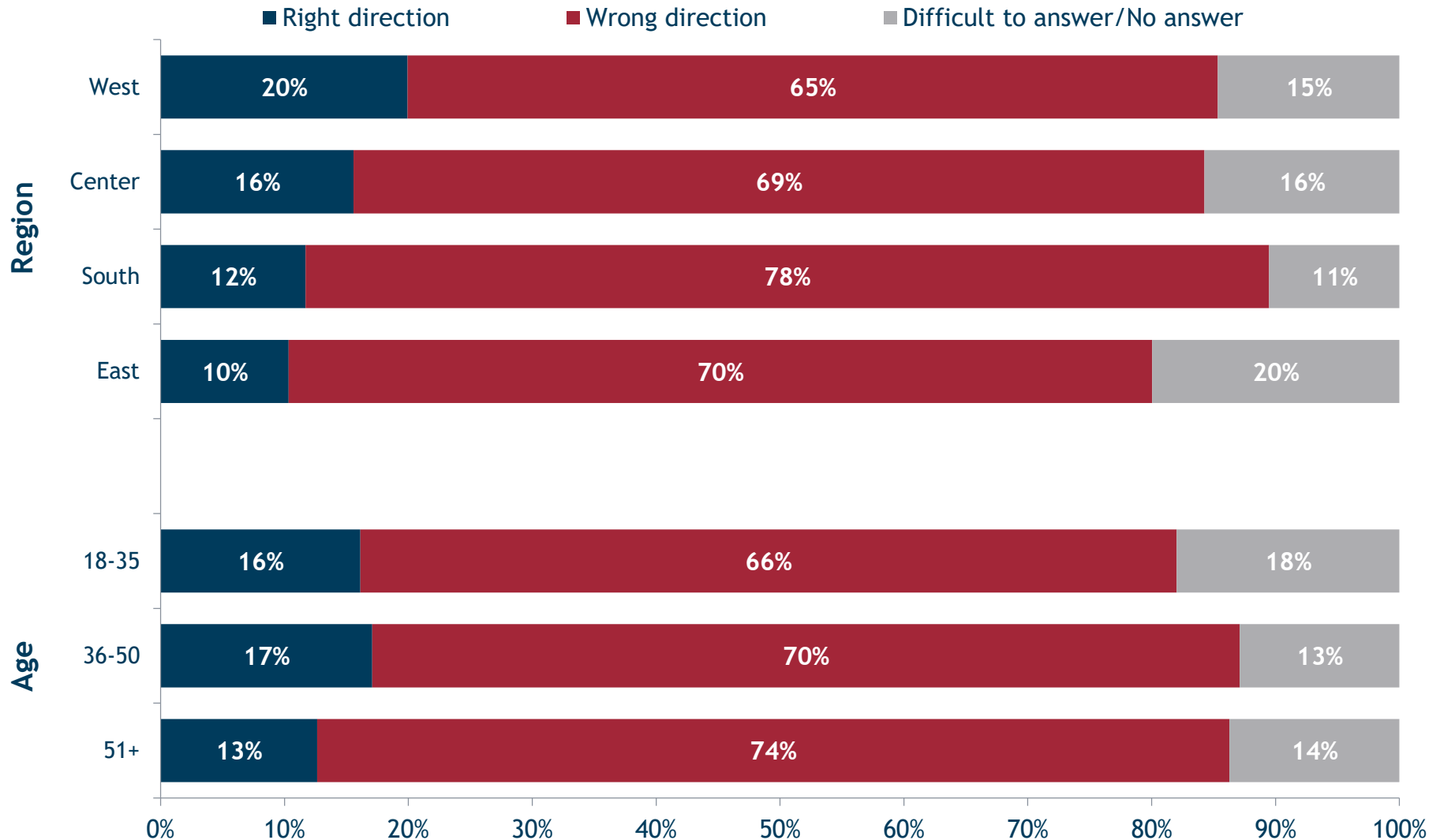
# Generally speaking, do you think that things in Ukraine are going in the right direction or wrong direction?

Right direction Wrong direction Difficult to answer/No answer



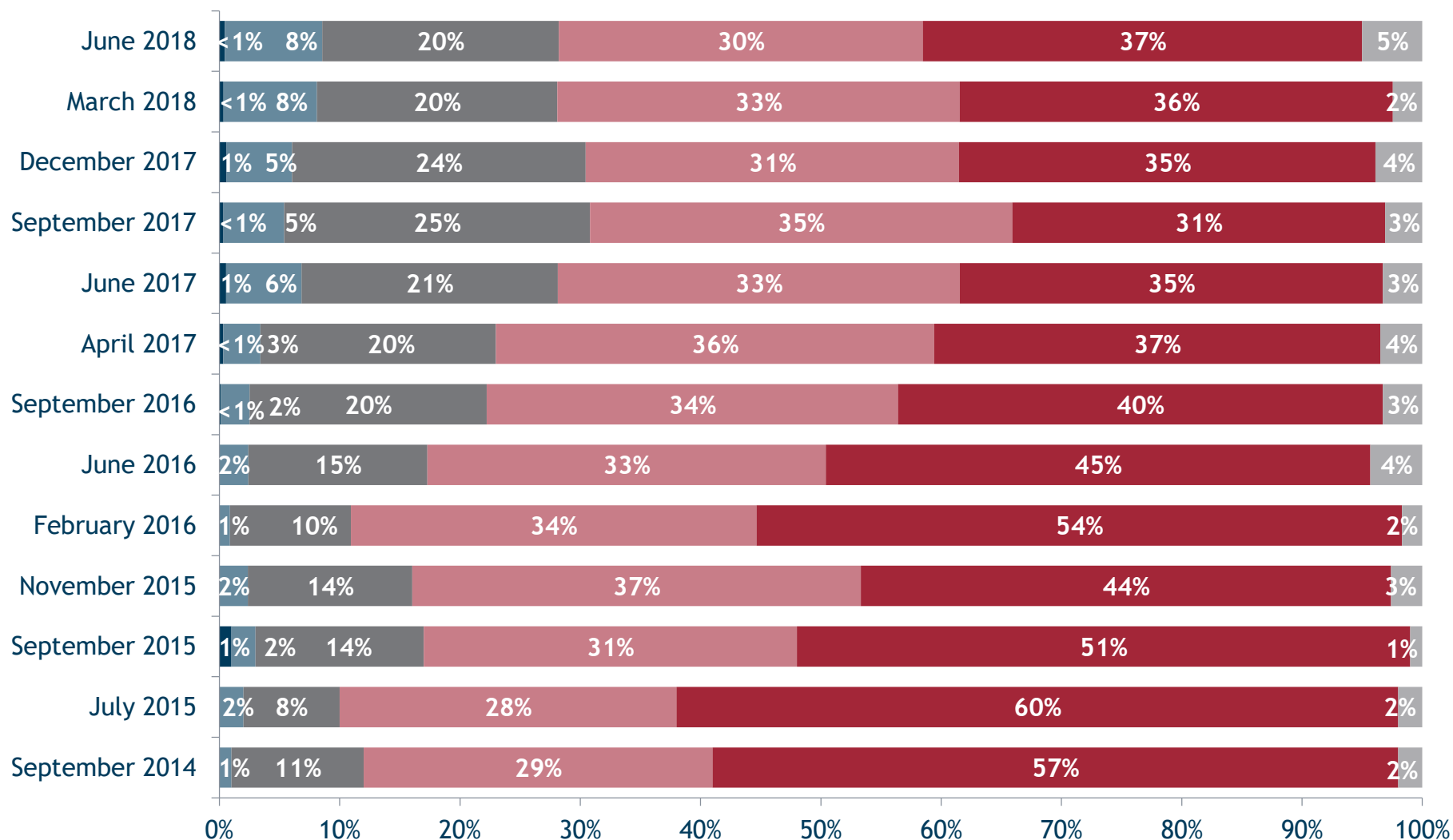
# Generally speaking, do you think that things in Ukraine are going in the right direction or wrong direction?

(Disaggregated by age, region)



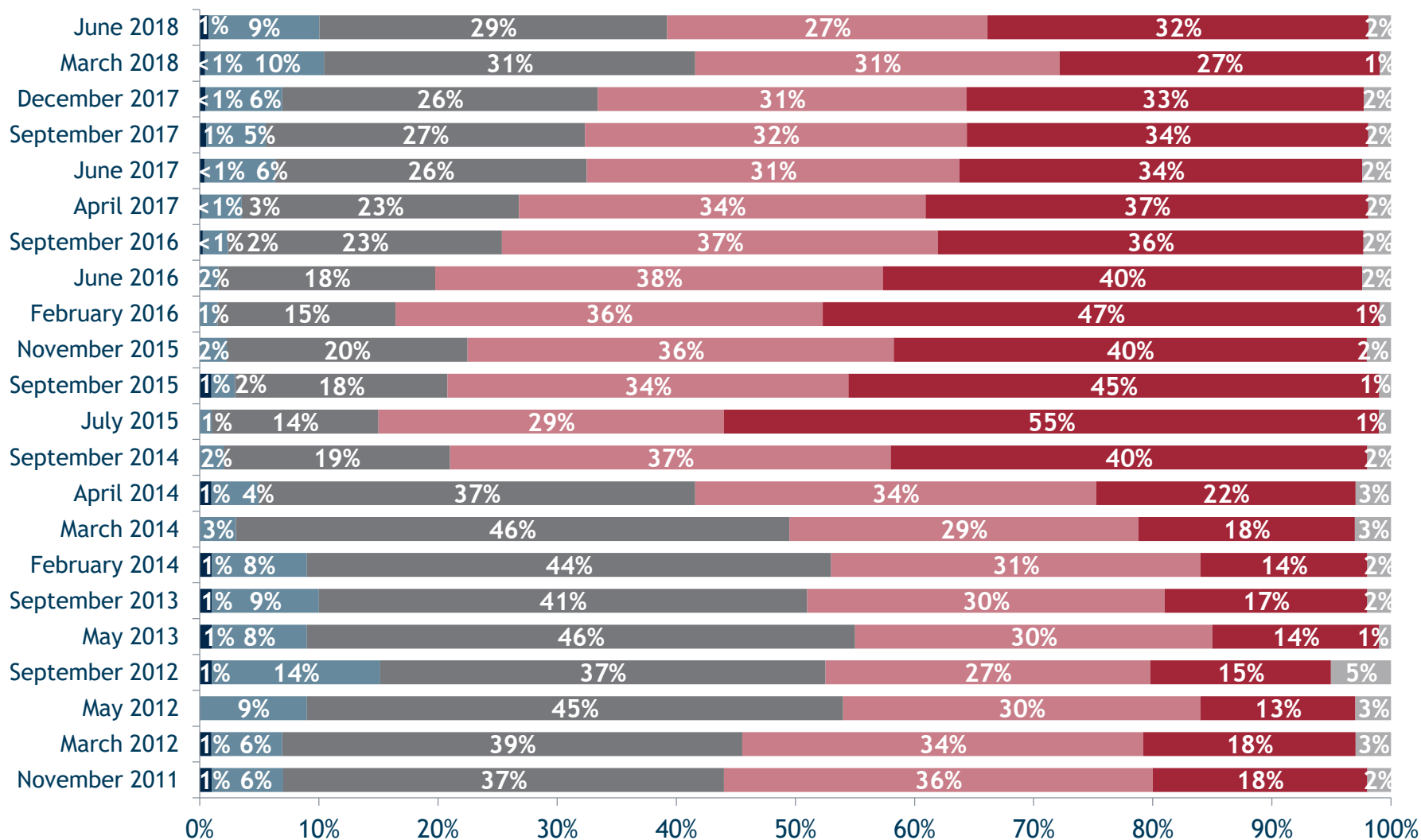
# Over the last 12 months, how has the economic situation in Ukraine changed?

■ Improved a lot ■ Improved somewhat ■ Stayed the same ■ Worsened somewhat ■ Worsened a lot ■ Difficult to answer/No answer



# Over the last 12 months, how has the economic situation of your household changed?

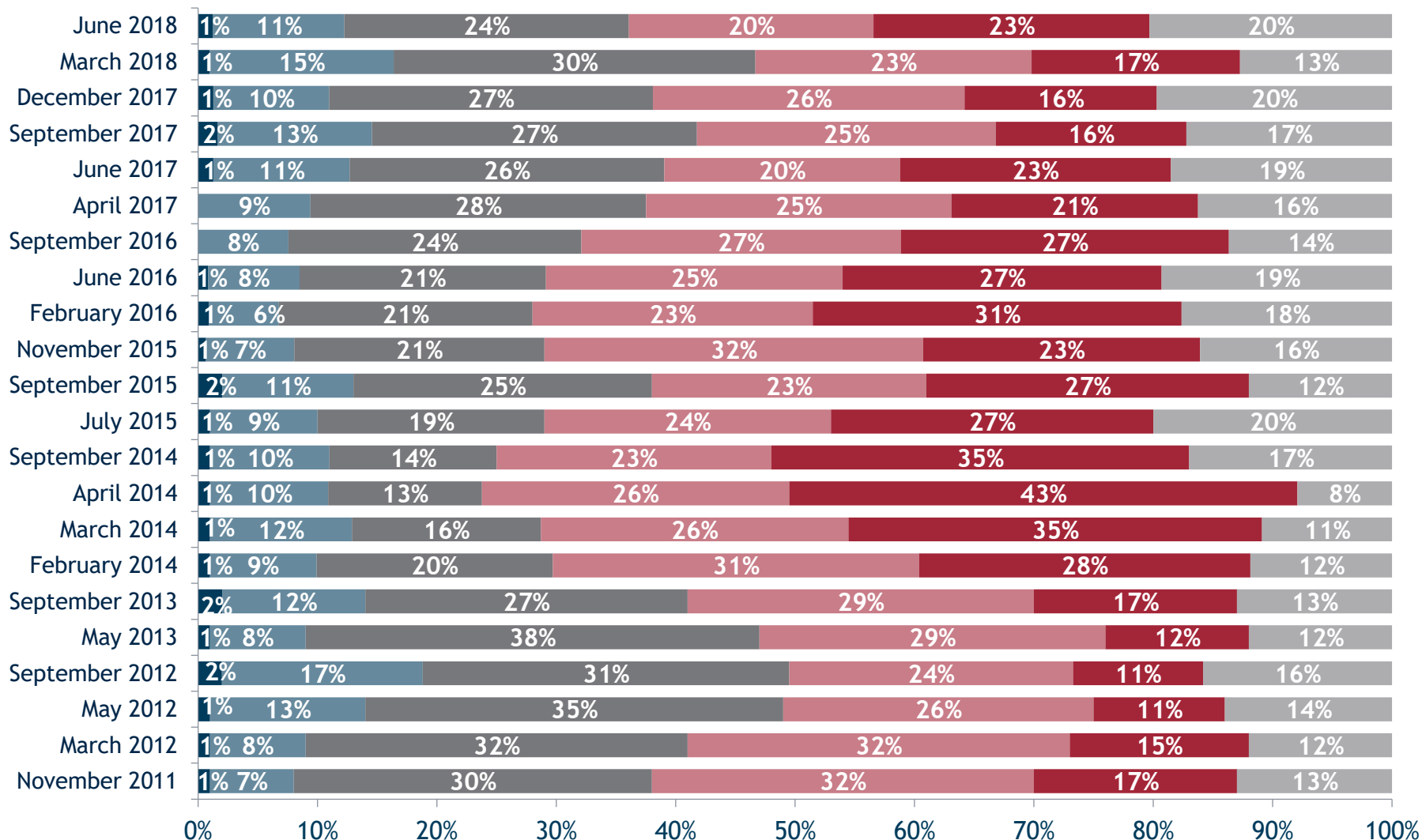
■ Improved a lot ■ Improved somewhat ■ Stayed the same ■ Worsened somewhat ■ Worsened a lot ■ Difficult to answer/No answer





# In the next 12 months, how do you expect the economic situation in Ukraine to change?

■ Improve a lot ■ Improve somewhat ■ Stay the same ■ Worsen somewhat ■ Worsen a lot ■ Difficult to answer/No answer



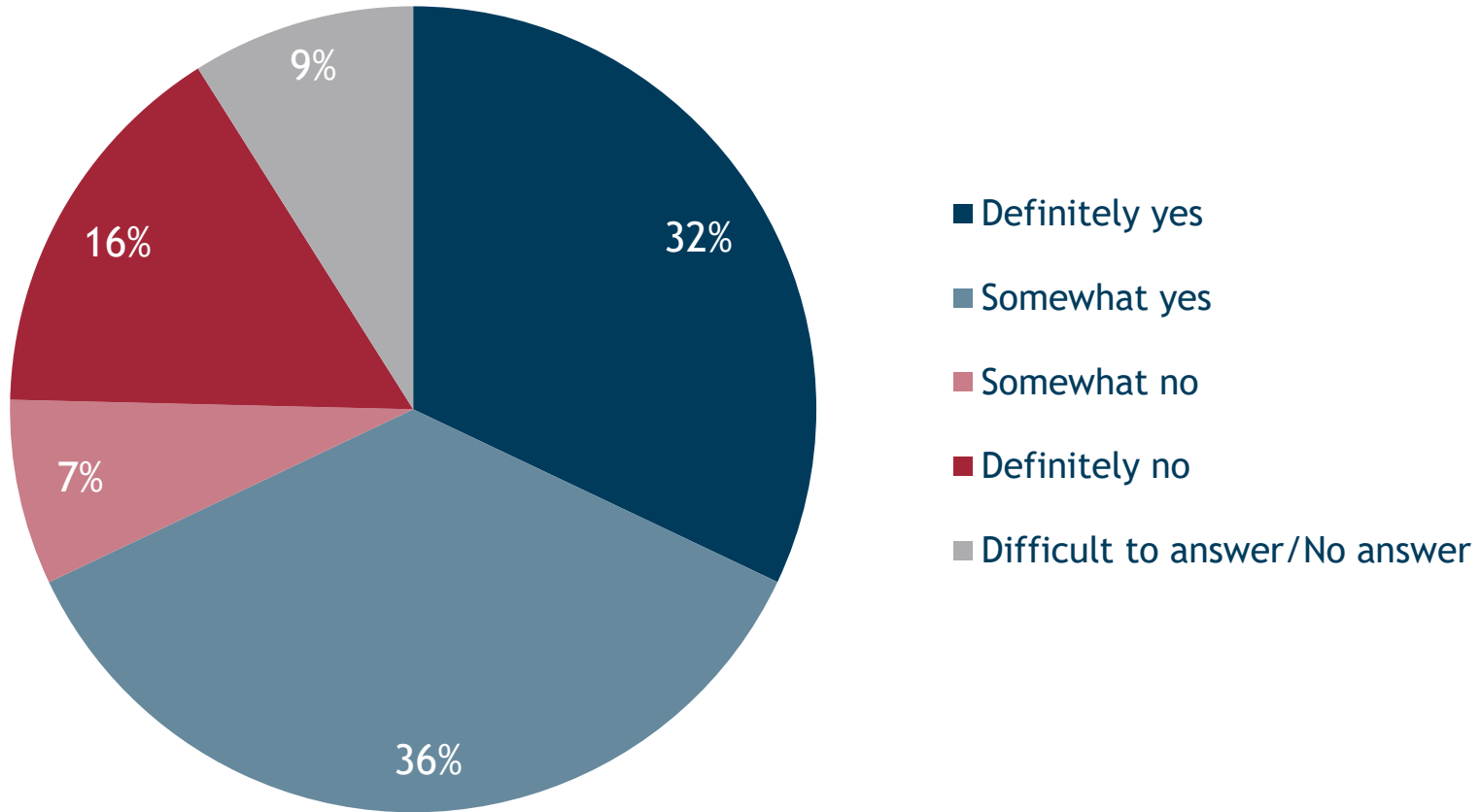


# Electoral Moods

---

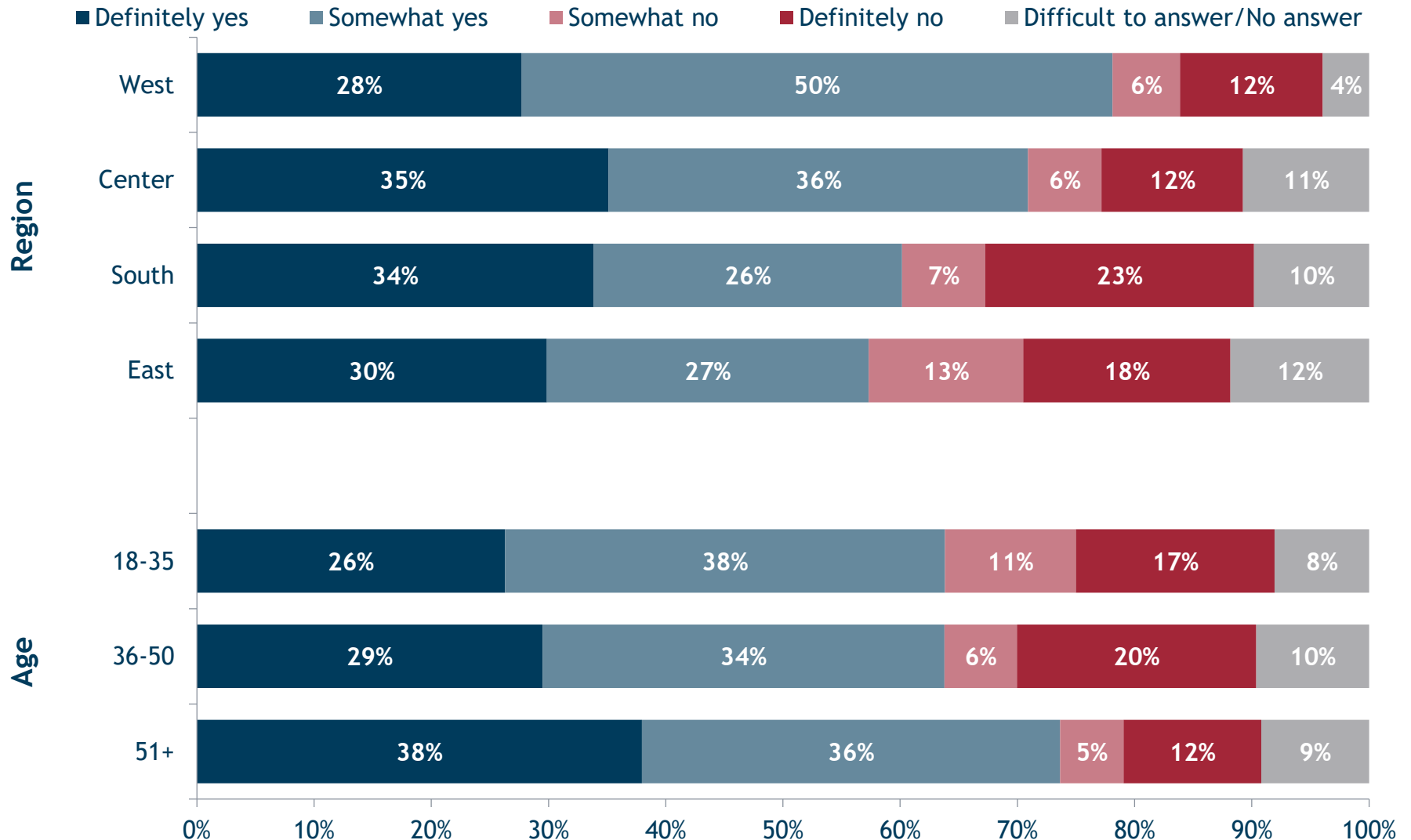


## Do you intend to vote in the parliamentary elections scheduled for October 2019?



# Do you intend to vote in the parliamentary elections scheduled for October 2019?

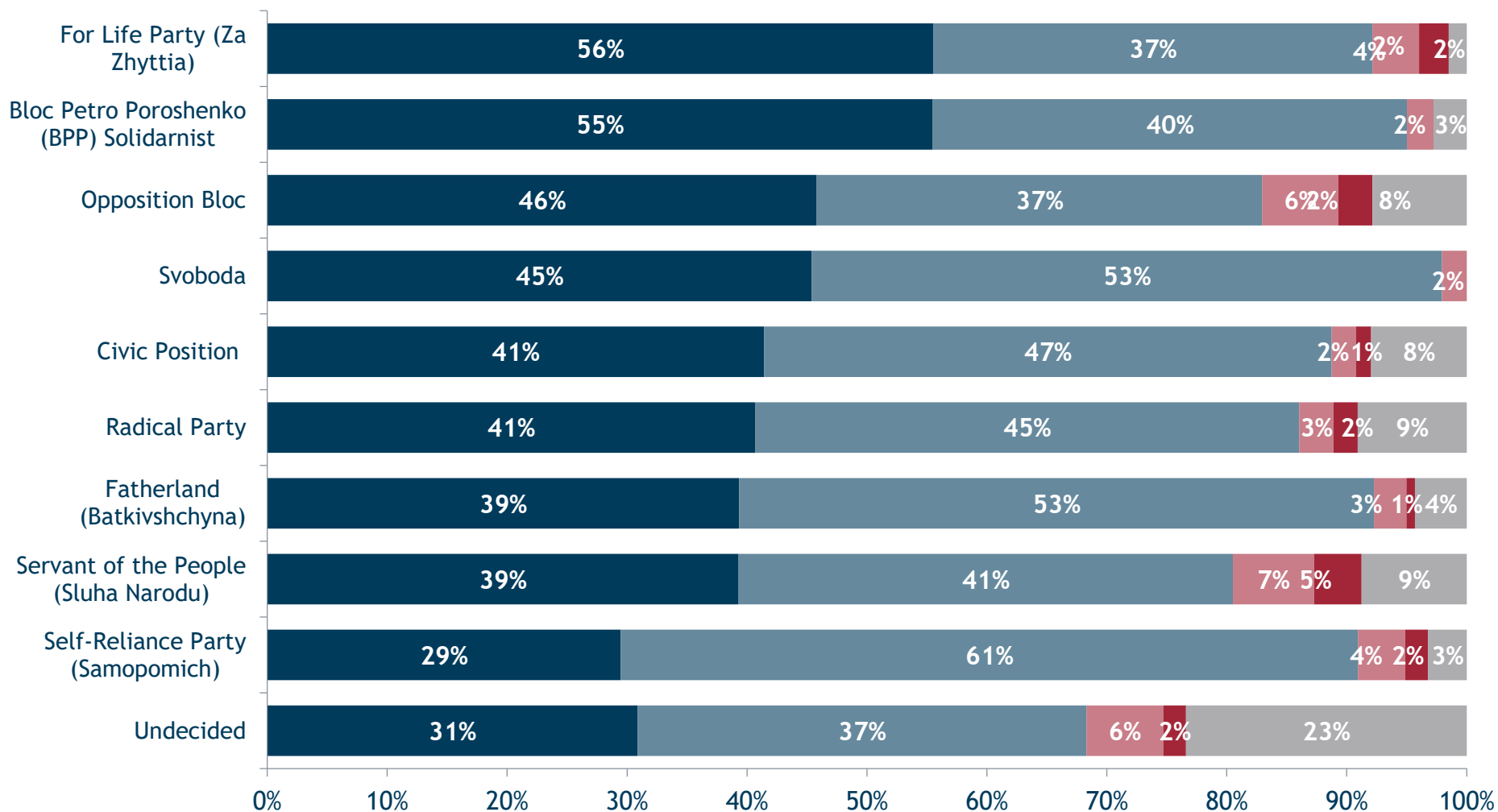
(Disaggregated by age, region)



# Do you intend to vote in the parliamentary elections scheduled for October 2019?

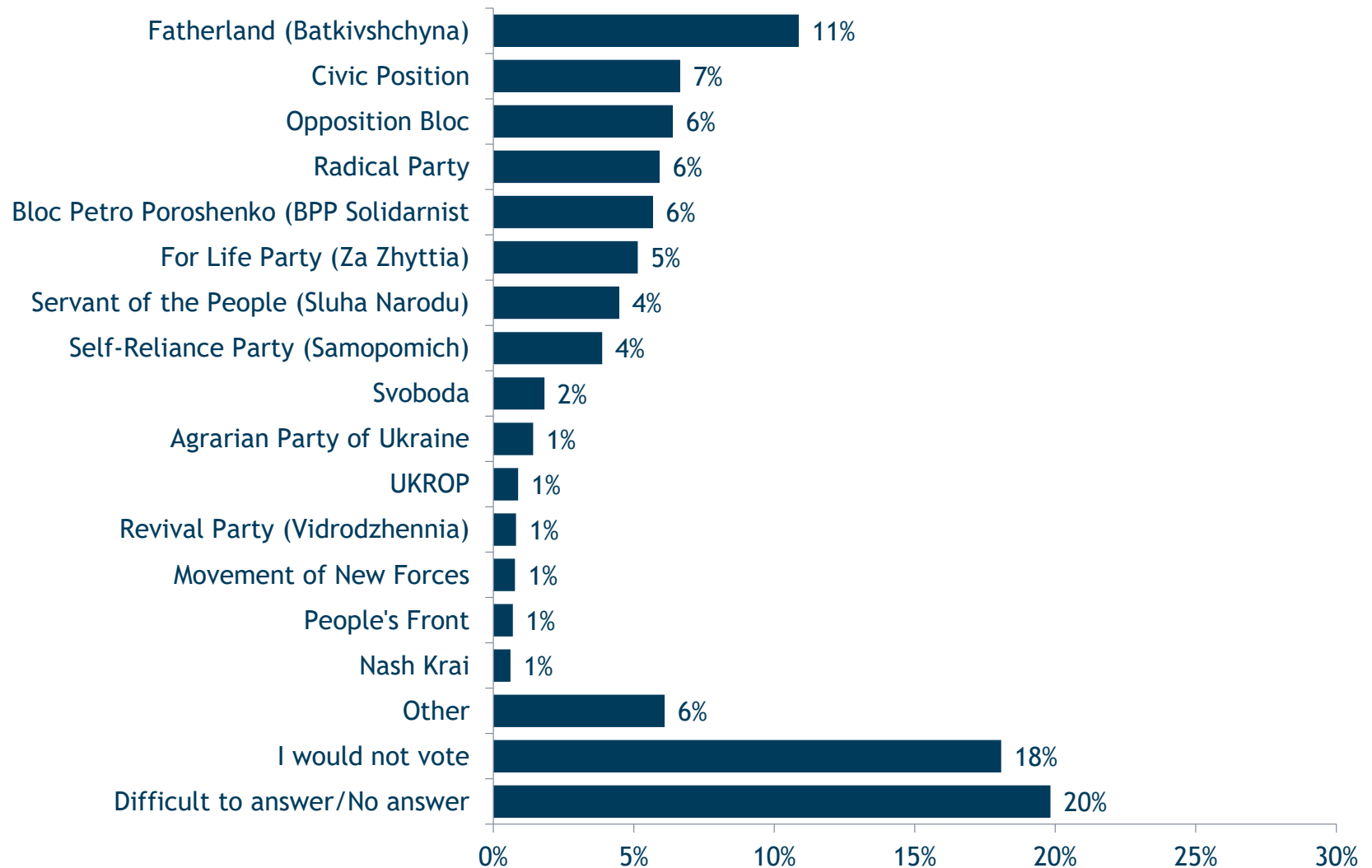
(Disaggregated by political party preference)

■ Definitely yes   ■ Somewhat yes   ■ Somewhat no   ■ Definitely no   ■ Difficult to answer



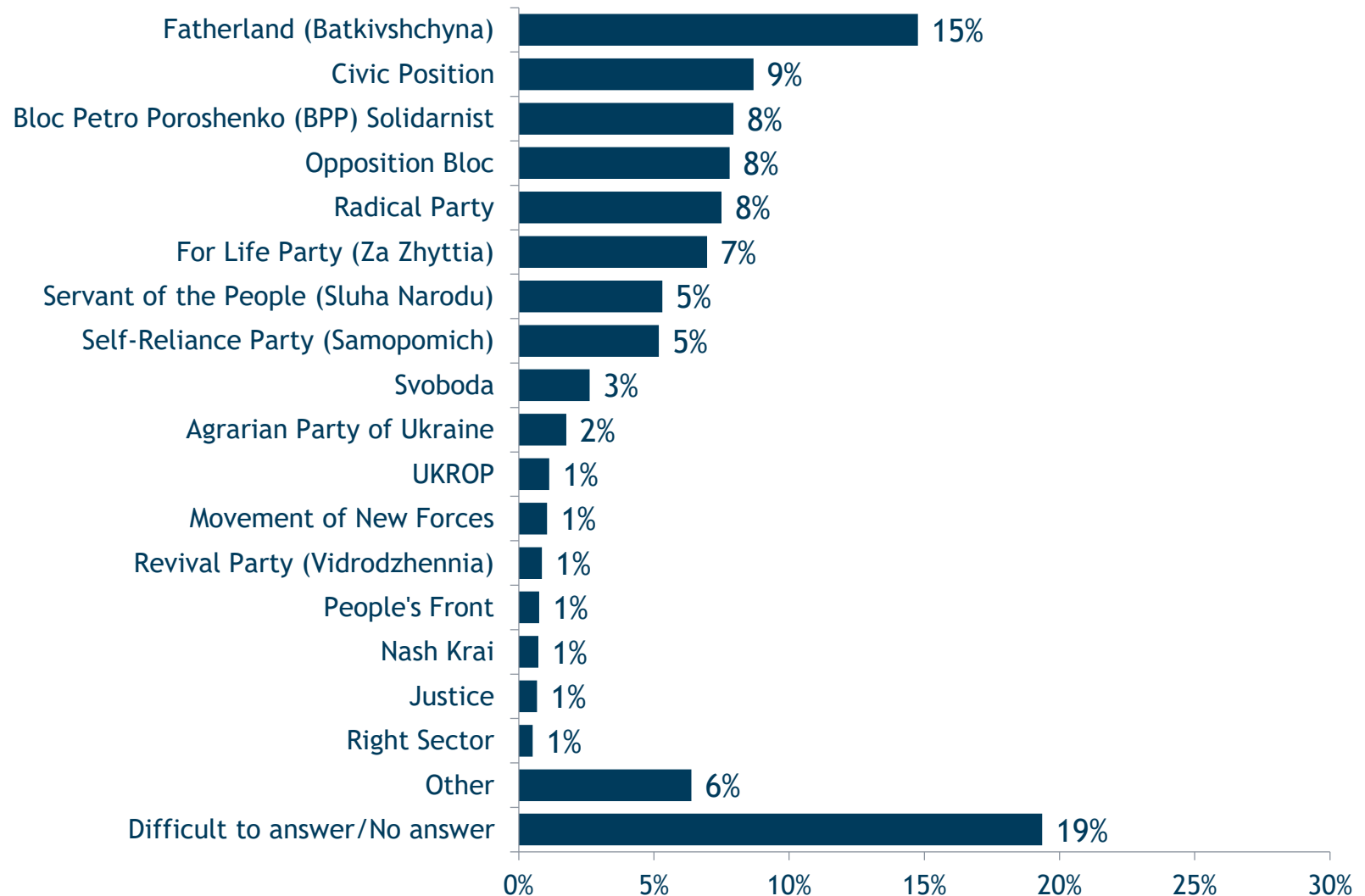
# If parliamentary elections were held next Sunday and the following political parties participated in the election, which party would you vote for?

(All respondents)

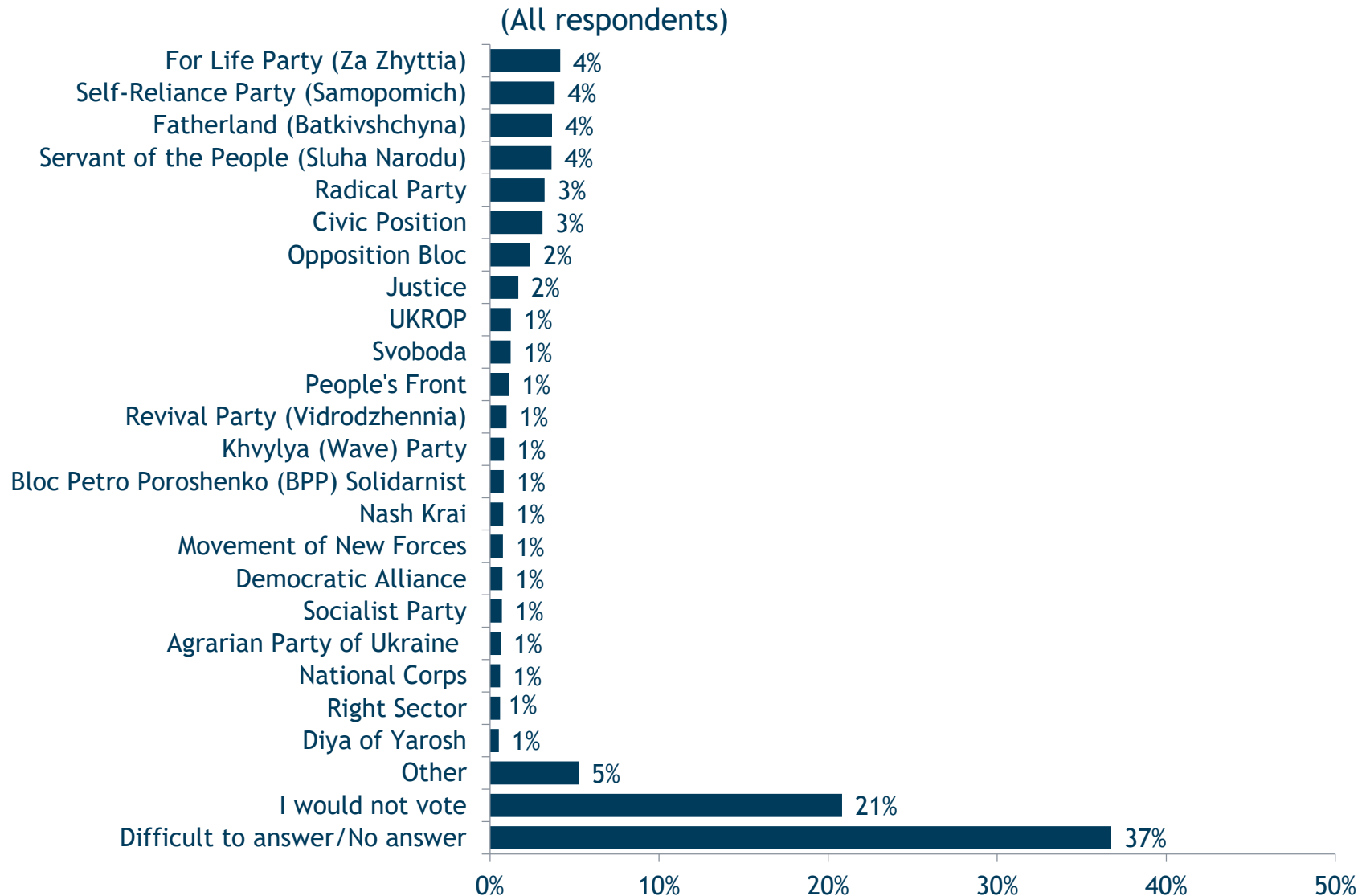


# If parliamentary elections were held next Sunday and the following political parties participated in the election, which political party would you vote for?

(Among likely voters; n=1,630)



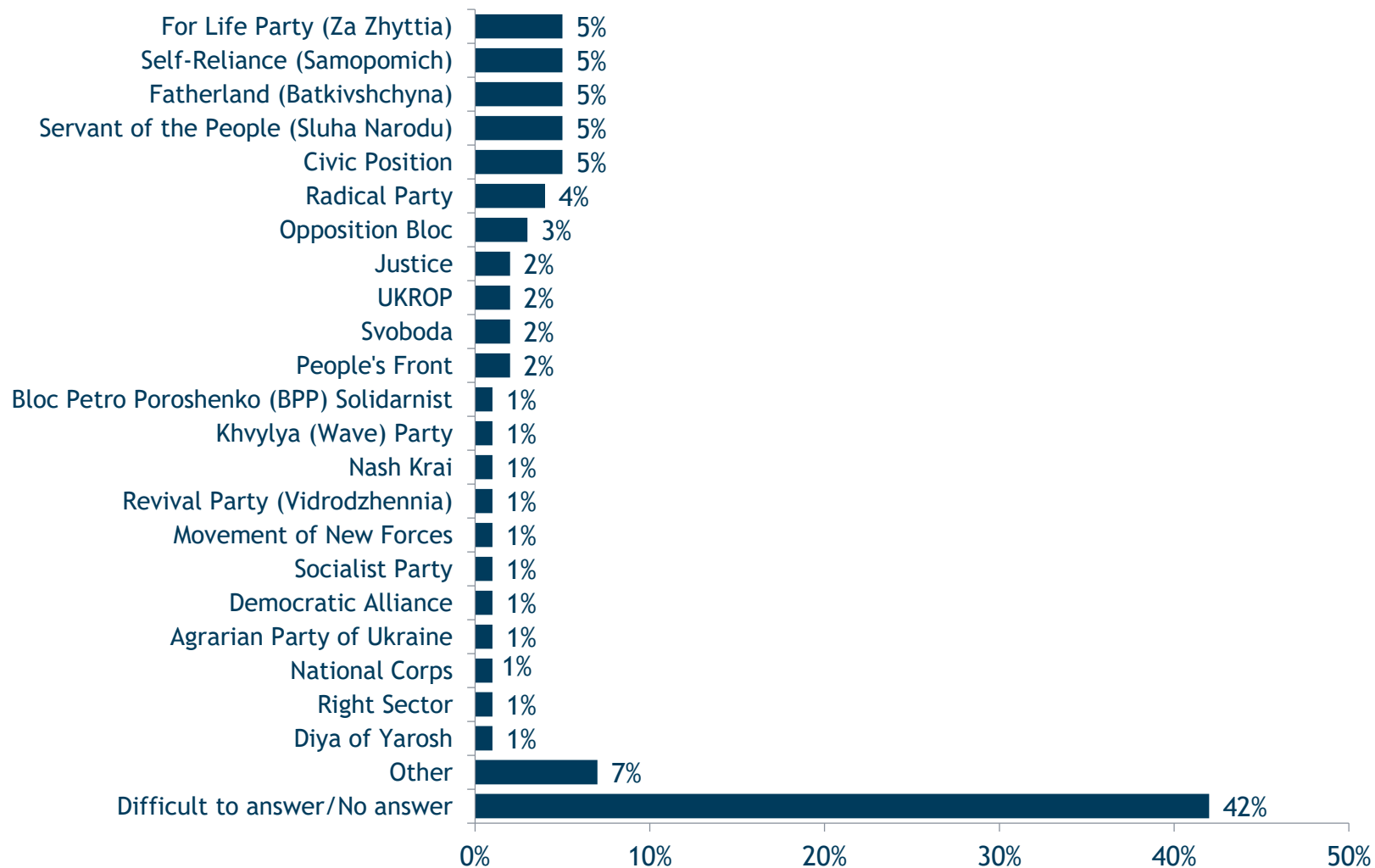
If parliamentary elections were held next Sunday, which other political party would you vote for if the party that you have chosen above would not participate in the elections?





If parliamentary elections were held next Sunday, which other political party would you vote for if the party that you have chosen above would not participate in the elections?

(Likely voters; n=1,630)



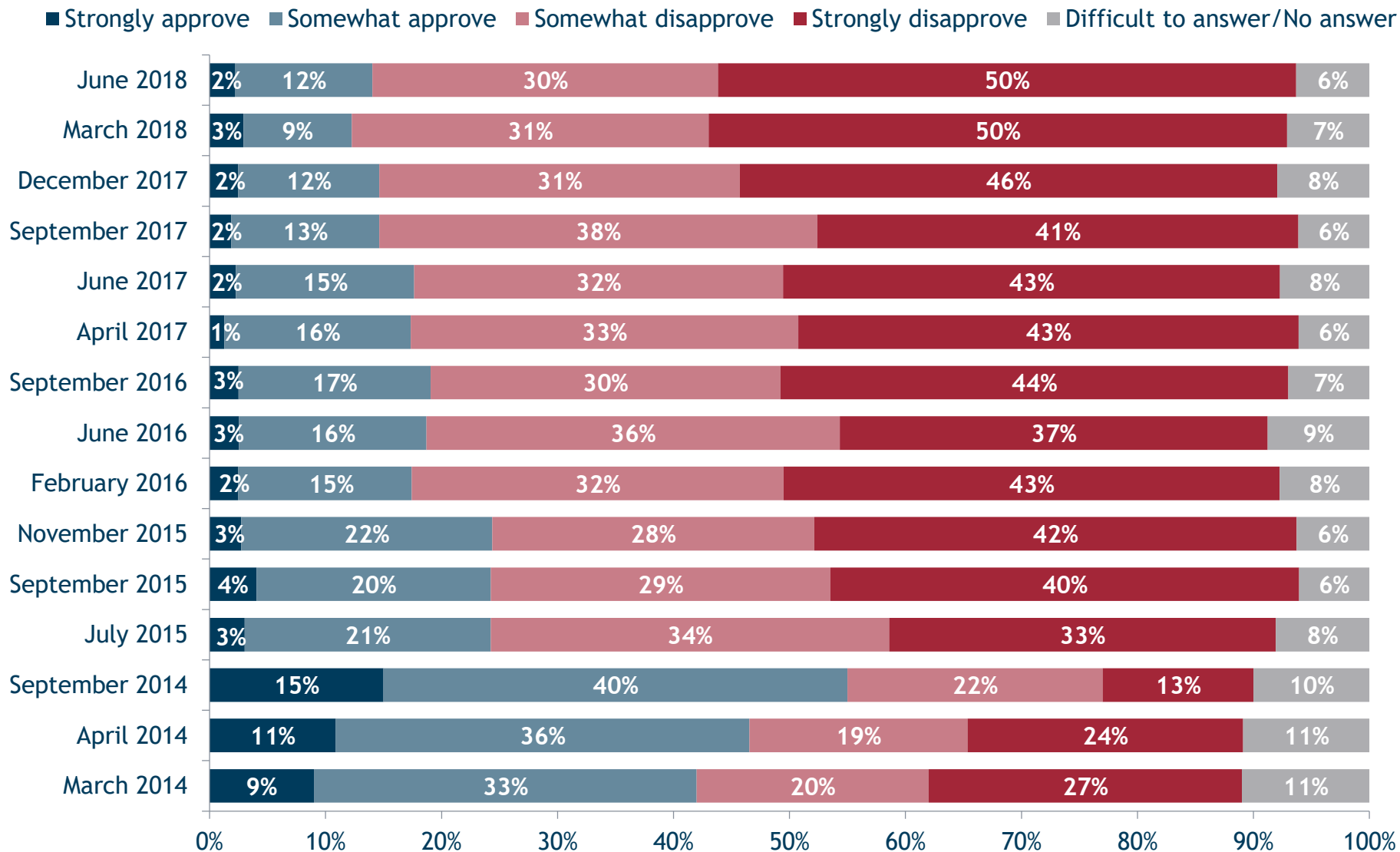


# Assessment of Ukrainian Authorities' Performance

---

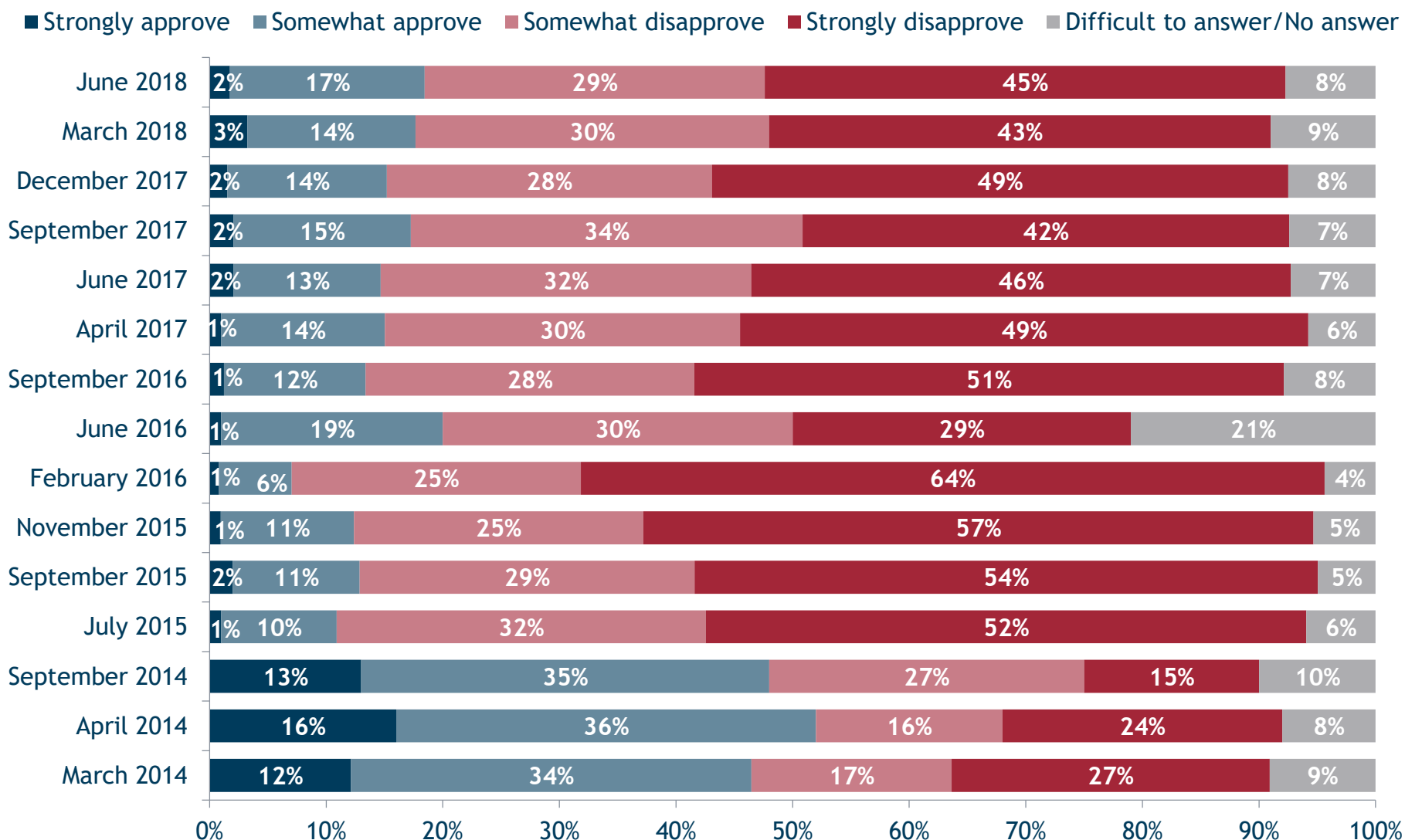


# Do you approve or disapprove of the activities of the President of Ukraine Petro Poroshenko?



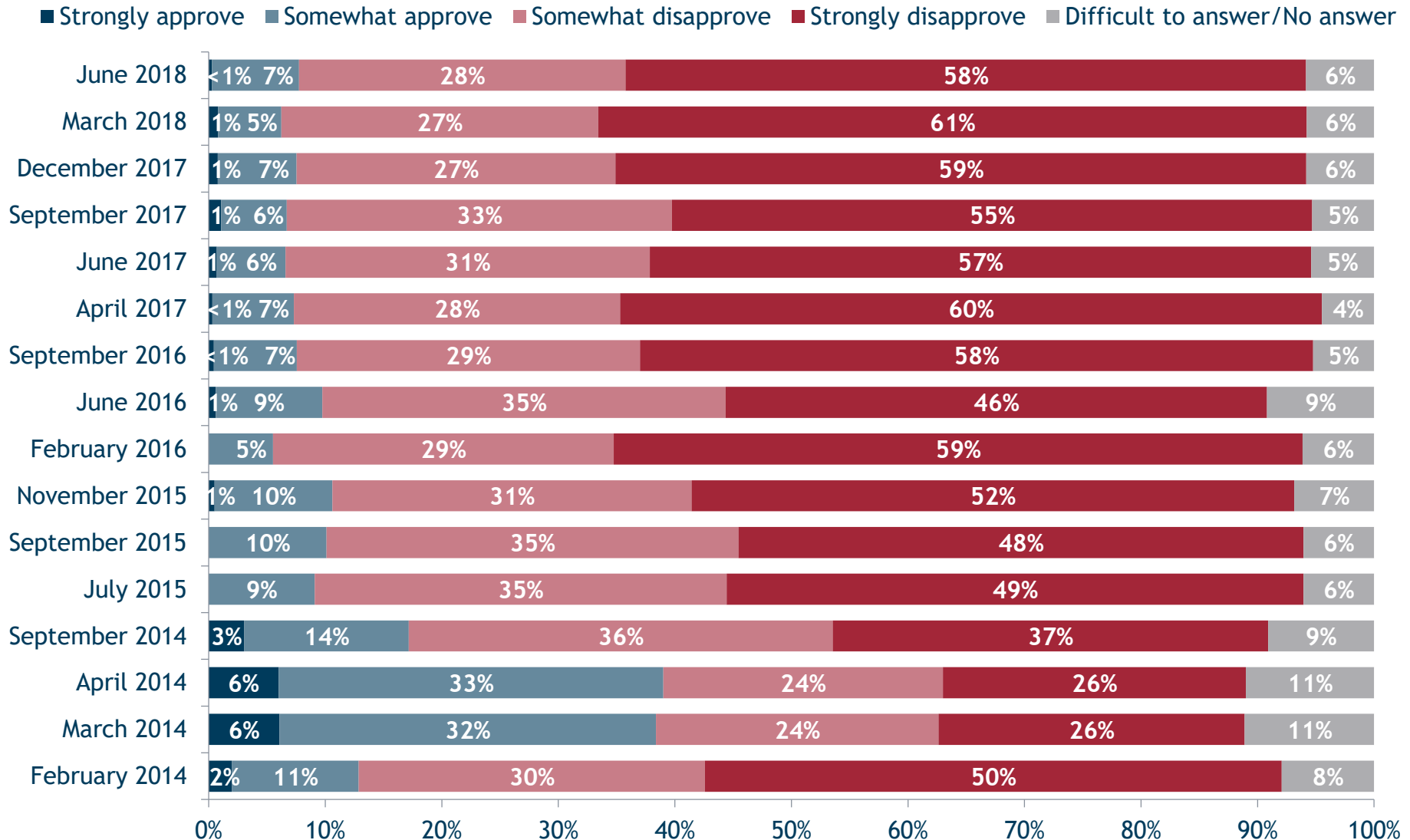
\* Petro Poroshenko has been President of Ukraine since June 2014. Previous IRI polling data reflects attitudes toward the previous president.

# Do you approve or disapprove of the activities of the Cabinet of Ministers under Volodymyr Hroisman\*?



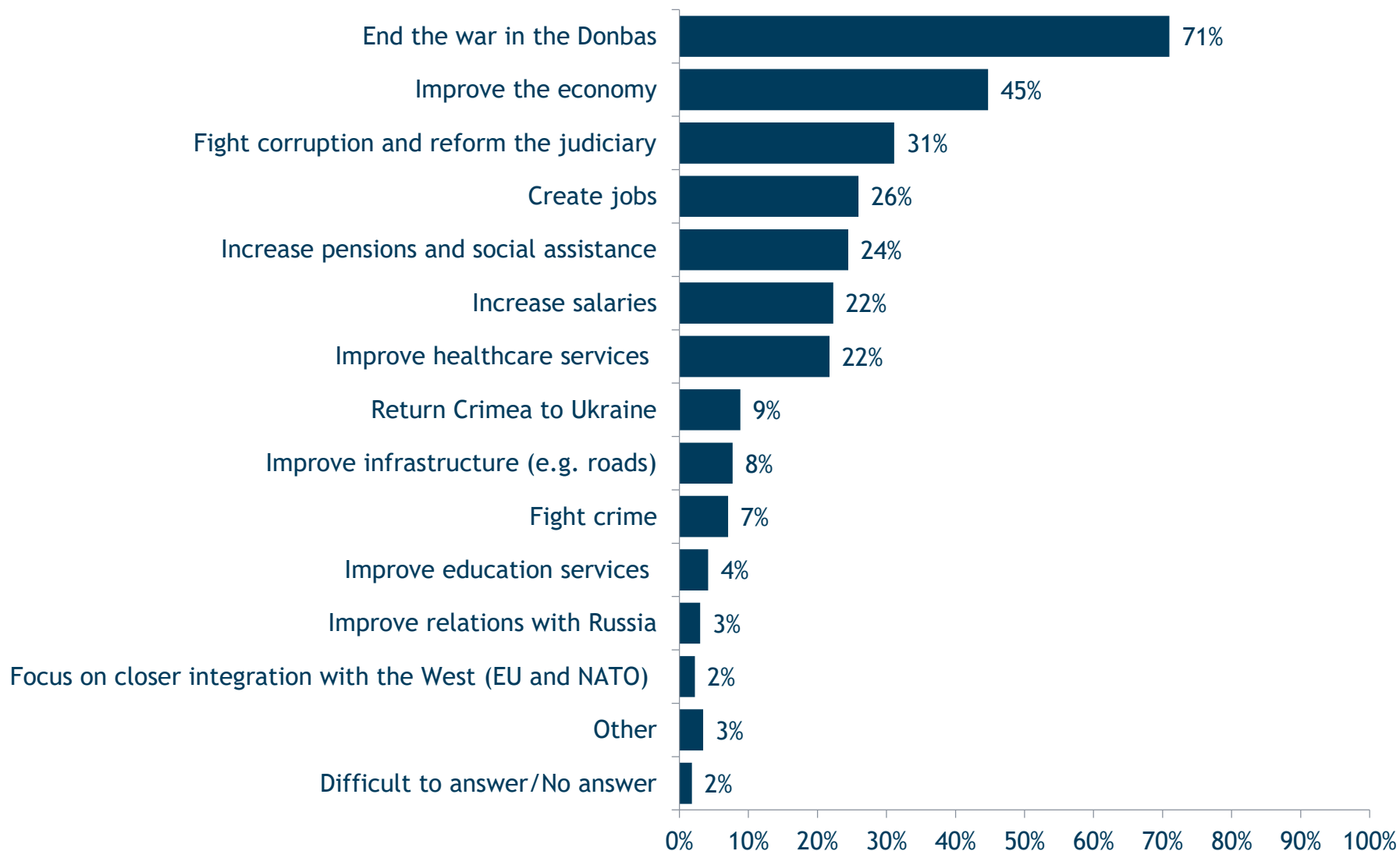
\* Volodymyr Hroisman has been Prime Minister of Ukraine since April 2016. Previous IRI polling data reflects attitudes toward prior prime ministers.

# Do you approve or disapprove of the activities of the Parliament of Ukraine?



# What do state authorities need to do to increase your trust in them?

(Up to three responses permitted)



# What do state authorities need to do to increase your trust in them?

(Up to three responses permitted; disaggregated by age, region)

|   | 18-35 | 36-50 | 51+ | West | Center | South | East |
|---|-------|-------|-----|------|--------|-------|------|
| End the war in the Donbas                               | 71%   | 68%   | 73% | 62%  | 74%    | 76%   | 71%  |
| Improve the economy                                     | 49%   | 46%   | 41% | 47%  | 42%    | 49%   | 40%  |
| Fight corruption and reform the judiciary               | 34%   | 32%   | 29% | 29%  | 39%    | 25%   | 27%  |
| Create jobs   | 31%   | 26%   | 22% | 30%  | 21%    | 31%   | 23%  |
| Increase pensions and social assistance                 | 13%   | 17%   | 38% | 25%  | 28%    | 21%   | 23%  |
| Increase salaries                                       | 22%   | 28%   | 19% | 24%  | 21%    | 21%   | 24%  |
| Improve healthcare services                             | 19%   | 22%   | 24% | 16%  | 24%    | 22%   | 27%  |
| Return Crimea to Ukraine                                | 10%   | 10%   | 7%  | 10%  | 10%    | 6%    | 9%   |
| Improve infrastructure (e.g. roads)                     | 9%    | 9%    | 6%  | 11%  | 7%     | 6%    | 7%   |
| Fight crime   | 7%    | 6%    | 8%  | 9%   | 7%     | 8%    | 3%   |
| Improve education services                              | 7%    | 4%    | 3%  | 5%   | 4%     | 2%    | 6%   |
| Improve relations with Russia                           | 3%    | 3%    | 3%  | 1%   | 3%     | 3%    | 6%   |
| Focus on closer integration with the West (EU and NATO) | 3%    | 2%    | 2%  | 5%   | 2%     | 1%    | 2%   |
| Other   | 3%    | 3%    | 4%  | 3%   | 2%     | 5%    | 6%   |
| Difficult to answer/No answer                           | 1%    | 2%    | 2%  | 3%   | 1%     | 1%    | 1%   |

# What do state authorities need to do to increase your trust in them?

(Up to three responses permitted; disaggregated by political party preference)

|   | Fatherland<br>(Batkivshchyna) | BPP<br>Solidarnist | Civic Position | For Life Party<br>(Za Zhyttia) | Self-Reliance<br>Party | Opposition<br>Bloc | Radical Party | Svoboda | Servant of the<br>People | Would not vote | Undecided |
|---|-------------------------------|--------------------|----------------|--------------------------------|------------------------|--------------------|---------------|---------|--------------------------|----------------|-----------|
| End the war in the Donbas                               | 72%                           | 75%                | 69%            | 74%                            | 67%                    | 76%                | 78%           | 72%     | 72%                      | 71%            | 67%       |
| Improve the economy                                     | 41%                           | 44%                | 44%            | 47%                            | 41%                    | 45%                | 43%           | 42%     | 48%                      | 44%            | 47%       |
| Fight corruption and reform the judiciary               | 29%                           | 36%                | 39%            | 31%                            | 42%                    | 23%                | 28%           | 38%     | 32%                      | 28%            | 33%       |
| Create jobs   | 26%                           | 27%                | 14%            | 27%                            | 38%                    | 27%                | 24%           | 22%     | 25%                      | 31%            | 25%       |
| Increase pensions and social assistance                 | 31%                           | 13%                | 27%            | 30%                            | 19%                    | 26%                | 33%           | 29%     | 14%                      | 23%            | 22%       |
| Increase salaries                                       | 29%                           | 17%                | 19%            | 19%                            | 27%                    | 22%                | 22%           | 32%     | 22%                      | 25%            | 21%       |
| Improve healthcare services                             | 25%                           | 25%                | 25%            | 27%                            | 17%                    | 27%                | 24%           | 7%      | 14%                      | 21%            | 19%       |
| Return Crimea to Ukraine                                | 8%                            | 18%                | 4%             | 5%                             | 8%                     | 4%                 | 9%            | 11%     | 19%                      | 8%             | 7%        |
| Improve infrastructure (e.g. roads)                     | 7%                            | 7%                 | 11%            | 6%                             | 6%                     | 4%                 | 5%            | 13%     | 10%                      | 8%             | 6%        |
| Fight crime   | 5%                            | 10%                | 11%            | 6%                             | 9%                     | 5%                 | 8%            | 9%      | 6%                       | 6%             | 7%        |
| Improve education services                              | 3%                            | 4%                 | 2%             | 3%                             | 4%                     | 2%                 | 3%            | 8%      | 6%                       | 4%             | 5%        |
| Improve relations with Russia                           | 2%                            | 1%                 | 2%             | 9%                             | 0%                     | 12%                | 0%            | 0%      | 4%                       | 3%             | 2%        |
| Focus on closer integration with the West (EU and NATO) | 3%                            | 1%                 | 6%             | 1%                             | 3%                     | 0%                 | 3%            | 5%      | 1%                       | 1%             | 1%        |
| Other   | 2%                            | 2%                 | 4%             | 4%                             | 3%                     | 7%                 | 1%            | 2%      | 7%                       | 5%             | 3%        |
| Difficult to answer/No answer                           | 1%                            | 2%                 | 0%             | 1%                             | 1%                     | 1%                 | 4%            | 2%      | 0%                       | 2%             | 3%        |





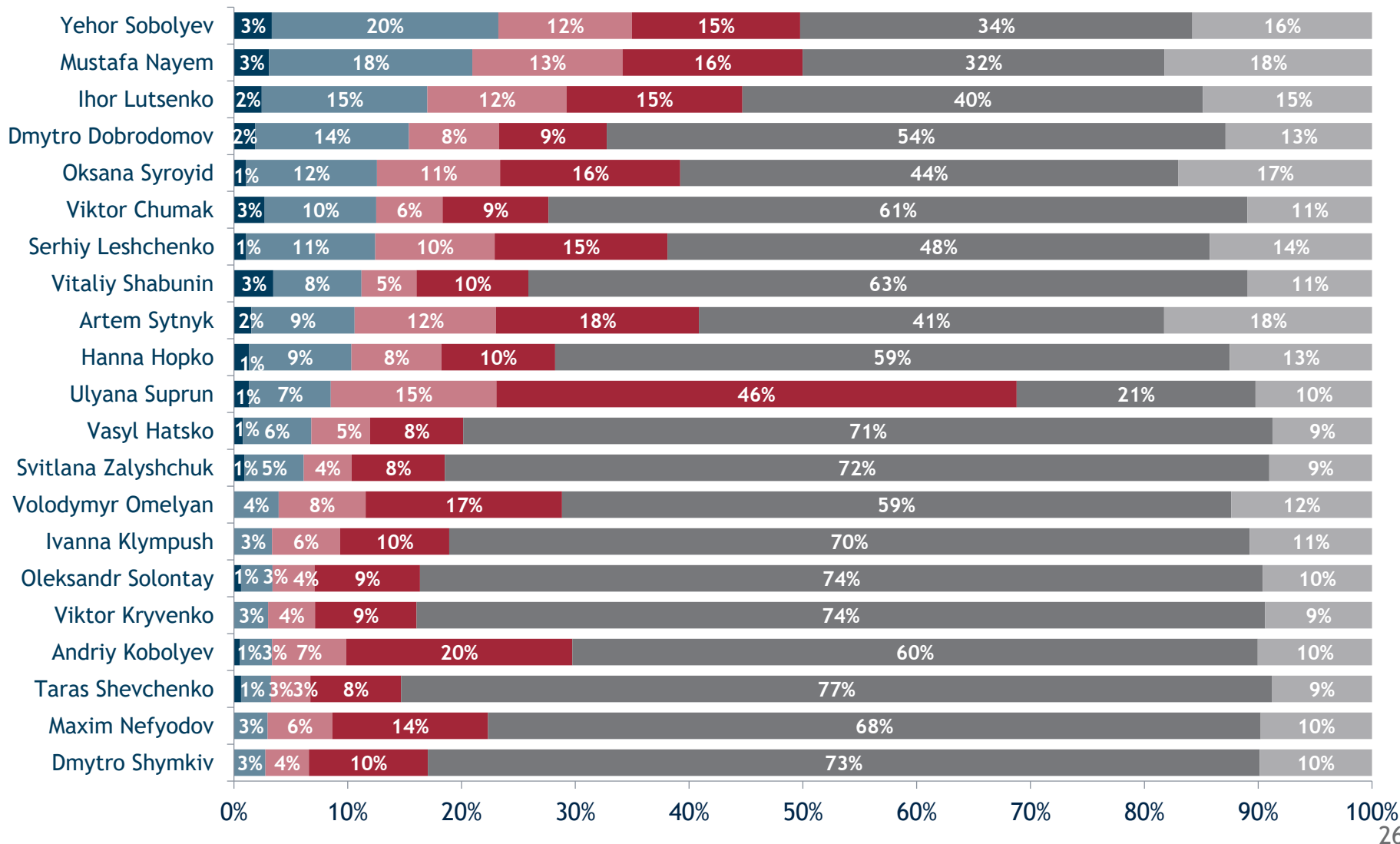
# Attitudes Toward Politicians

---



# What is your opinion of each of the following Ukrainian politicians or members of the Ukrainian government?

Very favorable
Somewhat favorable
Somewhat unfavorable
Very unfavorable
Have not heard the name
Difficult to answer/No answer



# What is your opinion of each of the following Ukrainian politicians or members of the Ukrainian government?

(“Very favorable” and “Somewhat favorable” combined; disaggregated by age, region)

|                            | 18-35 | 36-50 | 51+ | West | Center | South | East |
|----------------------------|-------|-------|-----|------|--------|-------|------|
| Yehor Sobolyev             | 18%   | 23%   | 28% | 30%  | 22%    | 23%   | 14%  |
| Mustafa Nayem              | 18%   | 19%   | 24% | 22%  | 20%    | 27%   | 12%  |
| Ihor Lutsenko              | 13%   | 15%   | 21% | 24%  | 17%    | 17%   | 5%   |
| Dmytro Dobrodomov          | 13%   | 14%   | 18% | 21%  | 14%    | 15%   | 10%  |
| Oksana Syroyid             | 10%   | 13%   | 15% | 17%  | 13%    | 12%   | 6%   |
| Viktor Chumak              | 11%   | 11%   | 15% | 13%  | 13%    | 13%   | 9%   |
| Serhiy Leshchenko          | 11%   | 12%   | 14% | 16%  | 11%    | 14%   | 8%   |
| Vitaliy Shabunin           | 9%    | 11%   | 13% | 11%  | 12%    | 14%   | 6%   |
| Artem Sytnyk               | 10%   | 11%   | 11% | 11%  | 11%    | 10%   | 9%   |
| Hanna Hopko                | 9%    | 10%   | 11% | 14%  | 10%    | 10%   | 6%   |
| Ulyana Suprun              | 10%   | 10%   | 7%  | 13%  | 10%    | 4%    | 5%   |
| Vasyl Hatsko               | 7%    | 6%    | 7%  | 6%   | 8%     | 8%    | 4%   |
| Svitlana Zalyshchuk        | 5%    | 7%    | 6%  | 5%   | 5%     | 8%    | 5%   |
| Volodymyr Omelyan          | 5%    | 4%    | 3%  | 5%   | 4%     | 4%    | 2%   |
| Ivanna Klympush-Tsyntsadze | 3%    | 4%    | 3%  | 6%   | 3%     | 3%    | 2%   |
| Oleksandr Solontay         | 4%    | 3%    | 3%  | 6%   | 3%     | 2%    | 2%   |
| Viktor Kryvenko            | 3%    | 3%    | 4%  | 3%   | 4%     | 2%    | 4%   |
| Andriy Kobolyev            | 4%    | 3%    | 3%  | 3%   | 3%     | 4%    | 4%   |
| Taras Shevchenko           | 3%    | 4%    | 3%  | 3%   | 4%     | 3%    | 3%   |
| Maxim Nefyodov             | 3%    | 4%    | 3%  | 3%   | 3%     | 4%    | 3%   |
| Dmytro Shymkiv             | 4%    | 3%    | 3%  | 4%   | 3%     | 2%    | 2%   |

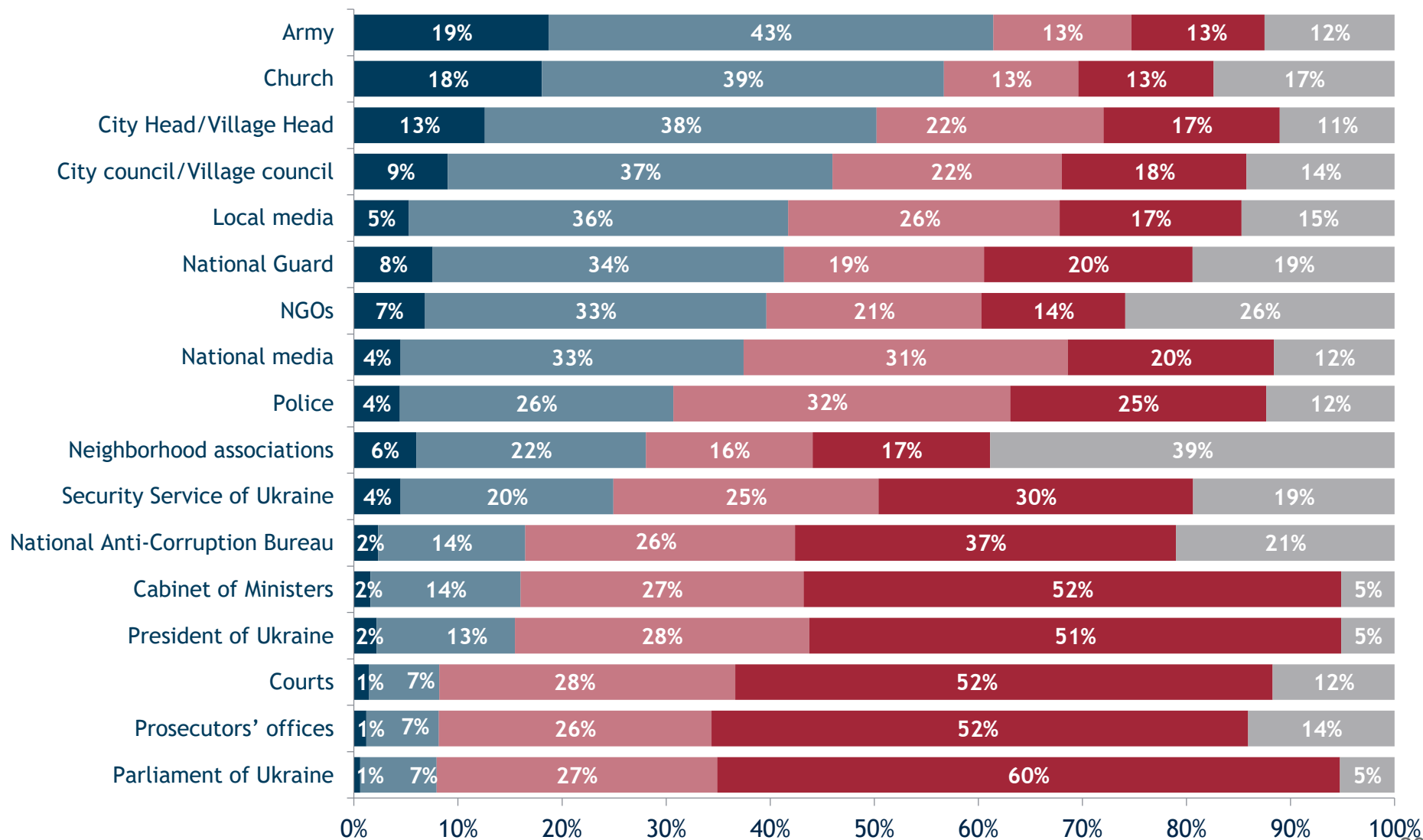
# What is your opinion of each of the following Ukrainian politicians or members of the Ukrainian government?

(“Very favorable” and “Somewhat favorable” combined; disaggregated by political party preference)

|                            | Fatherland<br>(Batkivshchyna) | BPP<br>Solidarist | Civic Position | For Life Party<br>(Za Zhyttia) | Self-Reliance<br>Party | Opposition<br>Bloc | Radical Party | Svoboda | Servant of the<br>People | Would not vote | Undecided |
|----------------------------|-------------------------------|-------------------|----------------|--------------------------------|------------------------|--------------------|---------------|---------|--------------------------|----------------|-----------|
| Yehor Sobolyev             | 32%                           | 21%               | 43%            | 31%                            | 37%                    | 22%                | 22%           | 33%     | 18%                      | 15%            | 14%       |
| Mustafa Nayem              | 23%                           | 28%               | 41%            | 29%                            | 31%                    | 13%                | 20%           | 31%     | 22%                      | 11%            | 15%       |
| Ihor Lutsenko              | 45%                           | 24%               | 29%            | 11%                            | 25%                    | 12%                | 16%           | 26%     | 11%                      | 6%             | 8%        |
| Dmytro Dobrodomov          | 17%                           | 15%               | 38%            | 18%                            | 22%                    | 19%                | 14%           | 34%     | 18%                      | 7%             | 10%       |
| Oksana Syroyid             | 20%                           | 29%               | 24%            | 9%                             | 23%                    | 8%                 | 12%           | 10%     | 12%                      | 4%             | 8%        |
| Viktor Chumak              | 13%                           | 18%               | 31%            | 15%                            | 15%                    | 9%                 | 9%            | 26%     | 13%                      | 6%             | 8%        |
| Serhiy Leshchenko          | 14%                           | 17%               | 26%            | 16%                            | 21%                    | 11%                | 10%           | 14%     | 10%                      | 6%             | 7%        |
| Vitaliy Shabunin           | 11%                           | 13%               | 27%            | 13%                            | 12%                    | 12%                | 8%            | 21%     | 11%                      | 7%             | 9%        |
| Artem Sytnyk               | 12%                           | 24%               | 25%            | 11%                            | 12%                    | 10%                | 7%            | 15%     | 11%                      | 4%             | 7%        |
| Hanna Hopko                | 11%                           | 30%               | 24%            | 3%                             | 15%                    | 9%                 | 6%            | 22%     | 13%                      | 2%             | 6%        |
| Ulyana Suprun              | 8%                            | 35%               | 14%            | 2%                             | 13%                    | 4%                 | 7%            | 9%      | 7%                       | 3%             | 6%        |
| Vasyl Hatsko               | 7%                            | 15%               | 17%            | 6%                             | 5%                     | 6%                 | 4%            | 14%     | 9%                       | 2%             | 3%        |
| Svitlana Zalyshchuk        | 5%                            | 13%               | 13%            | 5%                             | 9%                     | 7%                 | 3%            | 9%      | 6%                       | 1%             | 4%        |
| Volodymyr Omelyan          | 6%                            | 23%               | 6%             | 4%                             | 7%                     | 3%                 | 1%            | 10%     | 2%                       | 1%             | 1%        |
| Ivanna Klympush-Tsyntsadze | 2%                            | 19%               | 6%             | 1%                             | 6%                     | 3%                 | 4%            | 4%      | 4%                       | 1%             | 1%        |
| Oleksandr Solontay         | 6%                            | 8%                | 6%             | 1%                             | 3%                     | 3%                 | 1%            | 4%      | 2%                       | 2%             | 2%        |
| Viktor Kryvenko            | 6%                            | 9%                | 6%             | 2%                             | 5%                     | 1%                 | 3%            | 10%     | 3%                       | -              | -         |
| Andriy Kobolyev            | 4%                            | 15%               | 3%             | 4%                             | 2%                     | 4%                 | 3%            | 11%     | 3%                       | 1%             | 1%        |
| Taras Shevchenko           | 6%                            | 8%                | 7%             | 2%                             | 3%                     | 4%                 | 3%            | 2%      | 3%                       | 1%             | 1%        |
| Maxim Nefyodov             | 6%                            | 13%               | 5%             | 3%                             | 2%                     | 5%                 | 1%            | 2%      | 1%                       | -              | 1%        |
| Dmytro Shymkiv             | 4%                            | 16%               | 4%             | 2%                             | 9%                     | 1%                 | 1%            | 4%      | 3%                       | 1%             | -         |

# Do you approve or disapprove of the activities of the following government and non-government entities?

■ Strongly approve ■ Somewhat approve ■ Somewhat disapprove ■ Strongly disapprove ■ Difficult to answer/No answer



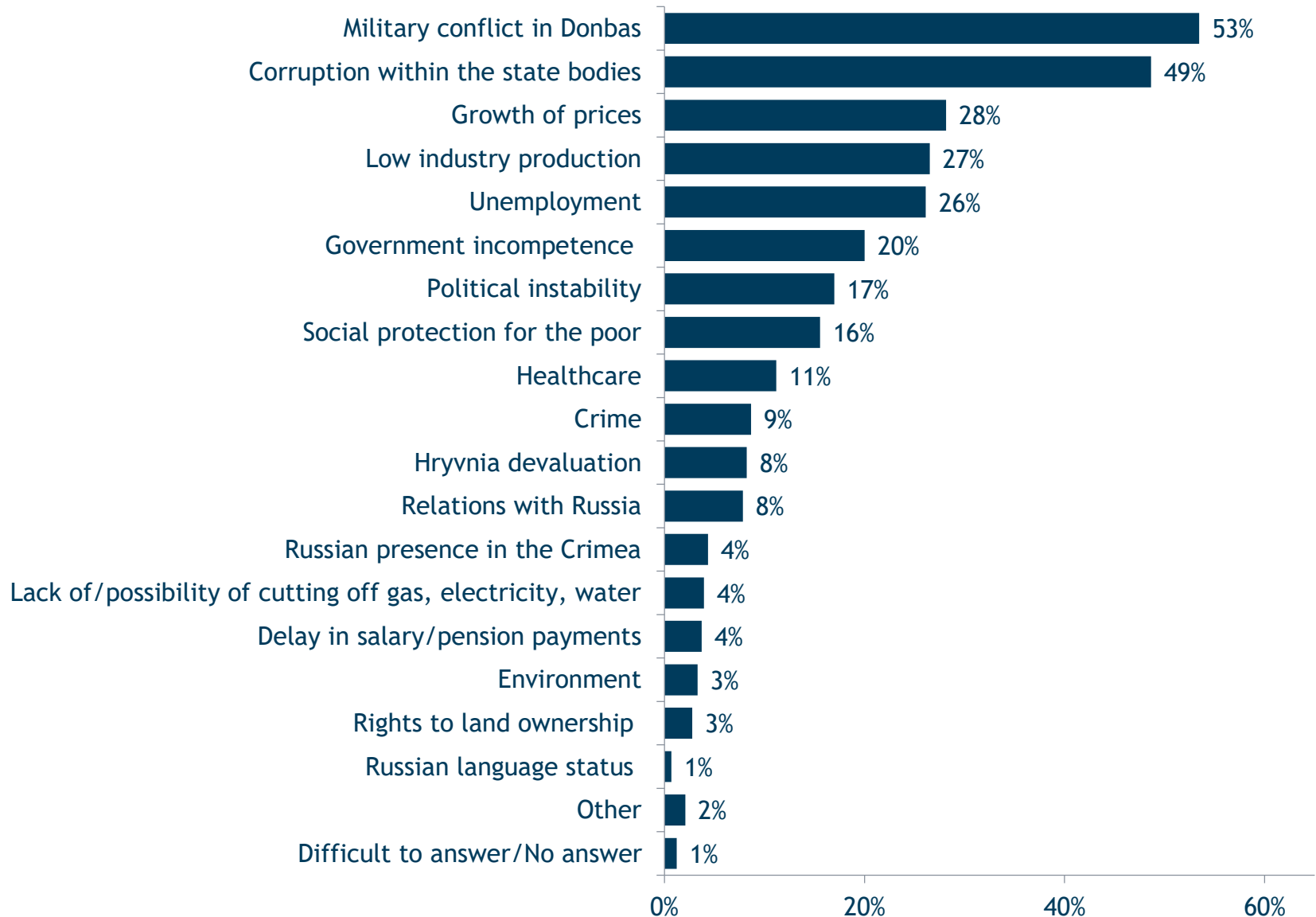


# Views on Issues

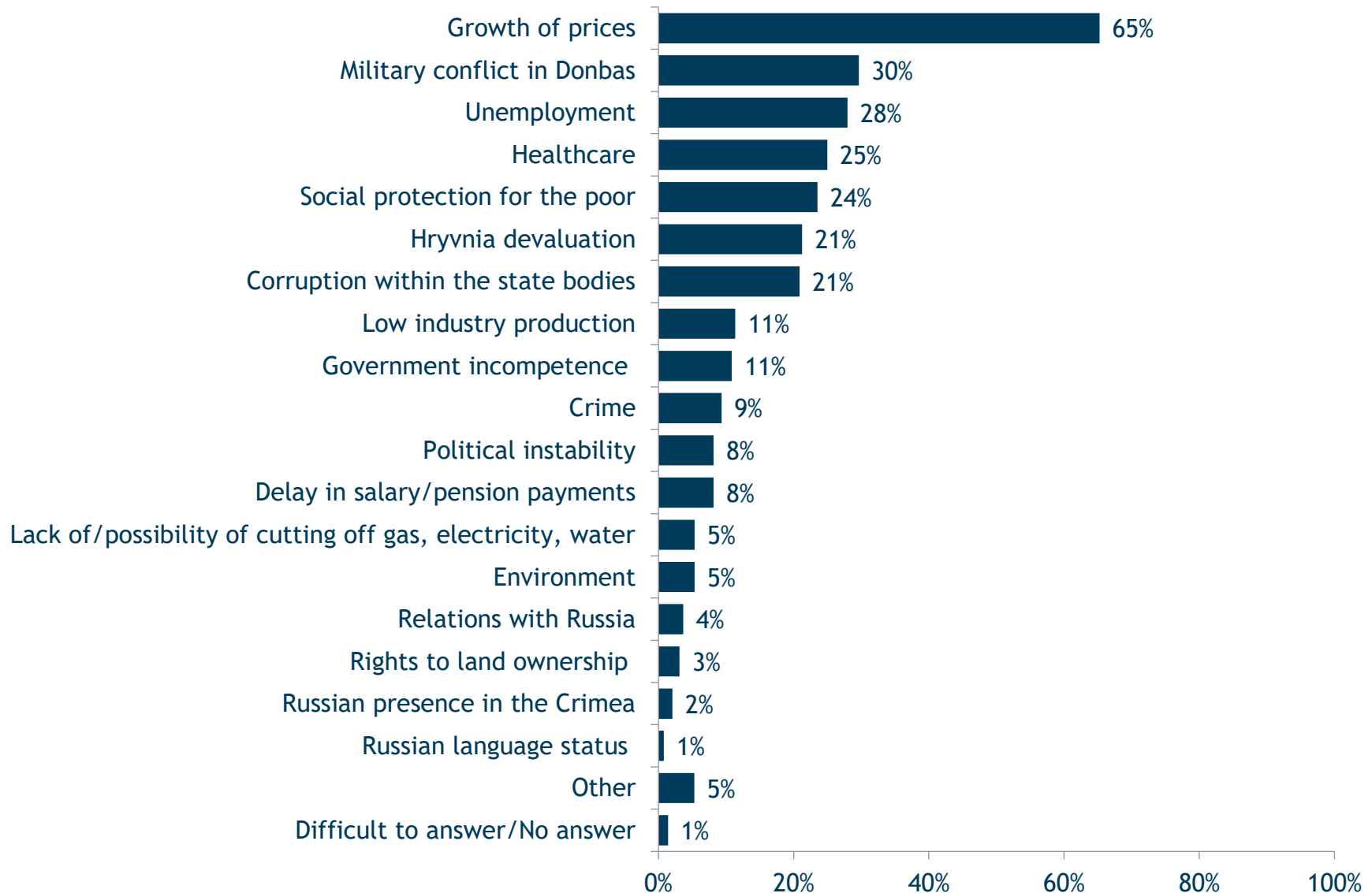
---



# Which three of the following issues are the most important for Ukraine?

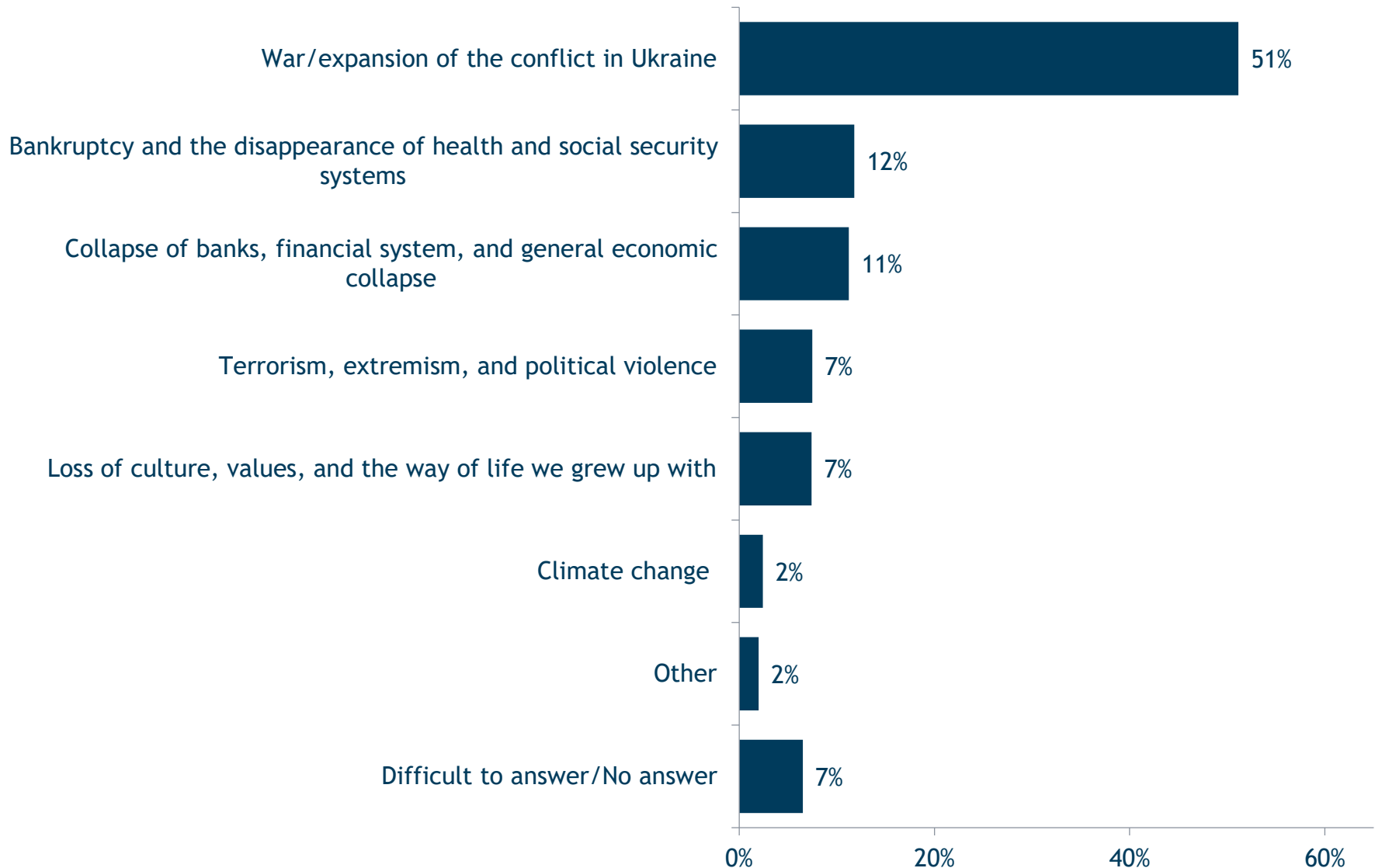


# Which three of the following issues are the most important for you personally?





# Considering long-term trends, what has the greatest likelihood of threatening your way of life and your children's future?



# Considering long-term trends, what has the greatest likelihood of threatening your way of life and your children's future?

(Disaggregated by age, region)

|  | 18-35 | 36-50 | 51+ | West | Center | South | East |
|--|-------|-------|-----|------|--------|-------|------|
| War/the expansion of the conflict in Ukraine                       | 49%   | 49%   | 54% | 49%  | 49%    | 54%   | 55%  |
| Bankruptcy and disappearance of health and social security systems | 10%   | 12%   | 13% | 12%  | 13%    | 9%    | 13%  |
| Collapse of banks, financial system, and general economic collapse | 13%   | 12%   | 10% | 9%   | 10%    | 17%   | 8%   |
| Terrorism, extremism, and political violence                       | 9%    | 6%    | 7%  | 12%  | 8%     | 5%    | 5%   |
| Loss of culture, values, and the way of life we grew up with       | 7%    | 8%    | 7%  | 6%   | 9%     | 5%    | 9%   |
| Climate change   | 2%    | 3%    | 2%  | 3%   | 2%     | 3%    | 2%   |
| Other  | 2%    | 2%    | 2%  | 1%   | 2%     | 2%    | 3%   |
| Difficult to answer/No answer                                      | 8%    | 6%    | 5%  | 8%   | 7%     | 5%    | 5%   |

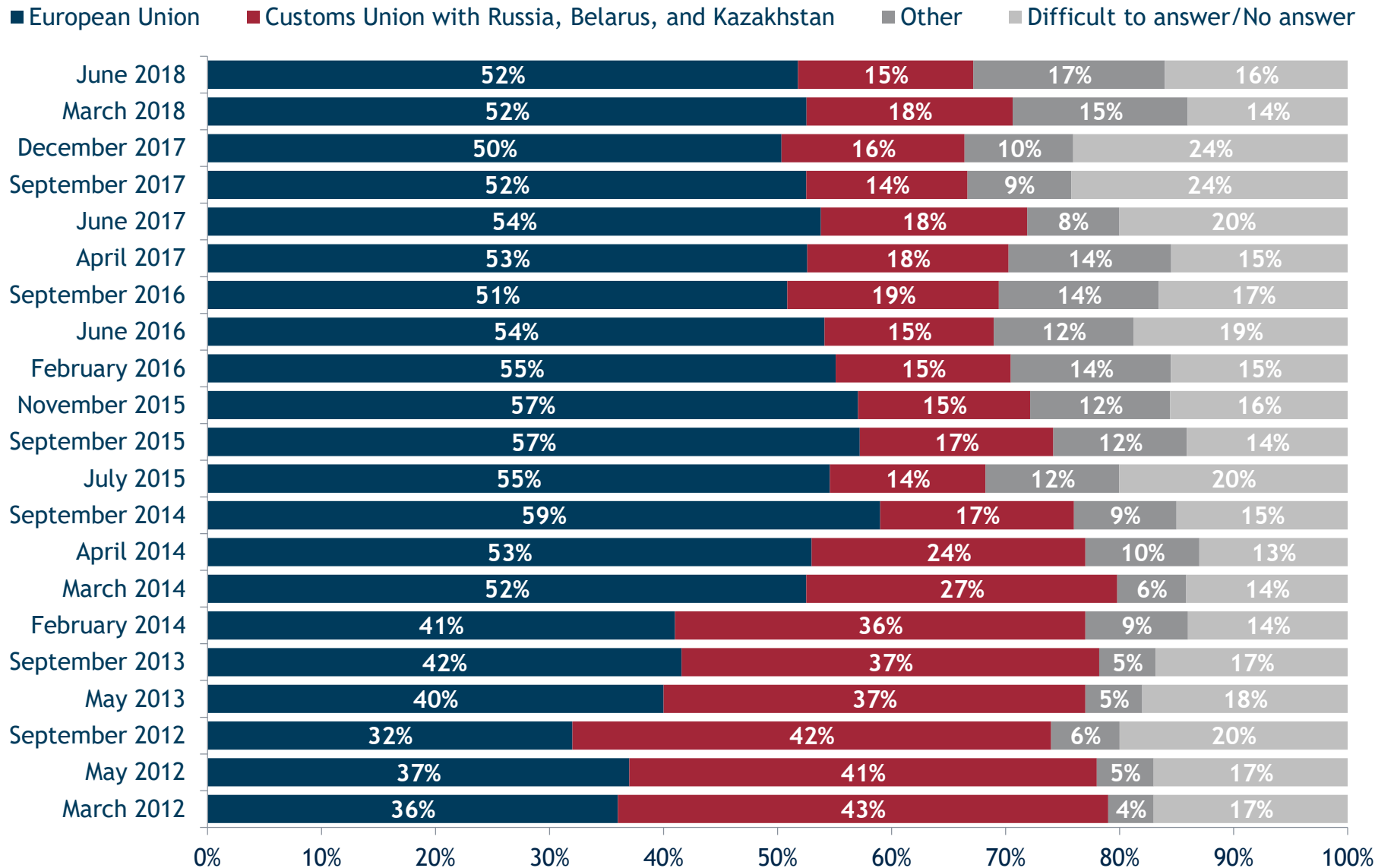


# Foreign Policy

---

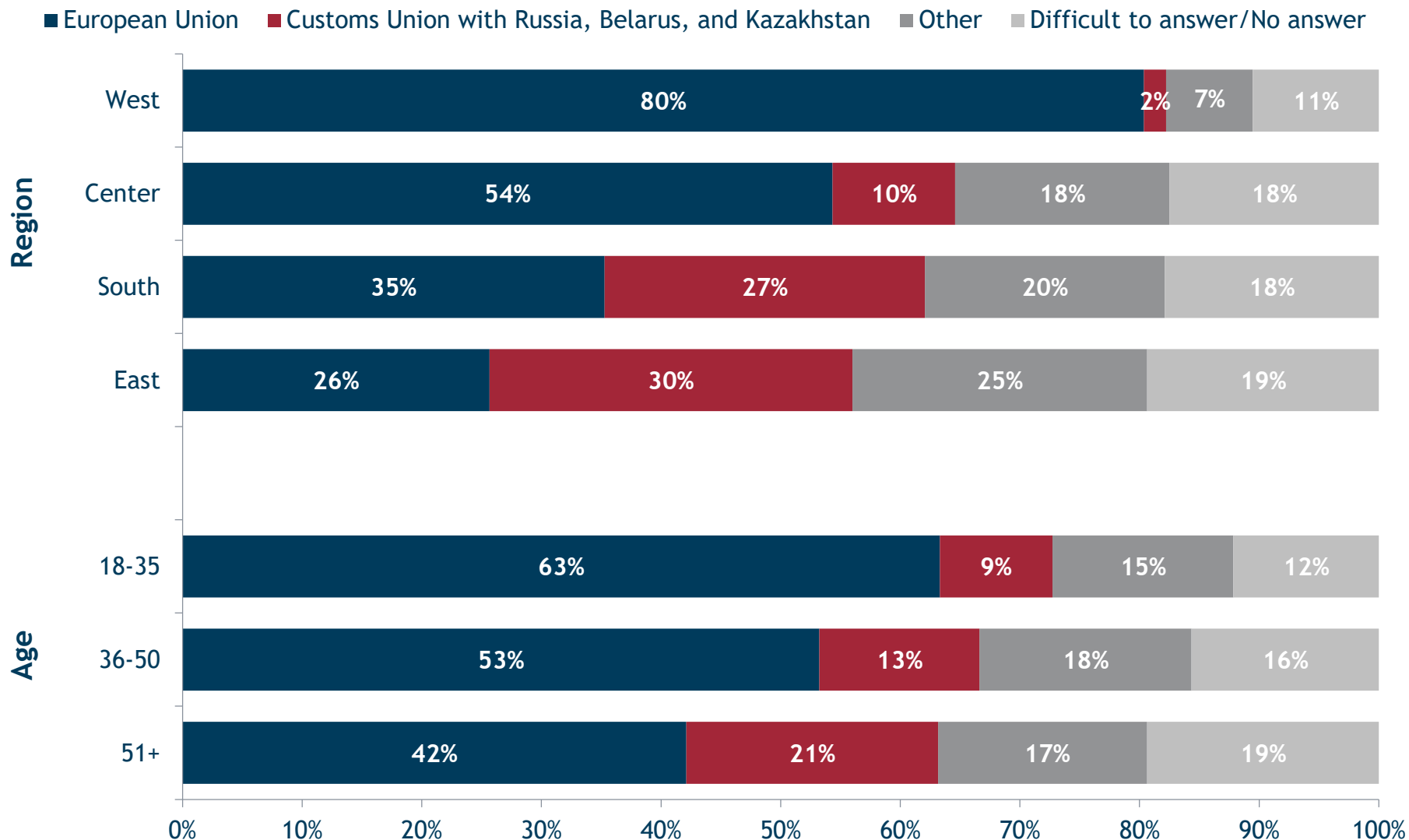


# If Ukraine could only enter one international economic union, which of the following should it be?



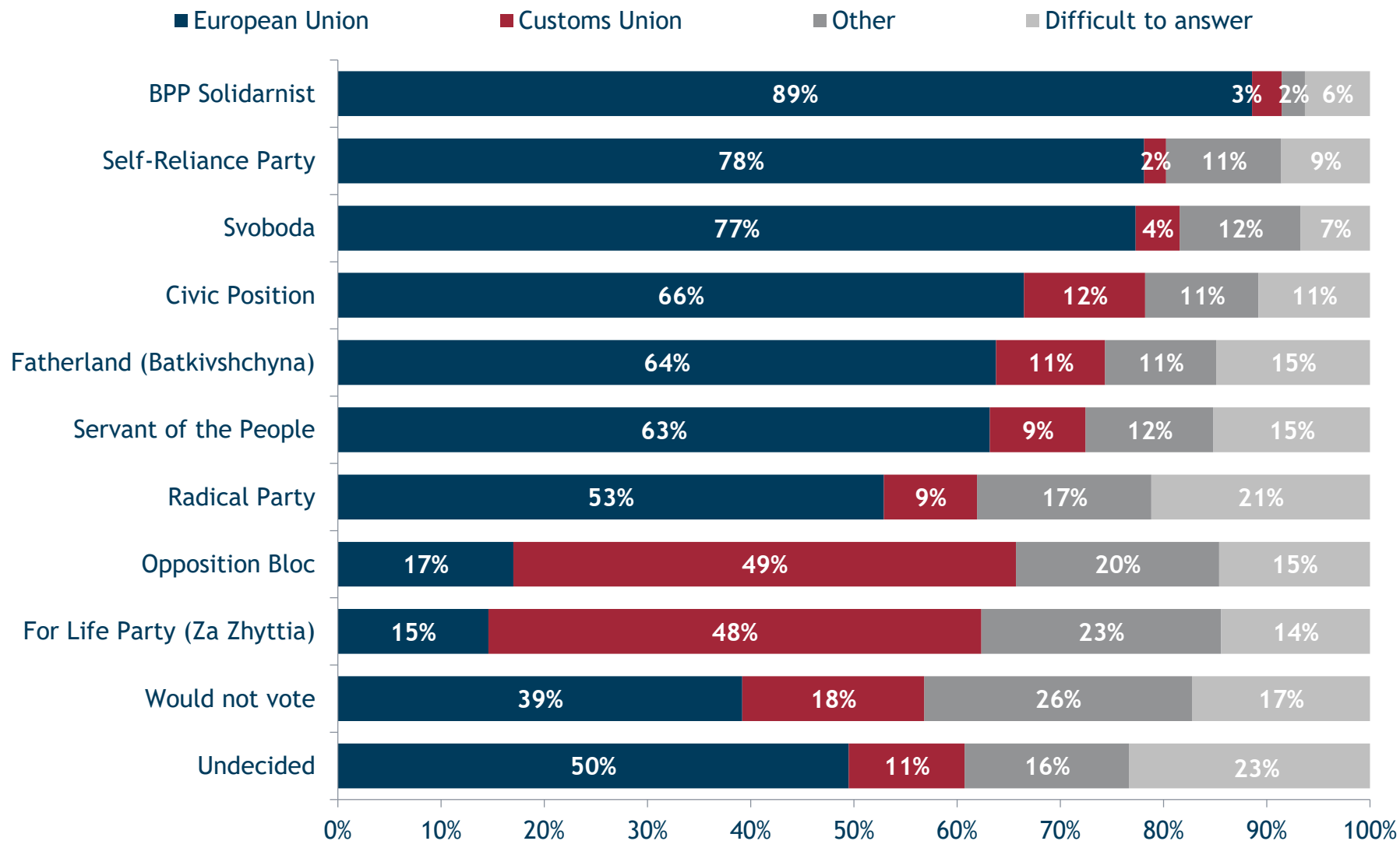
# If Ukraine could only enter one international economic union, which of the following should it be?

(Disaggregated by age, region)



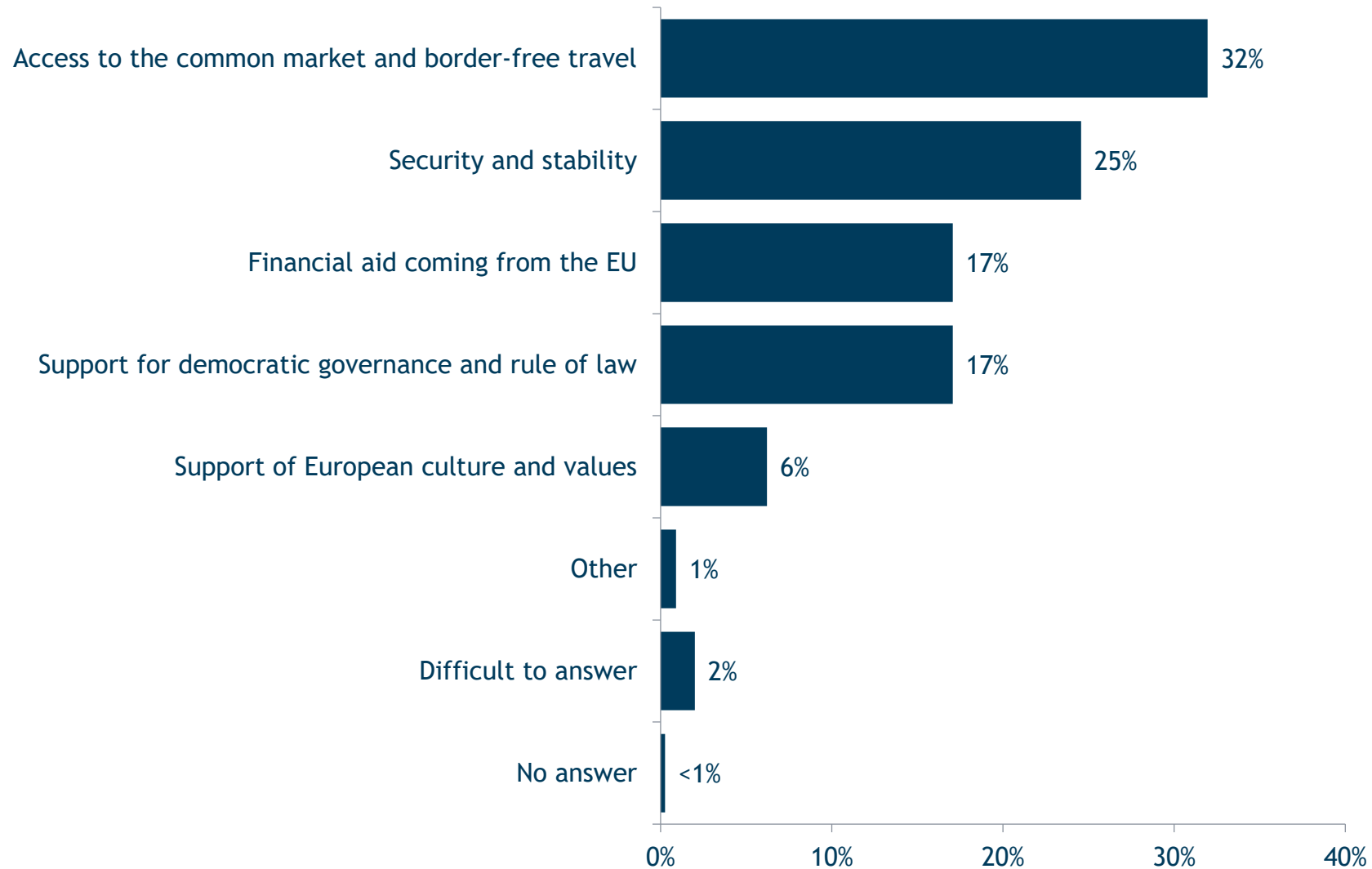
# If Ukraine could only enter one international economic union, which of the following should it be?

(Disaggregated by political party preference)



# In your opinion, what would be the greatest benefit that Ukraine would receive through membership in the European Union?

(EU integration supporters; n=1,242)



# In your opinion, what would the greatest benefit be that Ukraine would receive through membership in the European Union?

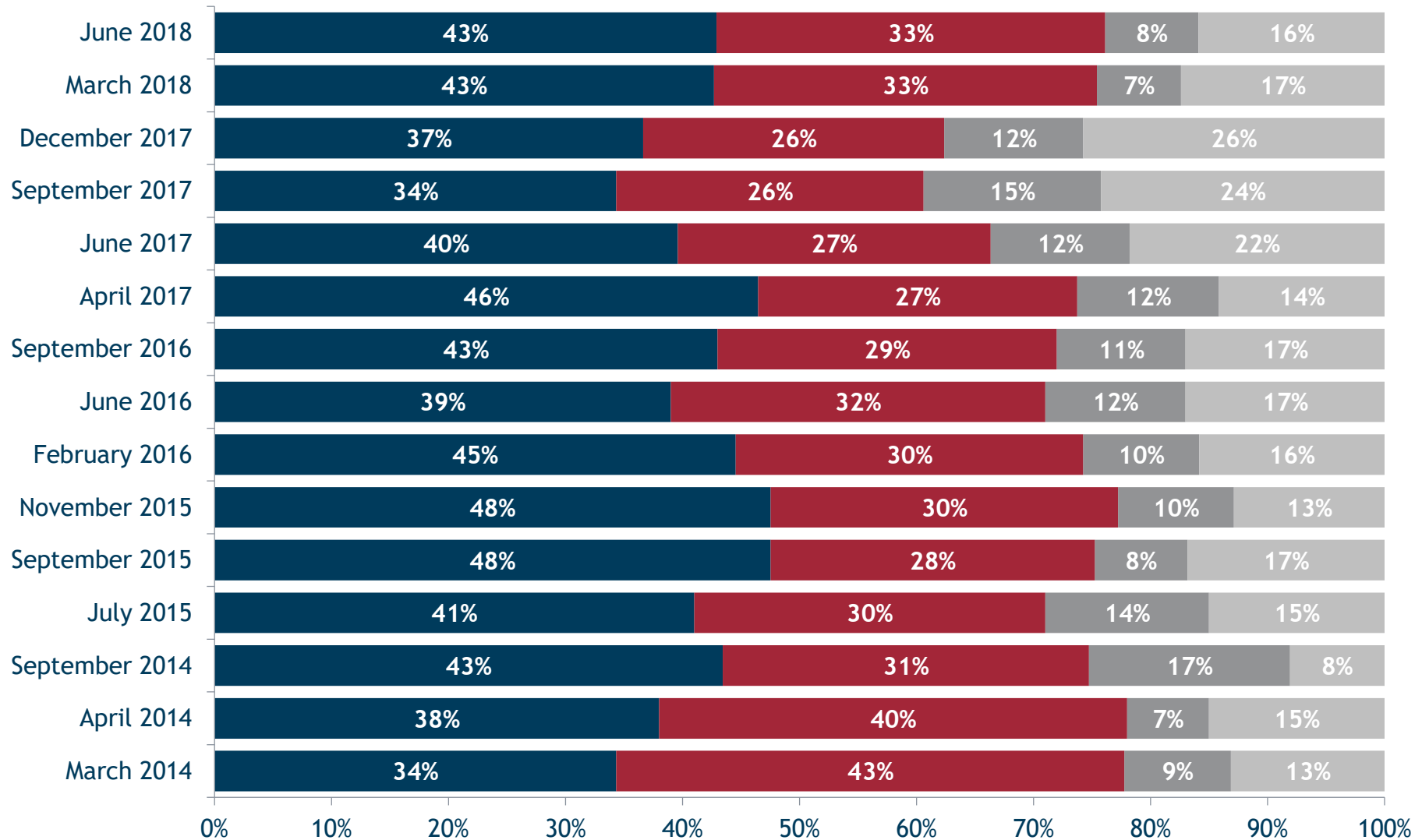
(EU integration supporters; n=1,242; disaggregated by age, region)

|  | 18-35 | 36-50 | 51+ | West | Center | South | East |
|--|-------|-------|-----|------|--------|-------|------|
| Access to the common market and border-free travel | 36%   | 34%   | 26% | 32%  | 32%    | 33%   | 30%  |
| Security and stability                             | 22%   | 21%   | 30% | 21%  | 27%    | 26%   | 29%  |
| Financial aid coming from the EU                   | 15%   | 17%   | 19% | 23%  | 14%    | 13%   | 13%  |
| Support for democratic governance and rule of law  | 17%   | 21%   | 15% | 14%  | 19%    | 19%   | 18%  |
| Support of European culture and values             | 7%    | 4%    | 7%  | 6%   | 7%     | 6%    | 2%   |
| Other  | 1%    | 1%    | 1%  | 1%   | 1%     | 1%    | 4%   |
| Don't know   | 2%    | 1%    | 3%  | 3%   | 1%     | 2%    | 3%   |
| No answer  | -     | 1%    | -   | -    | -      | -     | -    |



# If a referendum were held today on Ukraine joining NATO, how would you vote?

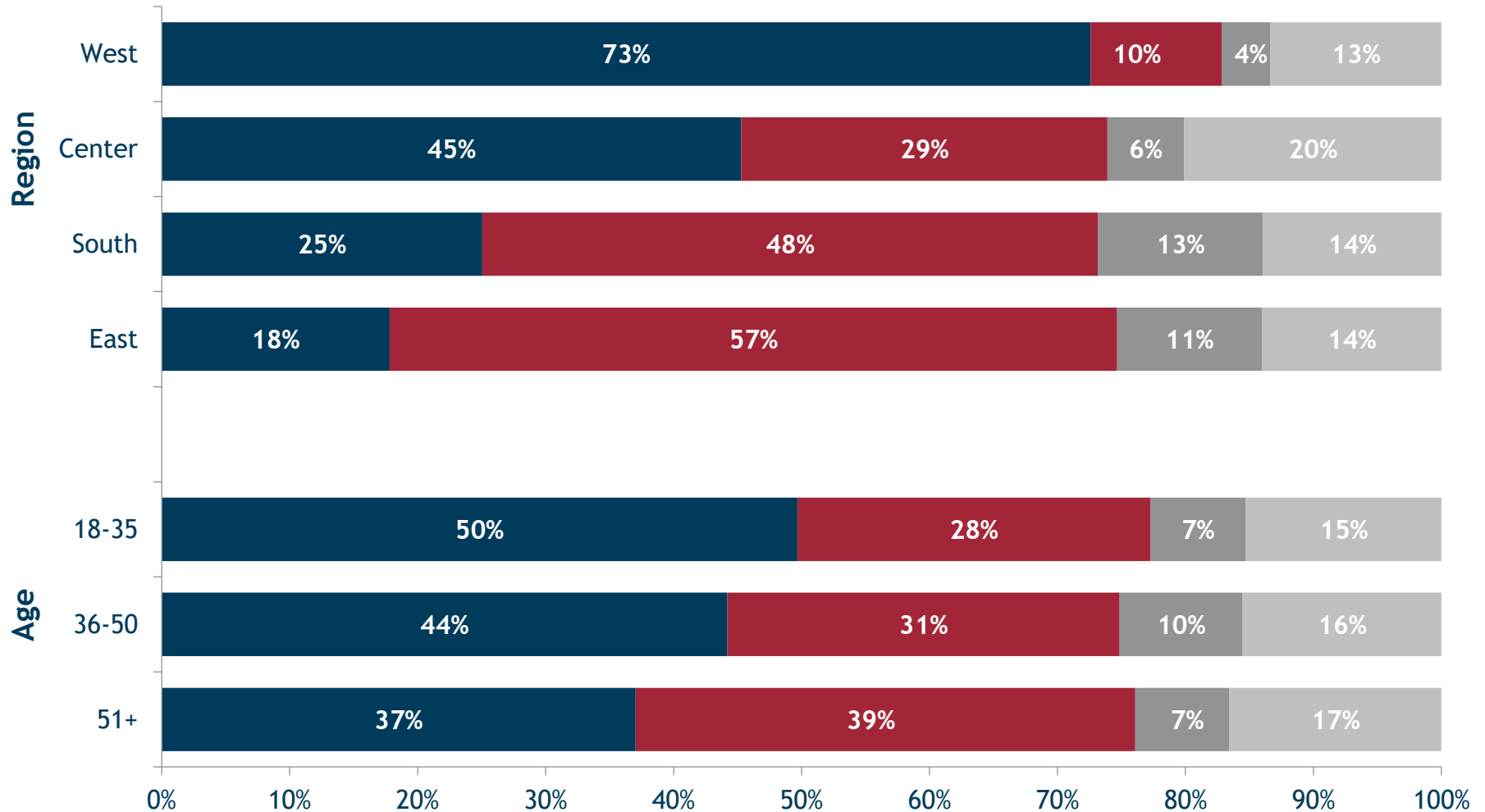
■ Would vote for Ukraine to join NATO ■ Would vote against Ukraine joining NATO ■ Would not vote ■ Difficult to answer/No answer



# If a referendum were held today on Ukraine joining NATO, how would you vote?

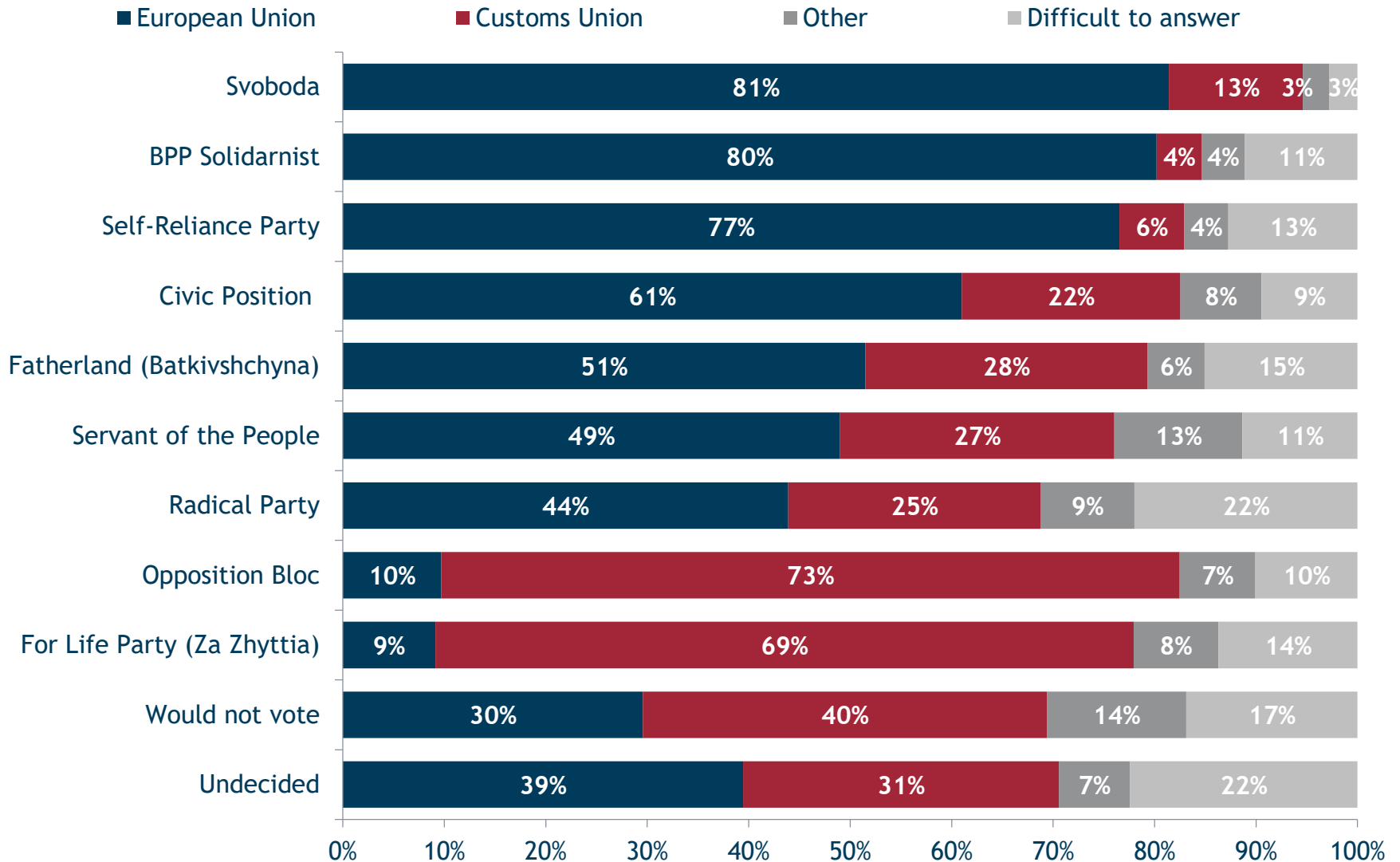
(Disaggregated by age, region)

■ Would vote for Ukraine to join NATO ■ Would vote against Ukraine joining NATO ■ Would not vote ■ Difficult to answer/No answer



# If a referendum were held today on Ukraine joining NATO, how would you vote?

(Disaggregated by political party preference)



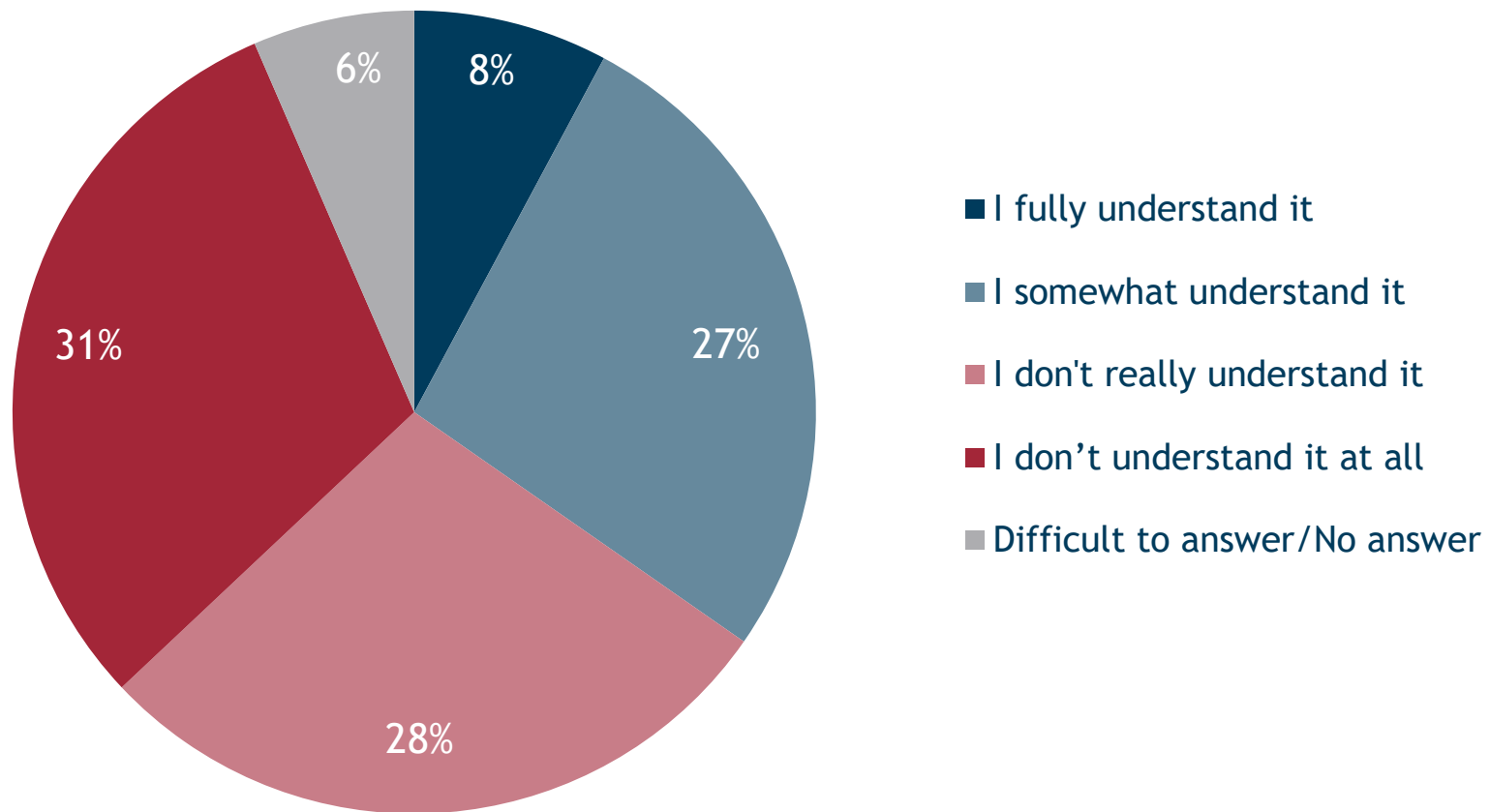


# Views on Healthcare Reform

---

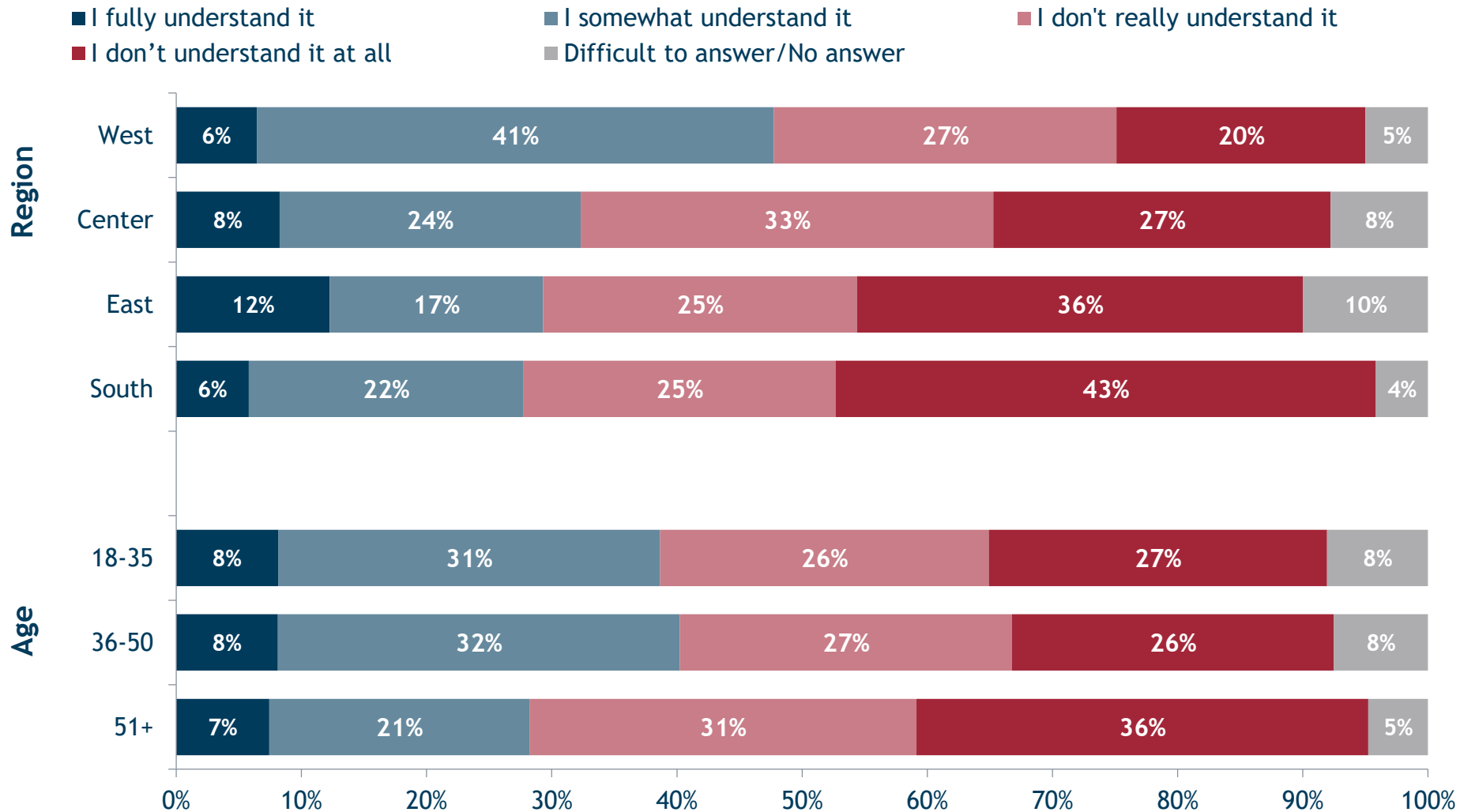


# How would you assess your level of understanding of the healthcare reform led by acting Minister of Healthcare Ulana Suprun?

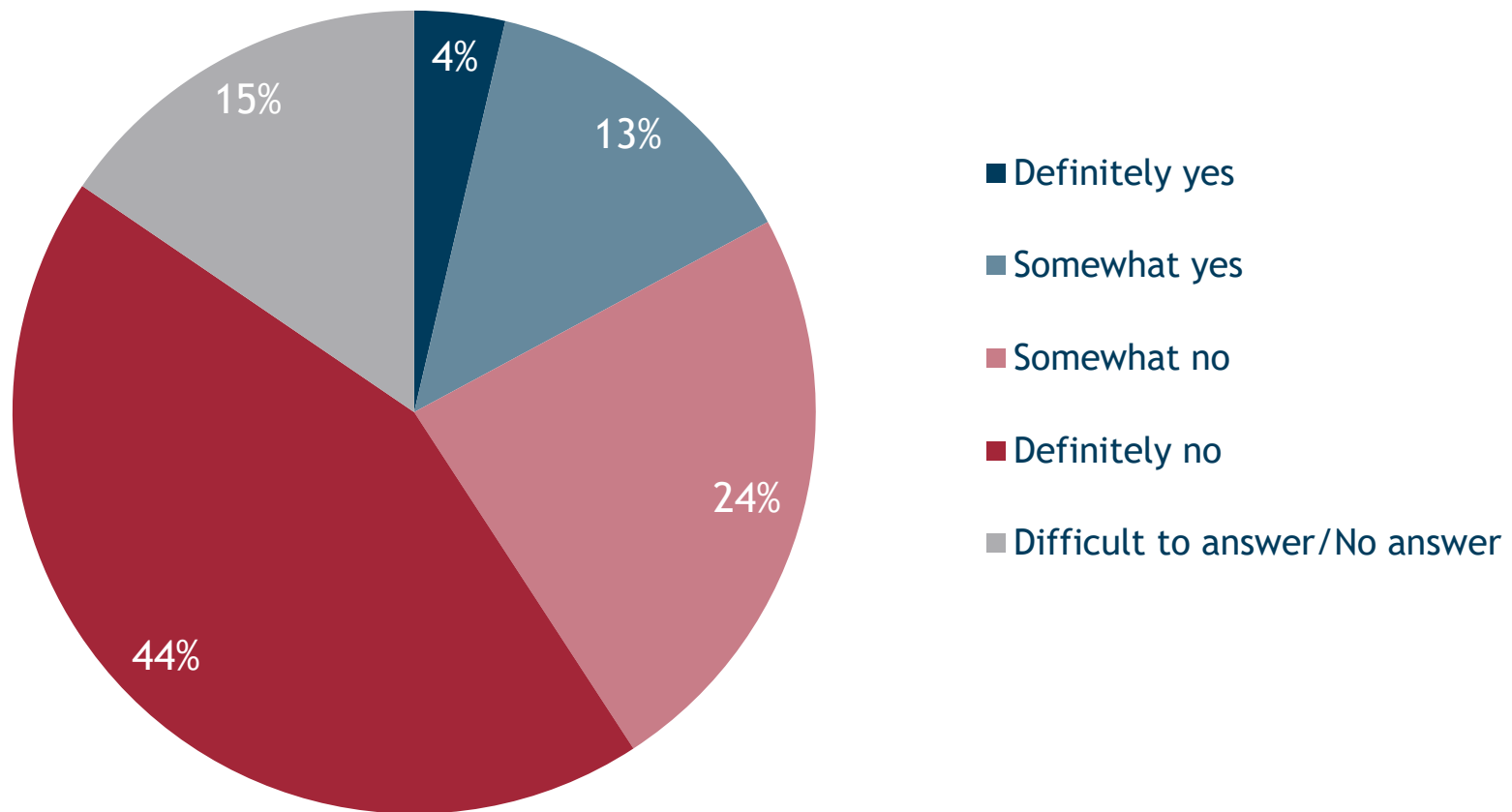


# How would you assess your level of understanding of the healthcare reform led by acting Minister of Healthcare Ulana Suprun?

(Disaggregated by age, region)

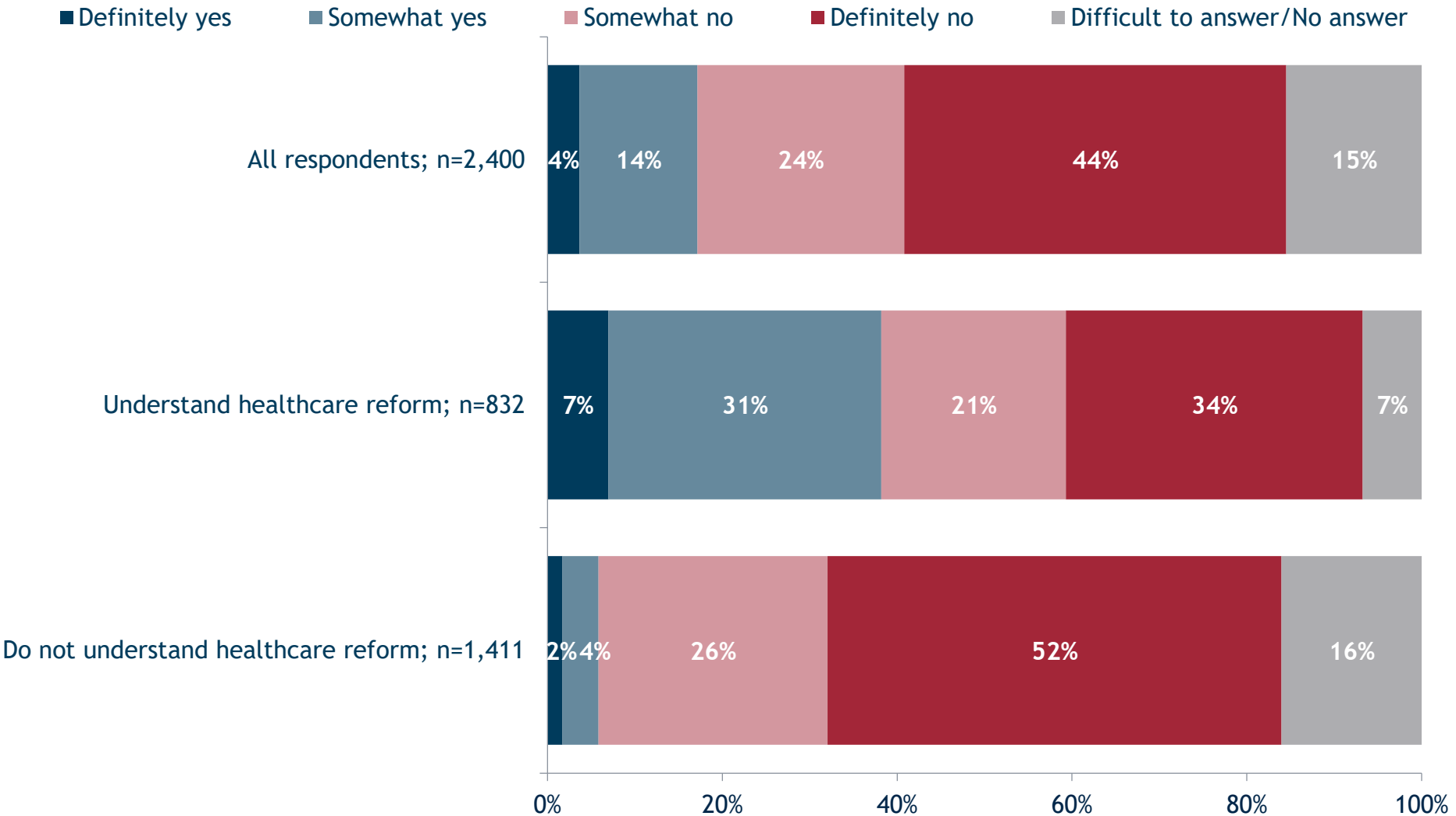


Do you support healthcare reform, the implementation of which began on April 1, 2018, led by acting Minister of Health Ulana Suprun?



# Do you support healthcare reform, the implementation of which began on April 1, 2018, led by acting Minister of Health Ulana Suprun?

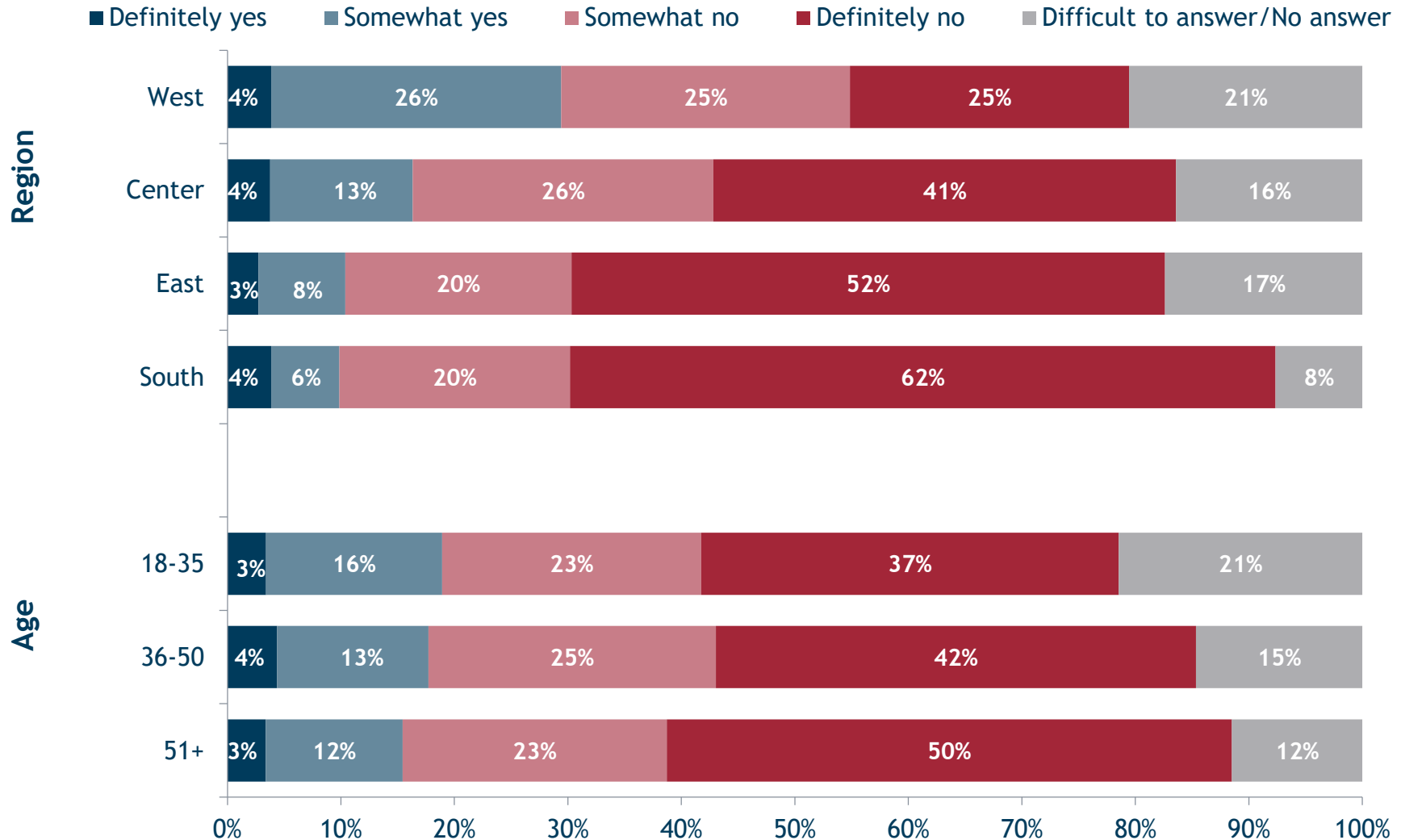
(Disaggregated by level of knowledge of healthcare reform)





# Do you support healthcare reform, the implementation of which began on April 1, 2018, led by acting Minister of Health Ulana Suprun?

(Disaggregated by age, region)

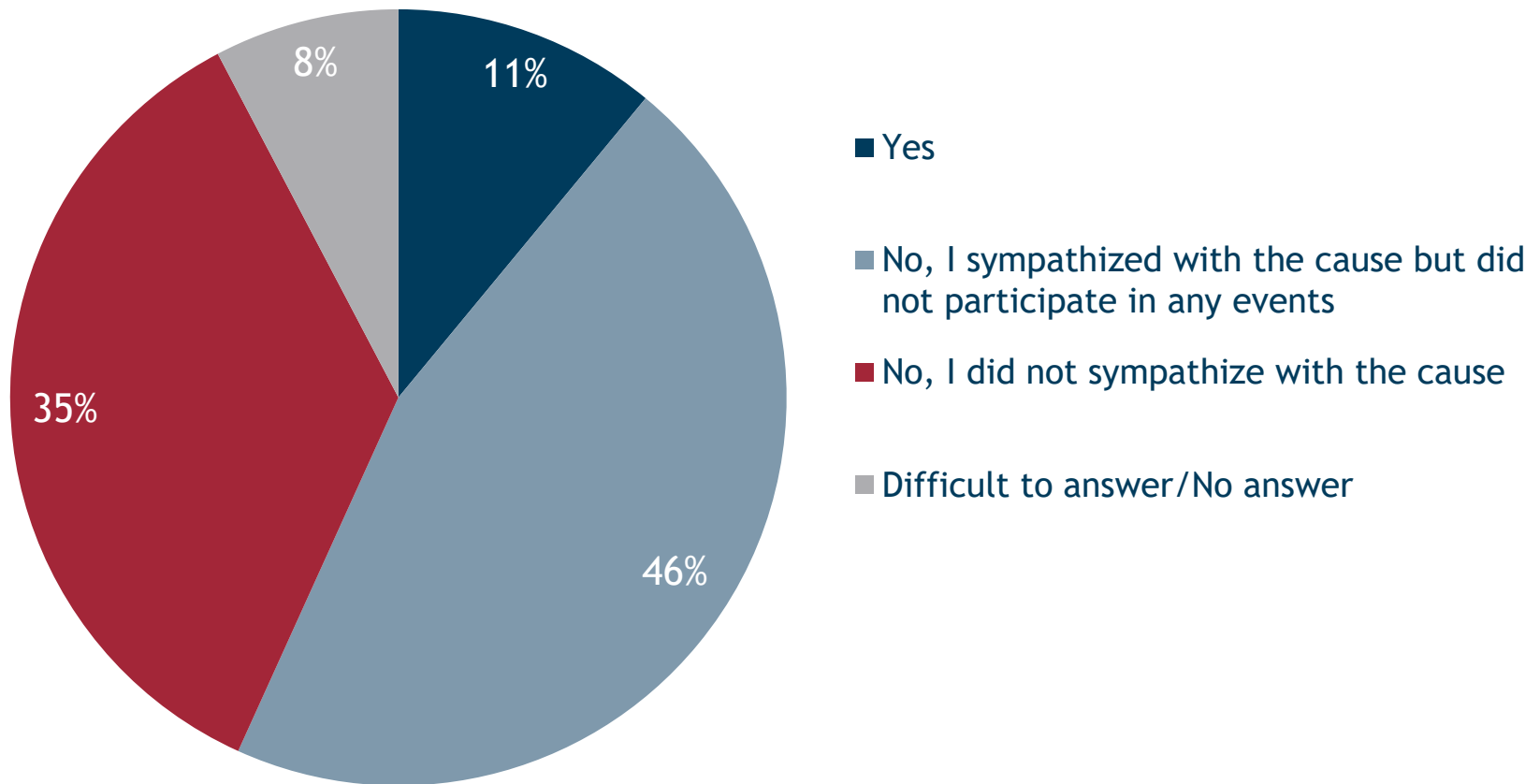




# Protests

---

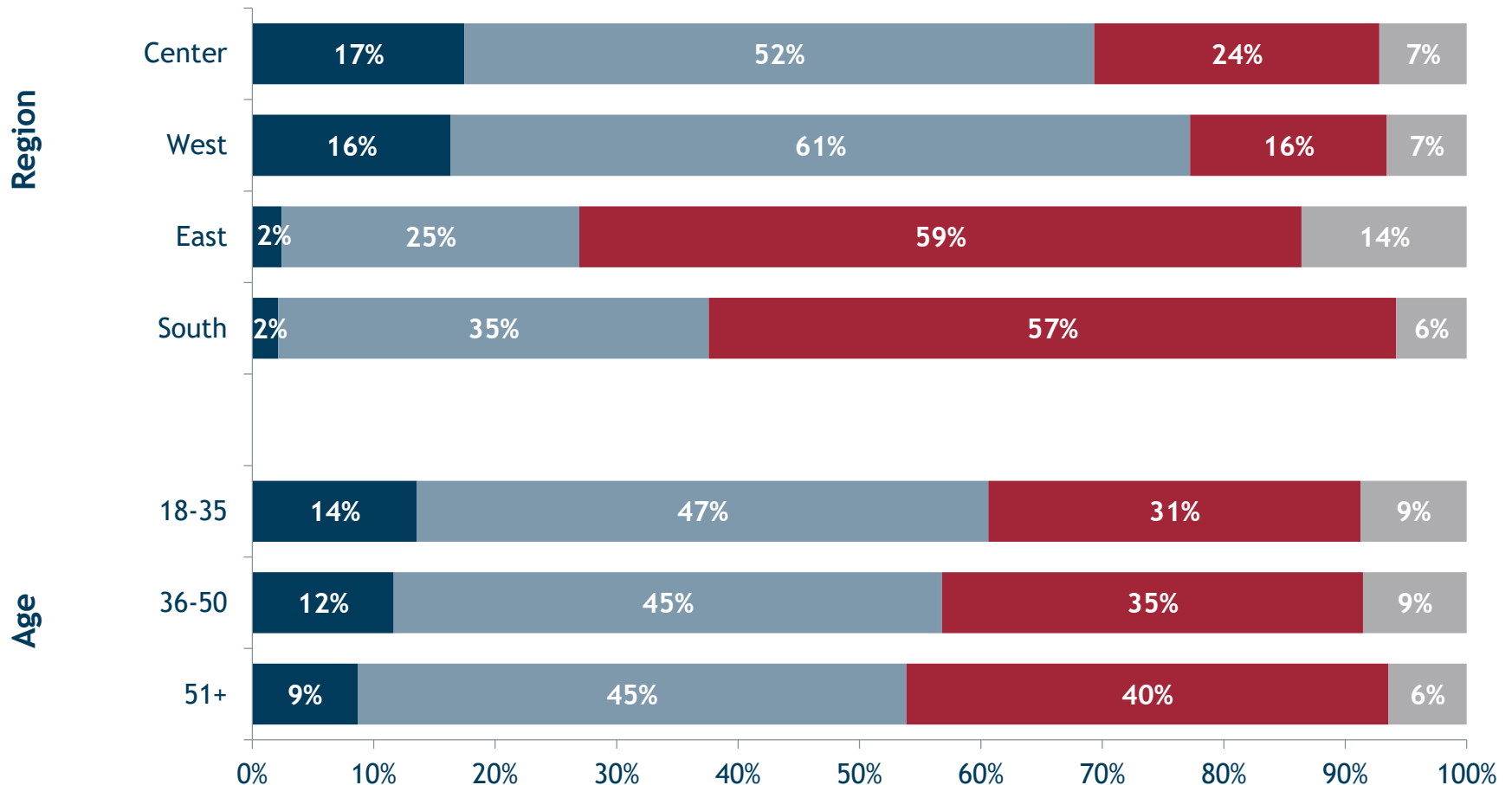
## Did you attend a demonstration or related event during the Revolution of Dignity (EuroMaidan) in 2013/2014?



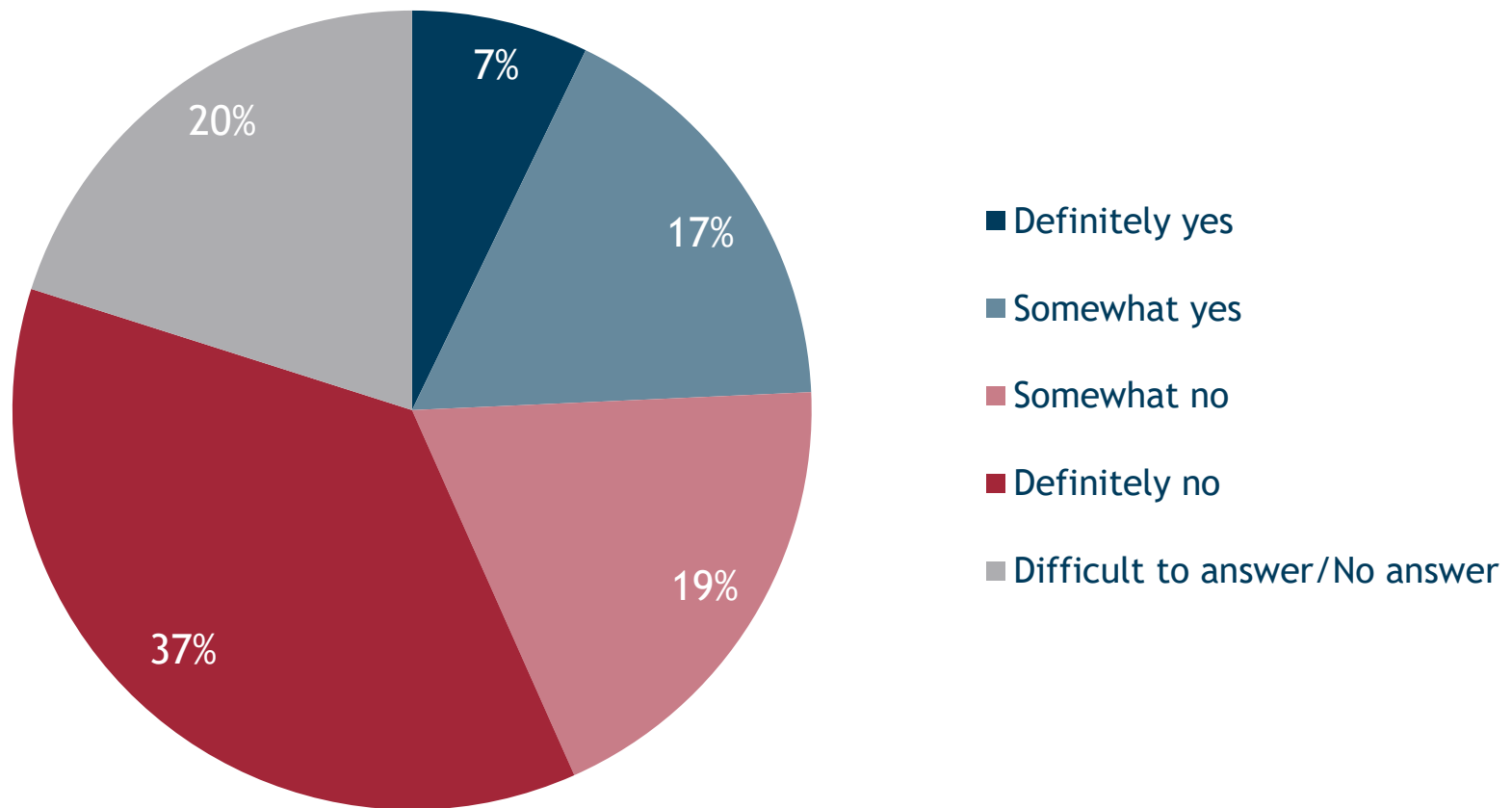
# Did you attend a demonstration or related event during the Revolution of Dignity (EuroMaidan) in 2013/2014?

(Disaggregated by age, region)

- Yes
- No, I sympathized with the cause but did not participate in any events
- No, I did not sympathize with the cause
- Difficult to answer/No answer

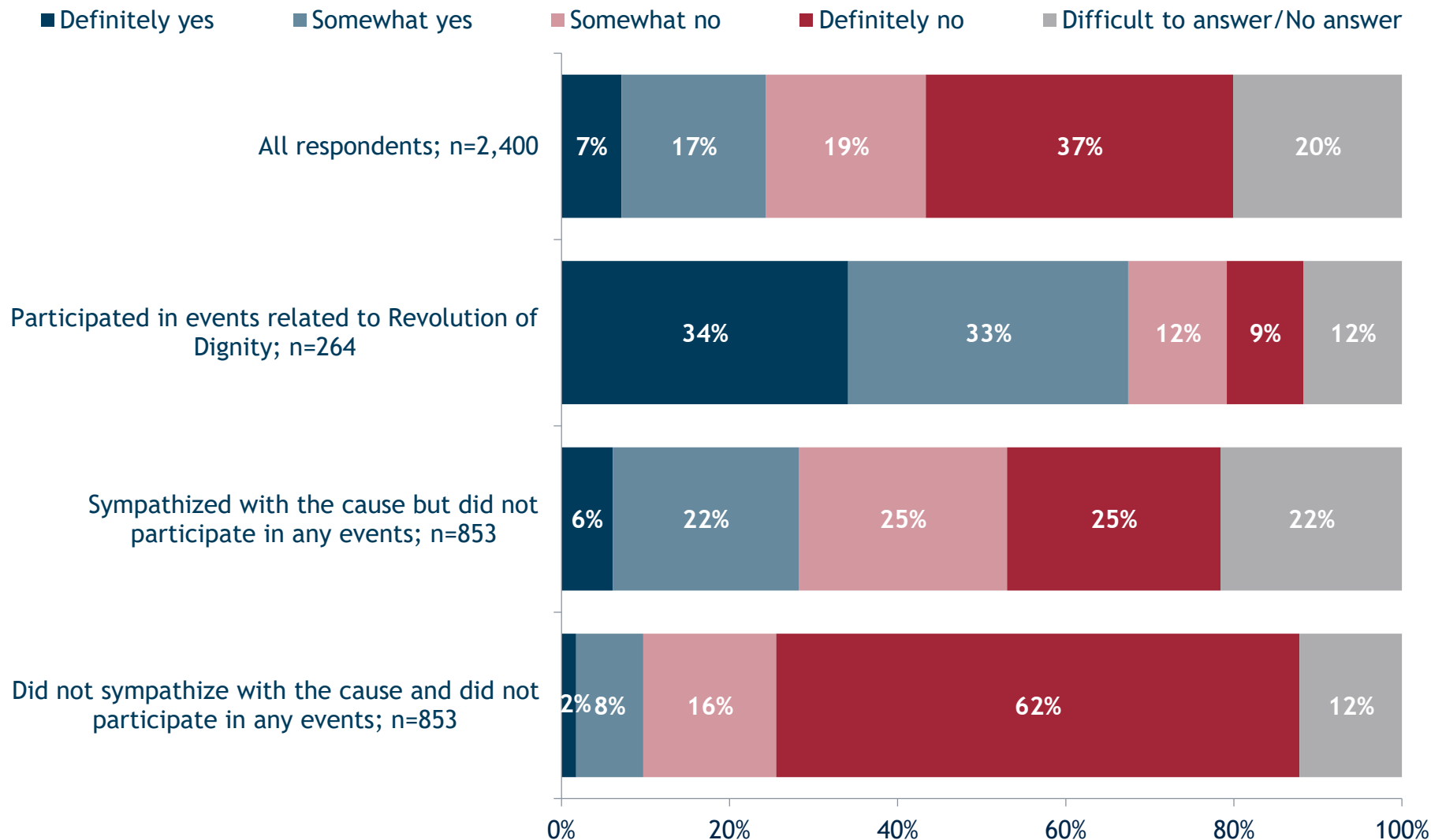


How likely would you be these days to attend a demonstration or related event if you sympathized with the cause?



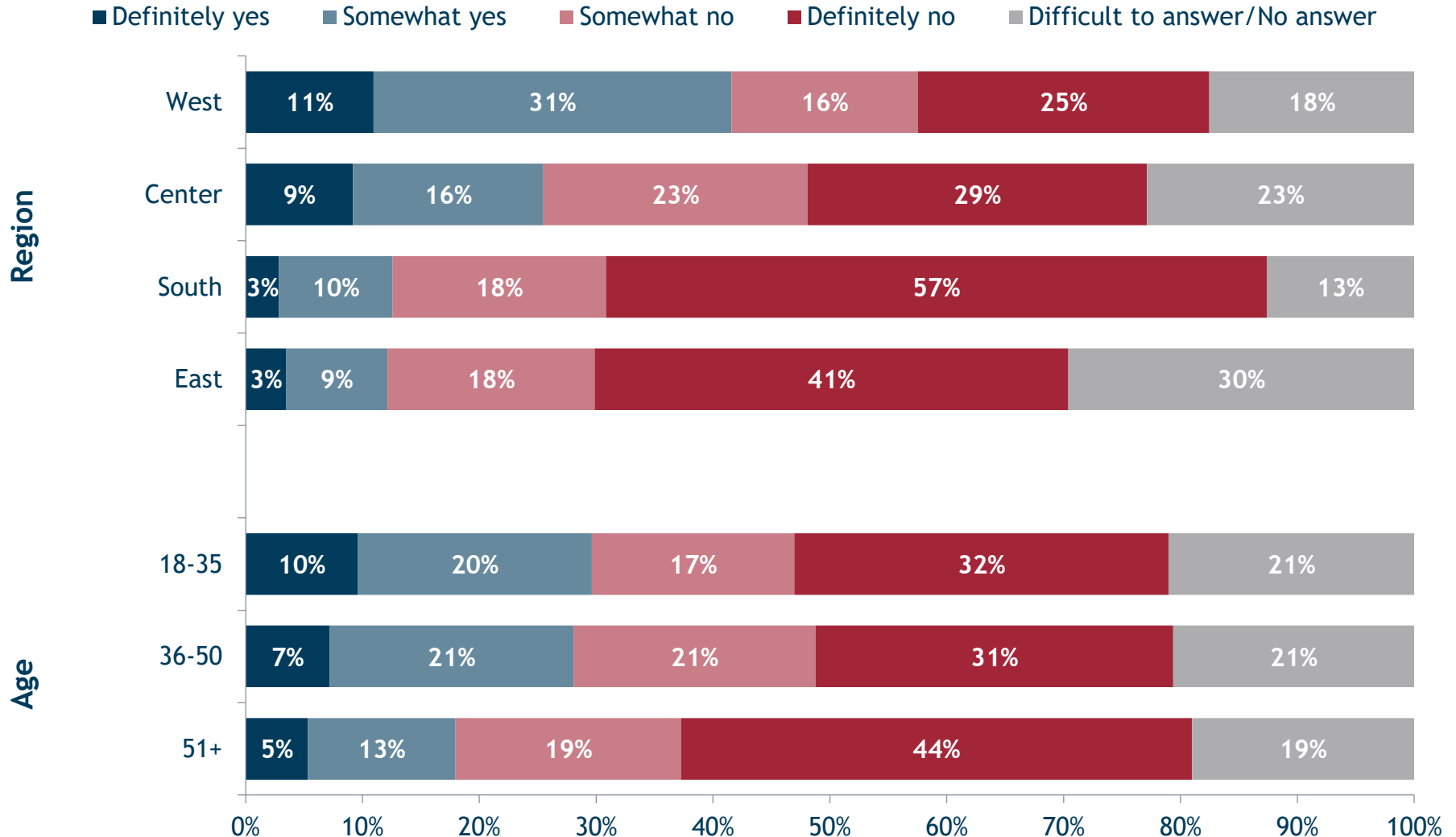
# How likely would you be these days to attend a demonstration or related event if you sympathized with the cause?

(Disaggregated by participation in the 2013/2014 Revolution of Dignity)



# How likely would you be these days to attend a demonstration or related event if you sympathized with the cause?

(Disaggregated by age, region)





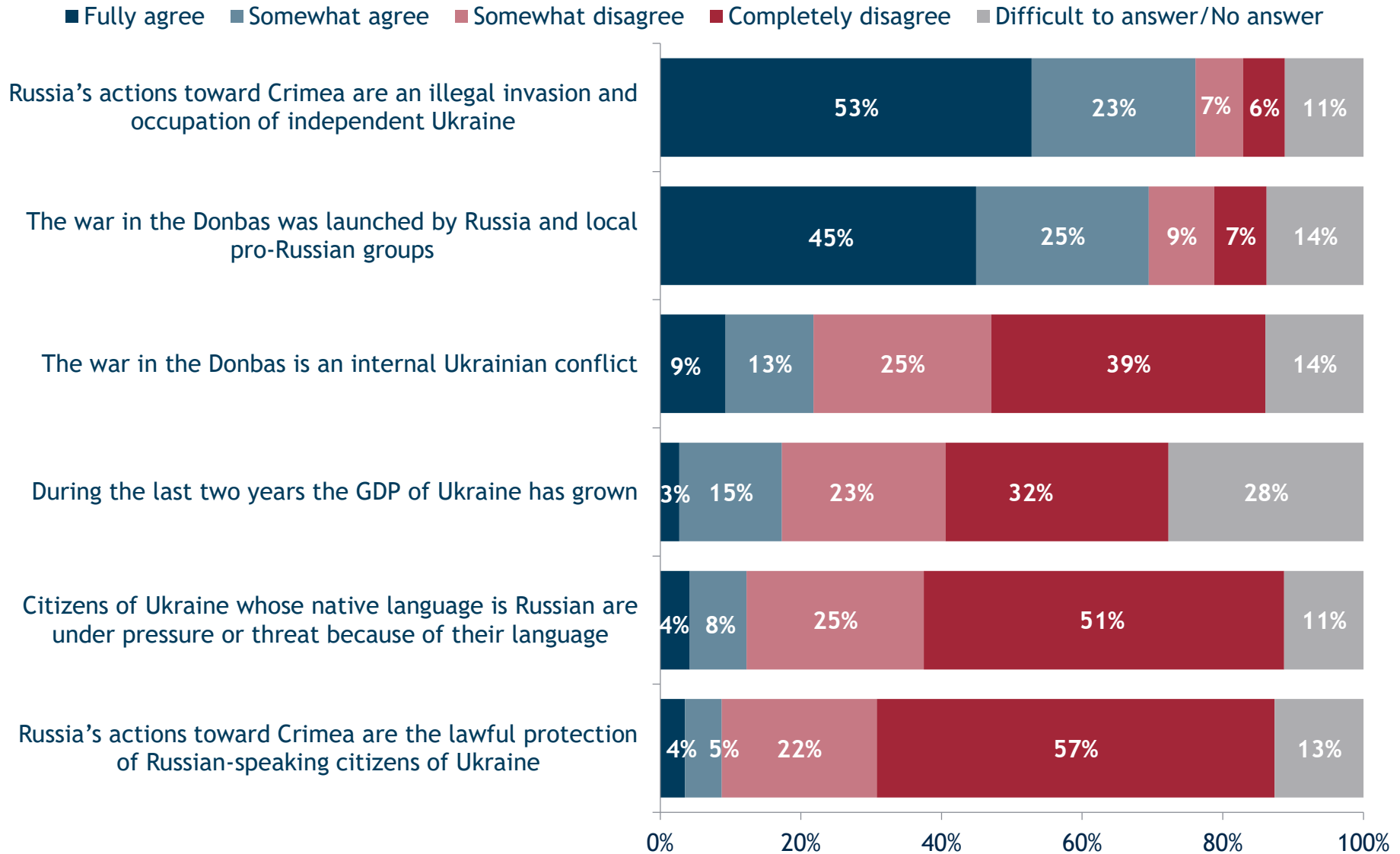
# Assessment of Statements

---





# To what extent do you agree or disagree with the following statements?



# To what extent do you agree or disagree with the following statements?

(“Fully agree” and “somewhat agree” combined; disaggregated by age, region)

|   | 18-35 | 36-50 | 51+ | West | Center | South | East |
|---|-------|-------|-----|------|--------|-------|------|
| Russia’s actions toward Crimea are an illegal invasion and occupation of independent Ukraine                | 78%   | 77%   | 74% | 89%  | 85%    | 69%   | 48%  |
| The war in the Donbas was launched by Russia and local pro-Russian groups                                   | 72%   | 70%   | 67% | 88%  | 79%    | 63%   | 31%  |
| The war in the Donbas is an internal Ukrainian conflict   | 19%   | 25%   | 22% | 11%  | 18%    | 33%   | 30%  |
| During the last two years the GDP of Ukraine has grown  | 17%   | 19%   | 16% | 19%  | 17%    | 19%   | 11%  |
| Citizens of Ukraine whose native language is Russian are under pressure or threat because of their language | 11%   | 15%   | 12% | 7%   | 7%     | 19%   | 22%  |
| Russia’s actions toward Crimea are the lawful protection of Russian-speaking citizens of Ukraine            | 8%    | 11%   | 8%  | 4%   | 6%     | 14%   | 15%  |

# To what extent do you agree or disagree with the following statements?

(“Fully agree” and “somewhat agree” combined; disaggregated by age, region)

|   | Fatherland<br>(Batkivshchyna) | BPP Solidarnist | Civic Position | For Life Party<br>(Za Zhyttia) | Self-Reliance<br>Party | Opposition Bloc | Radical Party | Svoboda | Servant of the<br>People | Would not vote | Undecided |
|---|-------------------------------|-----------------|----------------|--------------------------------|------------------------|-----------------|---------------|---------|--------------------------|----------------|-----------|
| Russia's actions toward Crimea are an illegal invasion and occupation of independent Ukraine                | 85%                           | 91%             | 89%            | 56%                            | 91%                    | 54%             | 86%           | 96%     | 84%                      | 70%            | 72%       |
| The war in the Donbas was launched by Russia and local pro-Russian groups.                                  | 81%                           | 90%             | 85%            | 47%                            | 87%                    | 48%             | 77%           | 89%     | 74%                      | 61%            | 66%       |
| The war in the Donbas is an internal Ukrainian conflict   | 15%                           | 16%             | 16%            | 37%                            | 15%                    | 39%             | 10%           | 14%     | 21%                      | 26%            | 21%       |
| During the last two years the GDP of Ukraine has grown  | 21%                           | 48%             | 15%            | 16%                            | 26%                    | 15%             | 17%           | 17%     | 21%                      | 11%            | 11%       |
| Citizens of Ukraine whose native language is Russian are under pressure or threat because of their language | 10%                           | 5%              | 7%             | 23%                            | 7%                     | 30%             | 8%            | 9%      | 14%                      | 14%            | 9%        |
| Russia's actions toward Crimea are the lawful protection of Russian-speaking citizens of Ukraine            | 7%                            | 1%              | 7%             | 21%                            | 6%                     | 27%             | 3%            | -       | 9%                       | 11%            | 5%        |

# To what extent do you agree or disagree with the following statements?

(“Fully agree” and “somewhat agree” combined; disaggregated by media consumption)

|   | Watch news on Ukrainian TV channels at least once a month | Watch news on Russian TV channels at least once a month | Watch news on Western TV channels at least once a month |
|---|---|---|---|
| Russia’s actions toward Crimea are an illegal invasion and occupation of independent Ukraine                | 80%   | 66%   | 75%   |
| The war in the Donbas was launched by Russia and local pro-Russian groups.                                  | 73%   | 55%   | 68%   |
| The war in the Donbas is an internal Ukrainian conflict   | 21%   | 26%   | 23%   |
| During the last two years the GDP of Ukraine has grown  | 18%   | 19%   | 29%   |
| Citizens of Ukraine whose native language is Russian are under pressure or threat because of their language | 12%   | 16%   | 13%   |
| Russia’s actions toward Crimea are the lawful protection of Russian-speaking citizens of Ukraine            | 8%  | 14%   | 14%   |

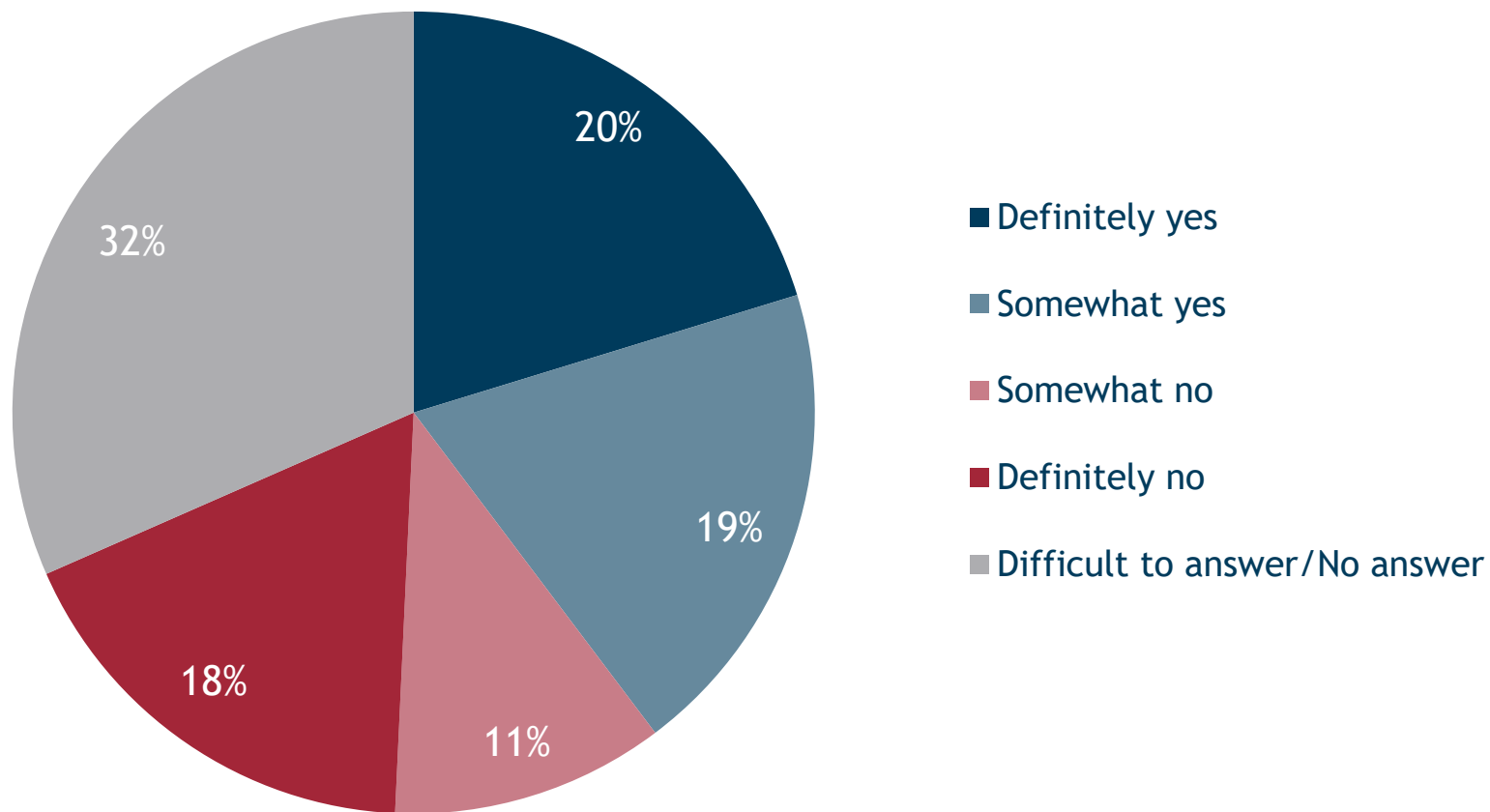


# Establishment of an Independent Orthodox Ukrainian Church

---



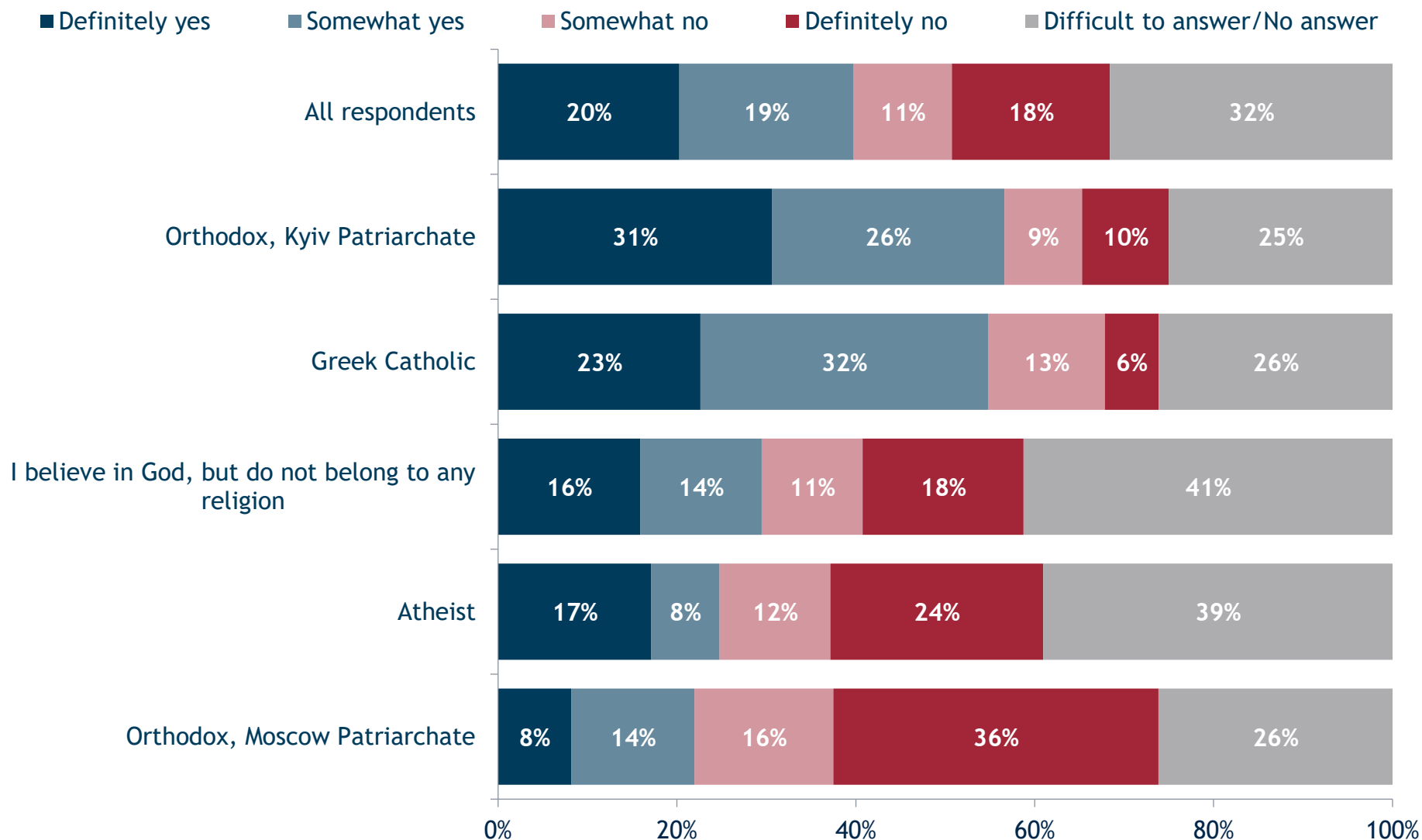
## Do you support the establishment of the Autocephalous Orthodox Ukrainian Church\*?



\* Autocephaly would establish a united Ukrainian Orthodox Church independent from the Moscow Patriarchate.

# Do you support the establishment of the Autocephalous Orthodox Ukrainian Church?

(Disaggregated by religious affiliation)





# Experience Travelling to Other Cities and Countries

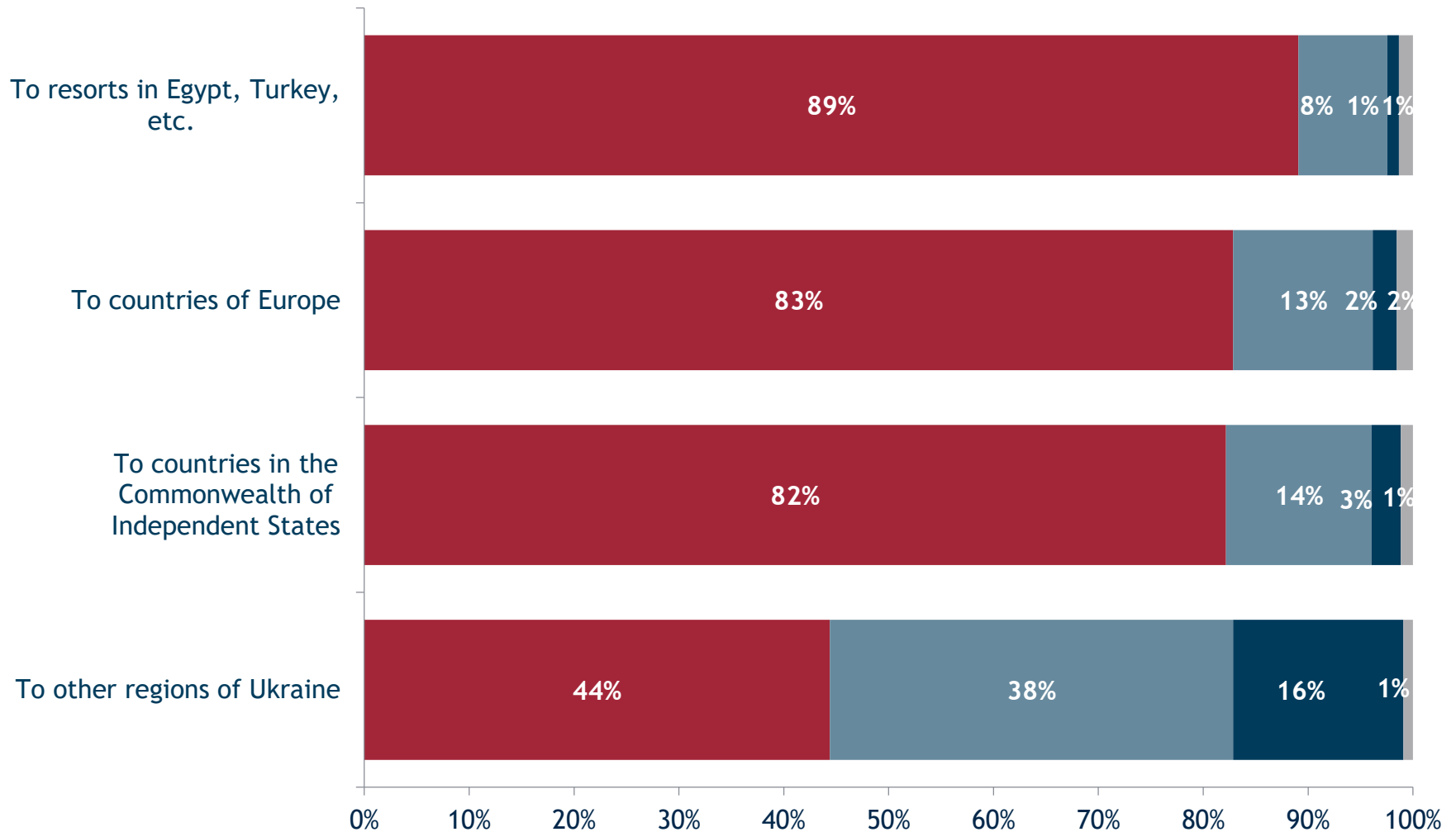
---





# Over the last five years, have you traveled outside of your city and, if so, how often?

■ No, not during the past five years ■ Yes, once or several times ■ Yes, many times ■ Difficult to answer/No answer



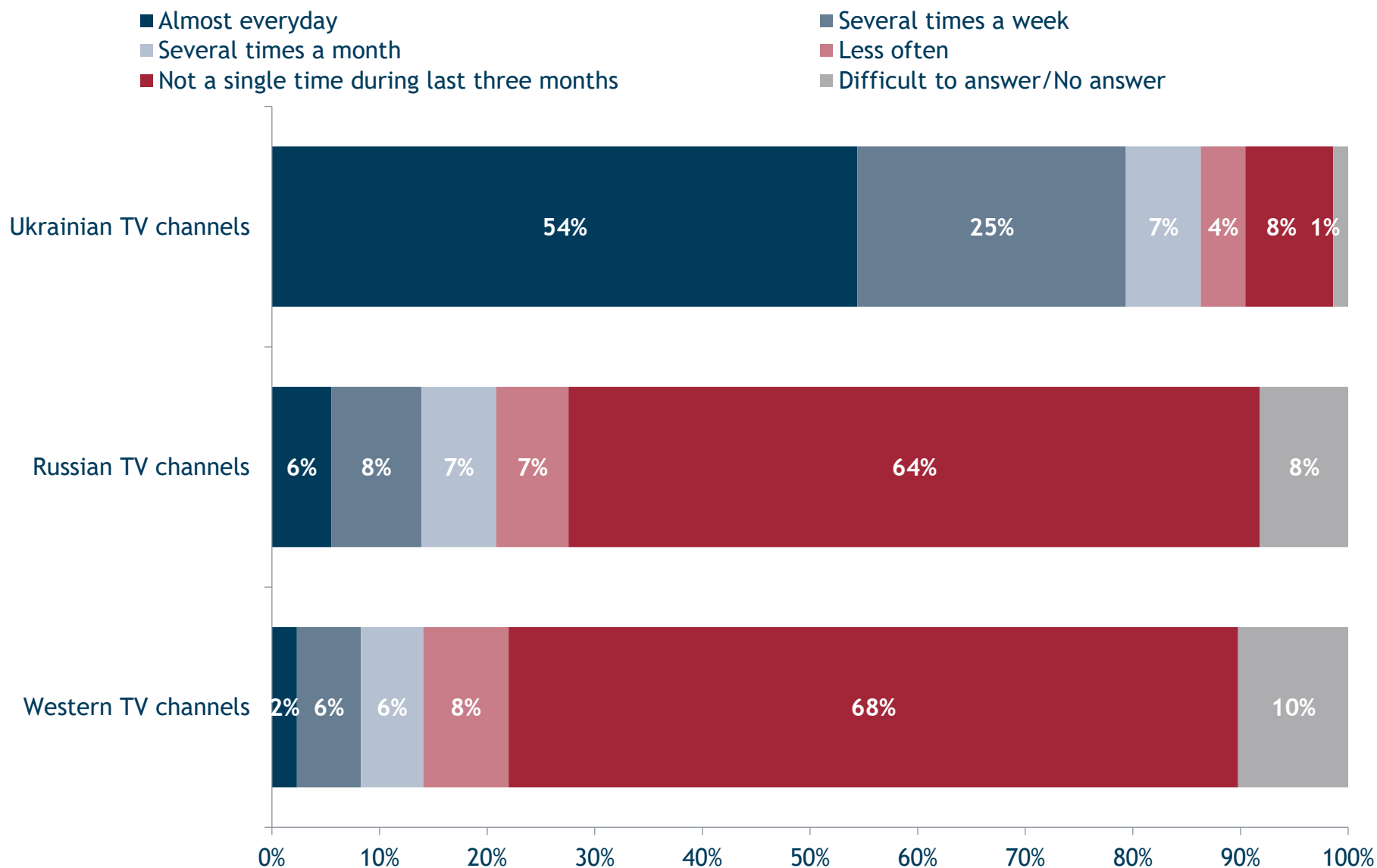


# Sources of Information

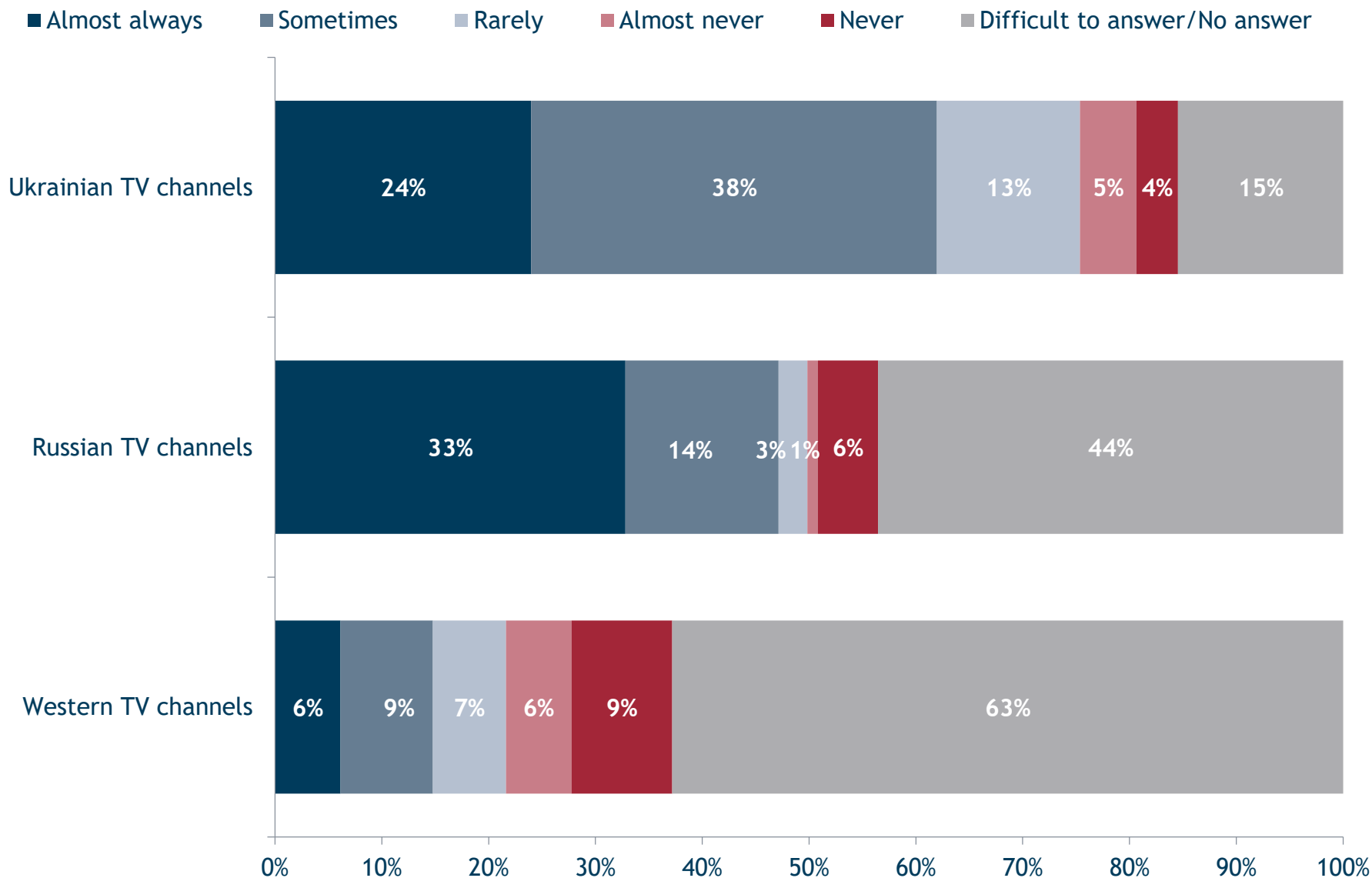
---



# How often have you watched TV news during last three months from the following sources?

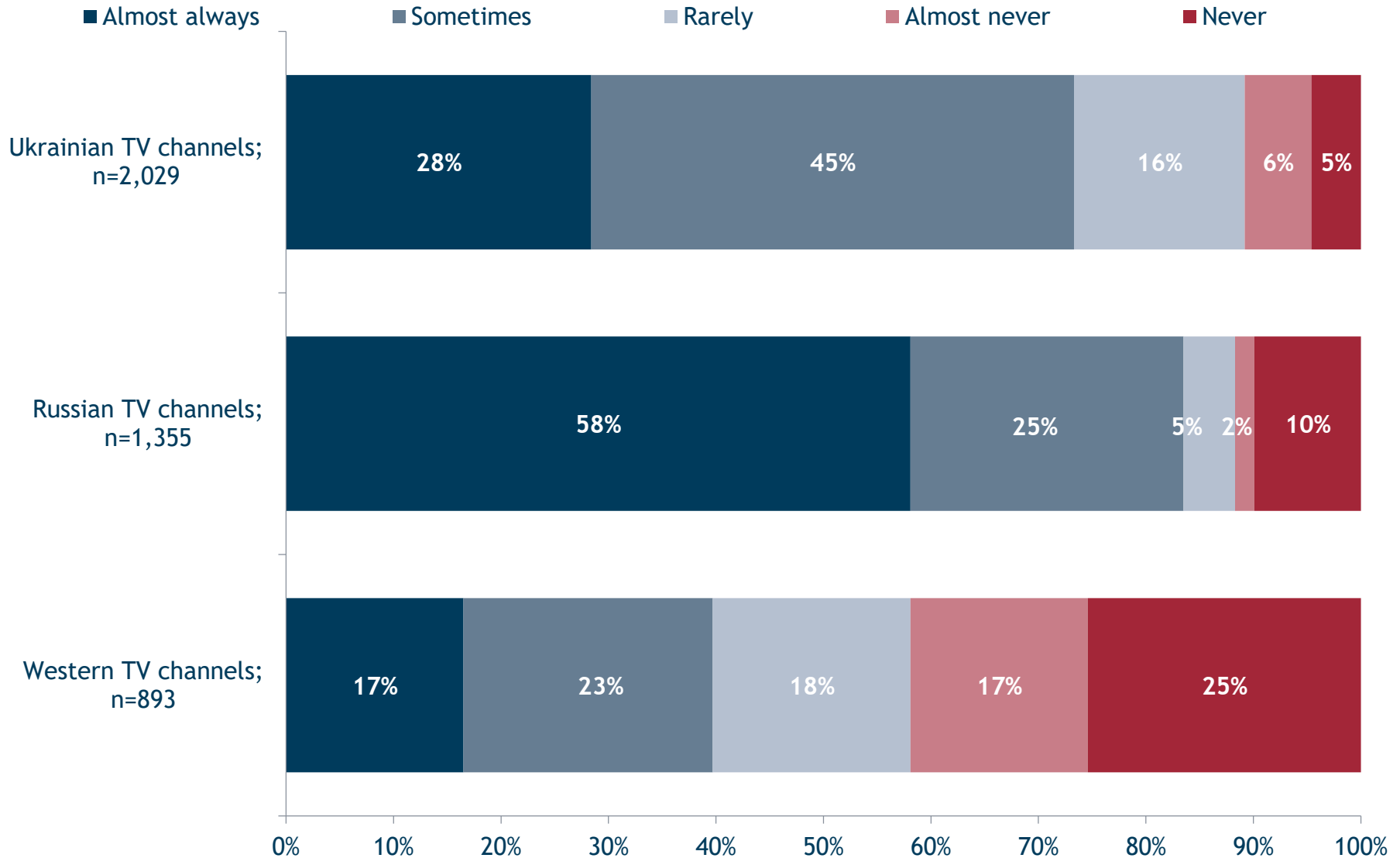


# In your opinion, how often do TV channels distort information about the situation in Ukraine?



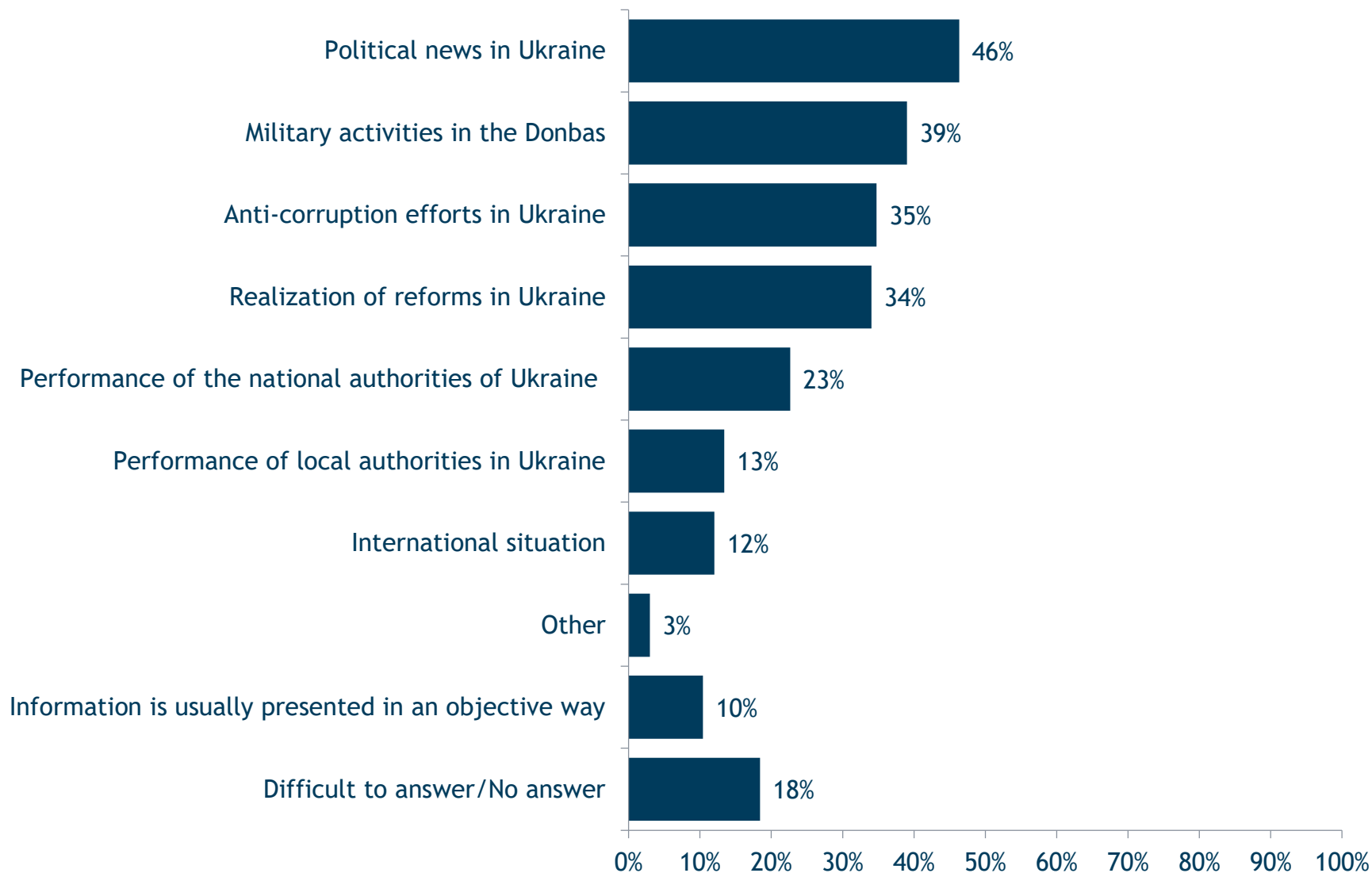
# In your opinion, how often do TV channels distort information about the situation in Ukraine?

(Among respondents who answered)



# In your opinion, news information on which topics is most often distorted on Ukrainian TV channels?

(Multiple responses permitted)



# In your opinion, news information on which topics is most often distorted on Ukrainian TV channels?

(Multiple responses permitted; disaggregated by age, region)

|  | 18-35 | 36-50 | 51+ | West | Center | South | East |
|--|-------|-------|-----|------|--------|-------|------|
| Political news in Ukraine                            | 45%   | 51%   | 44% | 45%  | 41%    | 54%   | 49%  |
| Military activities in the Donbas                    | 39%   | 40%   | 38% | 38%  | 35%    | 38%   | 50%  |
| Anti-corruption efforts in Ukraine                   | 34%   | 35%   | 35% | 34%  | 33%    | 37%   | 36%  |
| Realization of reforms in Ukraine                    | 32%   | 35%   | 35% | 34%  | 32%    | 38%   | 33%  |
| Performance of the national authorities of Ukraine   | 22%   | 24%   | 22% | 20%  | 25%    | 19%   | 27%  |
| Performance of local authorities in Ukraine          | 13%   | 15%   | 13% | 15%  | 12%    | 12%   | 17%  |
| International situation                              | 11%   | 13%   | 12% | 14%  | 10%    | 11%   | 16%  |
| Other  | 4%    | 3%    | 2%  | 4%   | 3%     | 1%    | 5%   |
| Information is usually presented in an objective way | 10%   | 9%    | 11% | 17%  | 11%    | 7%    | 4%   |
| Difficult to answer/No answer                        | 21%   | 16%   | 18% | 19%  | 21%    | 14%   | 19%  |

# In your opinion, news information on which topics is most often distorted on Ukrainian TV channels?

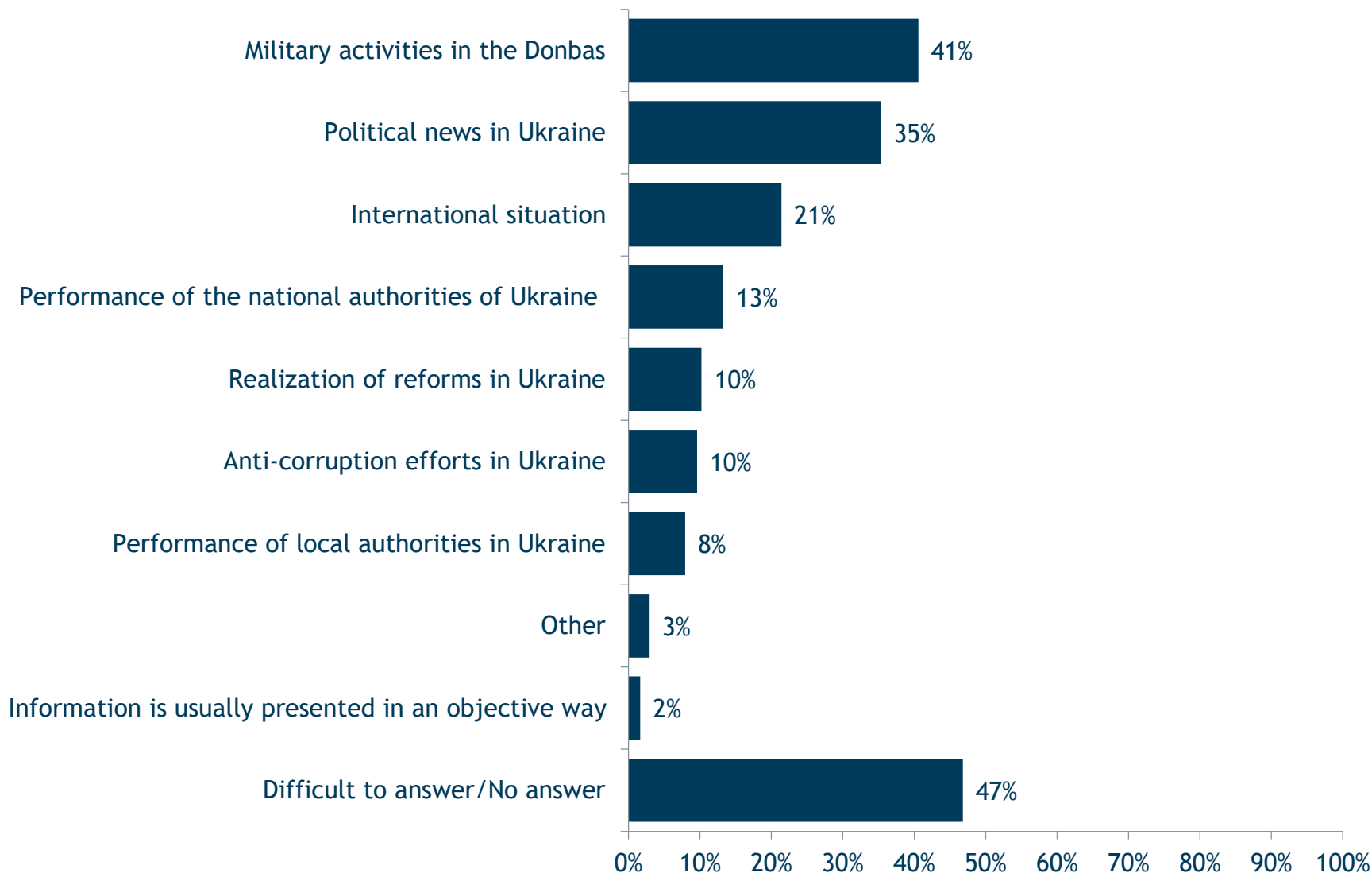
(Multiple responses permitted; disaggregated by political party preference)

|  | Fatherland<br>(Batkivshchyna) | BPP Solidarnist | Civic Position | For Life Party<br>(Za Zhyttia) | Self-Reliance Party | Opposition Bloc | Radical Party | Svoboda | Servant of the People | Would not vote | Undecided |
|--|-------------------------------|-----------------|----------------|--------------------------------|---------------------|-----------------|---------------|---------|-----------------------|----------------|-----------|
| Political news in Ukraine                            | 46%                           | 37%             | 47%            | 55%                            | 45%                 | 55%             | 41%           | 45%     | 52%                   | 50%            | 46%       |
| Military activities in the Donbas                    | 36%                           | 26%             | 40%            | 46%                            | 37%                 | 48%             | 34%           | 40%     | 45%                   | 45%            | 36%       |
| Anti-corruption efforts in Ukraine                   | 33%                           | 21%             | 44%            | 41%                            | 37%                 | 44%             | 26%           | 37%     | 39%                   | 36%            | 33%       |
| Realization of reforms in Ukraine                    | 35%                           | 25%             | 40%            | 44%                            | 38%                 | 37%             | 32%           | 34%     | 32%                   | 35%            | 30%       |
| Performance of the national authorities of Ukraine   | 19%                           | 13%             | 24%            | 26%                            | 20%                 | 29%             | 23%           | 21%     | 25%                   | 25%            | 25%       |
| Performance of local authorities in Ukraine          | 13%                           | 9%              | 13%            | 16%                            | 11%                 | 14%             | 11%           | 22%     | 16%                   | 13%            | 11%       |
| International situation                              | 12%                           | 9%              | 10%            | 18%                            | 13%                 | 15%             | 12%           | 12%     | 18%                   | 12%            | 9%        |
| Other  | 5%                            | 2%              | 3%             | 2%                             | 2%                  | 2%              | 2%            | 5%      | 4%                    | 3%             | 2%        |
| Information is usually presented in an objective way | 15%                           | 20%             | 15%            | 5%                             | 21%                 | 7%              | 14%           | 7%      | 10%                   | 5%             | 7%        |
| Difficult to answer/No answer                        | 18%                           | 24%             | 11%            | 11%                            | 12%                 | 14%             | 21%           | 18%     | 15%                   | 18%            | 24%       |



# In your opinion, news information on which topics is most often distorted on Russian TV channels?

(Multiple responses permitted)



# In your opinion, news information on which topics is most often distorted on Russian TV channels?

(Multiple responses permitted; disaggregated by age, region)

|  | 18-35 | 36-50 | 51+ | West | Center | South | East |
|--|-------|-------|-----|------|--------|-------|------|
| Military activities in the Donbas                    | 45%   | 45%   | 35% | 57%  | 35%    | 36%   | 34%  |
| Political news in Ukraine                            | 37%   | 38%   | 32% | 45%  | 33%    | 31%   | 32%  |
| International situation                              | 25%   | 23%   | 18% | 32%  | 20%    | 18%   | 12%  |
| Performance of the national authorities of Ukraine   | 15%   | 13%   | 12% | 18%  | 16%    | 6%    | 11%  |
| Realization of reforms in Ukraine                    | 12%   | 11%   | 8%  | 15%  | 13%    | 4%    | 6%   |
| Anti-corruption efforts in Ukraine                   | 11%   | 10%   | 8%  | 12%  | 13%    | 3%    | 7%   |
| Performance of local authorities in Ukraine          | 10%   | 8%    | 6%  | 11%  | 10%    | 2%    | 7%   |
| Other  | 3%    | 5%    | 2%  | 6%   | 2%     | 1%    | 2%   |
| Information is usually presented in an objective way | 1%    | 3%    | 1%  | 1%   | 1%     | 1%    | 3%   |
| Difficult to answer/No answer                        | 44%   | 43%   | 51% | 34%  | 53%    | 52%   | 48%  |

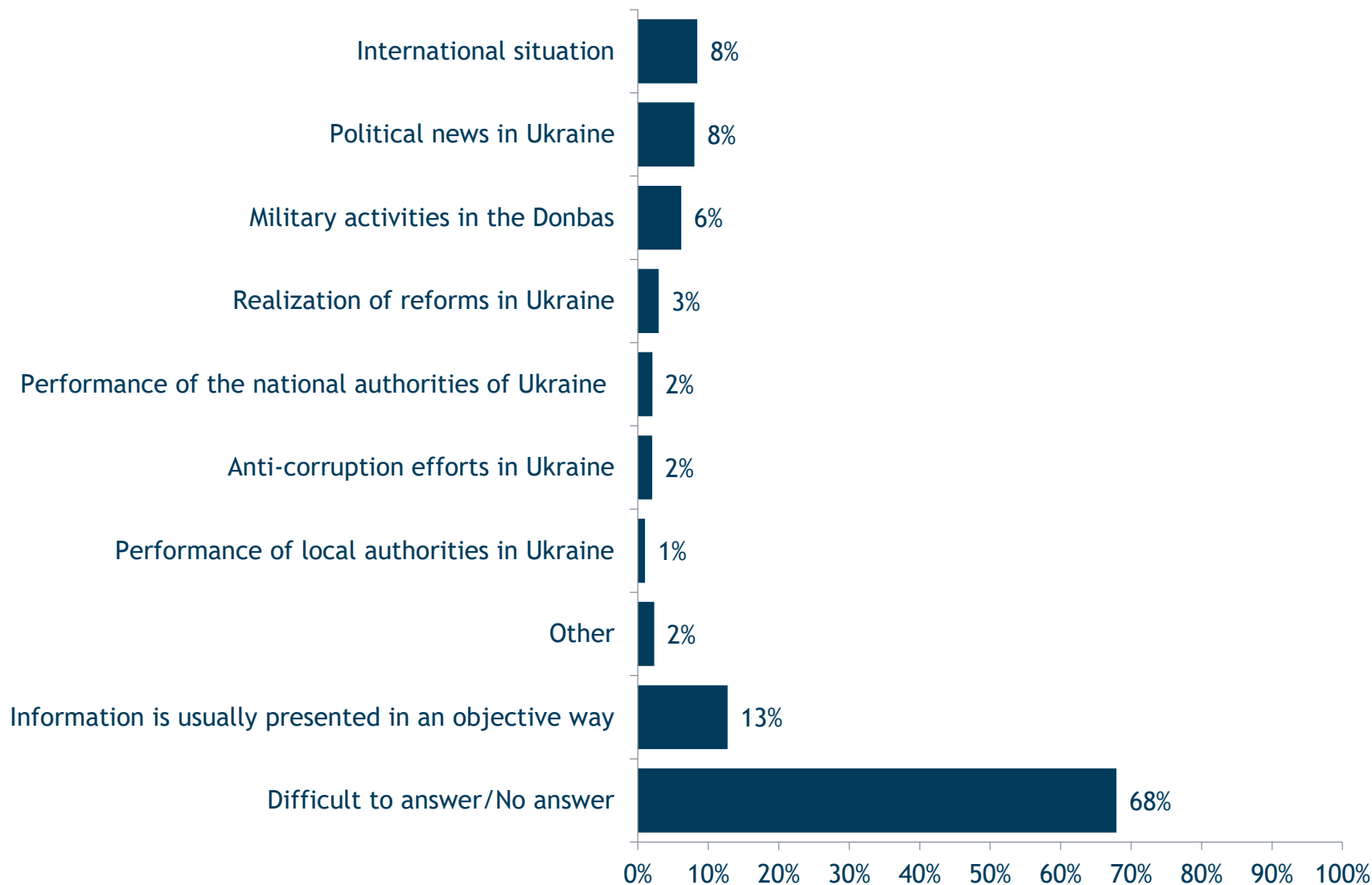
# In your opinion, news information on which topics is most often distorted on Russian TV channels?

(Multiple responses permitted; disaggregated by political party preference)

|  | Fatherland<br>(Batkivshchyna) | BPP Solidarnist | Civic Position | For Life Party<br>(Za Zhyttia) | Self-Reliance Party | Opposition Bloc | Radical Party | Svoboda | Servant of the People | Would not vote | Undecided |
|--|-------------------------------|-----------------|----------------|--------------------------------|---------------------|-----------------|---------------|---------|-----------------------|----------------|-----------|
| Military activities in the Donbas                    | 44%                           | 50%             | 50%            | 37%                            | 50%                 | 36%             | 41%           | 61%     | 48%                   | 39%            | 30%       |
| Political news in Ukraine                            | 37%                           | 43%             | 47%            | 28%                            | 40%                 | 31%             | 34%           | 54%     | 39%                   | 35%            | 29%       |
| International situation                              | 23%                           | 33%             | 23%            | 10%                            | 23%                 | 22%             | 23%           | 46%     | 20%                   | 23%            | 15%       |
| Performance of the national authorities of Ukraine   | 14%                           | 22%             | 19%            | 7%                             | 14%                 | 12%             | 15%           | 26%     | 17%                   | 9%             | 8%        |
| Realization of reforms in Ukraine                    | 8%                            | 20%             | 17%            | 6%                             | 16%                 | 10%             | 8%            | 18%     | 15%                   | 8%             | 7%        |
| Anti-corruption efforts in Ukraine                   | 10%                           | 18%             | 11%            | 2%                             | 13%                 | 8%              | 8%            | 25%     | 10%                   | 8%             | 6%        |
| Performance of local authorities in Ukraine          | 8%                            | 19%             | 10%            | 3%                             | 10%                 | 9%              | 5%            | 21%     | 7%                    | 6%             | 5%        |
| Other  | 5%                            | 6%              | 2%             | -                              | 2%                  | 1%              | 2%            | 11%     | 4%                    | 3%             | 1%        |
| Information is usually presented in an objective way | 3%                            | 2%              | -              | 2%                             | 3%                  | 4%              | 2%            | -       | 2%                    | 2%             | -         |
| Difficult to answer/No answer                        | 42%                           | 39%             | 37%            | 49%                            | 38%                 | 49%             | 46%           | 24%     | 36%                   | 49%            | 58%       |

# In your opinion, news information on which topics is most often distorted on Western TV channels?

(Multiple responses permitted)



# In your opinion, news information on which topics is most often distorted on Western TV channels?

(Multiple responses permitted; disaggregated by age, region)

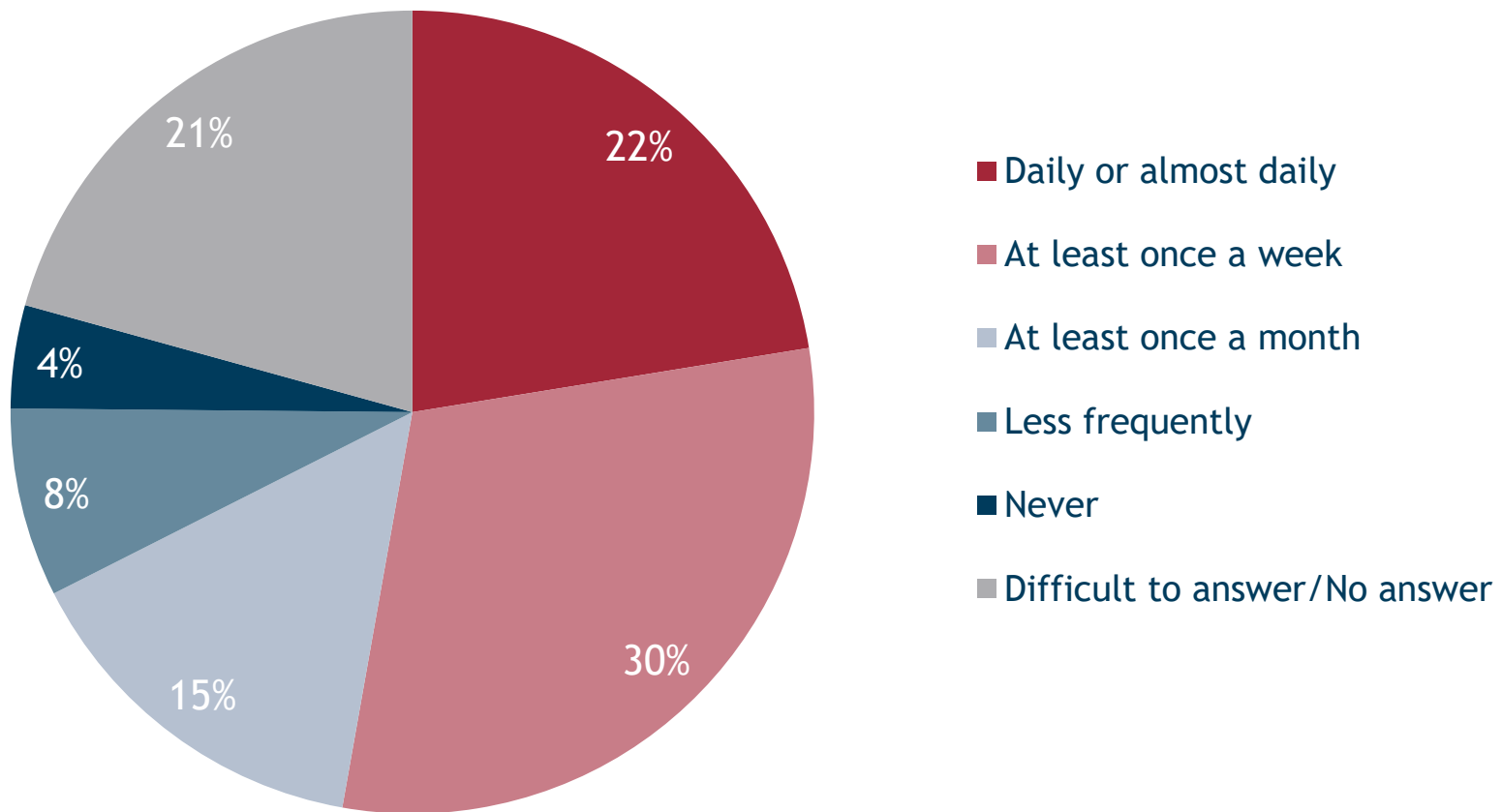
|  | 18-35 | 36-50 | 51+ | West | Center | South | East |
|--|-------|-------|-----|------|--------|-------|------|
| International situation                              | 10%   | 9%    | 7%  | 14%  | 7%     | 5%    | 8%   |
| Political news in Ukraine                            | 9%    | 10%   | 6%  | 8%   | 6%     | 7%    | 13%  |
| Military activities in the Donbas                    | 8%    | 6%    | 5%  | 10%  | 3%     | 5%    | 8%   |
| Realization of reforms in Ukraine                    | 3%    | 3%    | 3%  | 4%   | 2%     | 2%    | 5%   |
| Performance of the national authorities of Ukraine   | 3%    | 2%    | 1%  | 3%   | 2%     | 1%    | 4%   |
| Anti-corruption efforts in Ukraine                   | 3%    | 3%    | 1%  | 4%   | 2%     | -     | 3%   |
| Performance of local authorities in Ukraine          | 1%    | 1%    | 1%  | 2%   | -      | -     | 2%   |
| Other  | 2%    | 3%    | 2%  | 4%   | 2%     | 1%    | 3%   |
| Information is usually presented in an objective way | 17%   | 13%   | 9%  | 21%  | 12%    | 11%   | 3%   |
| Difficult to answer/No answer                        | 63%   | 66%   | 74% | 56%  | 72%    | 73%   | 72%  |

# In your opinion, news information on which topics is most often distorted on Western TV channels?

(Multiple responses permitted; disaggregated by political party preference)

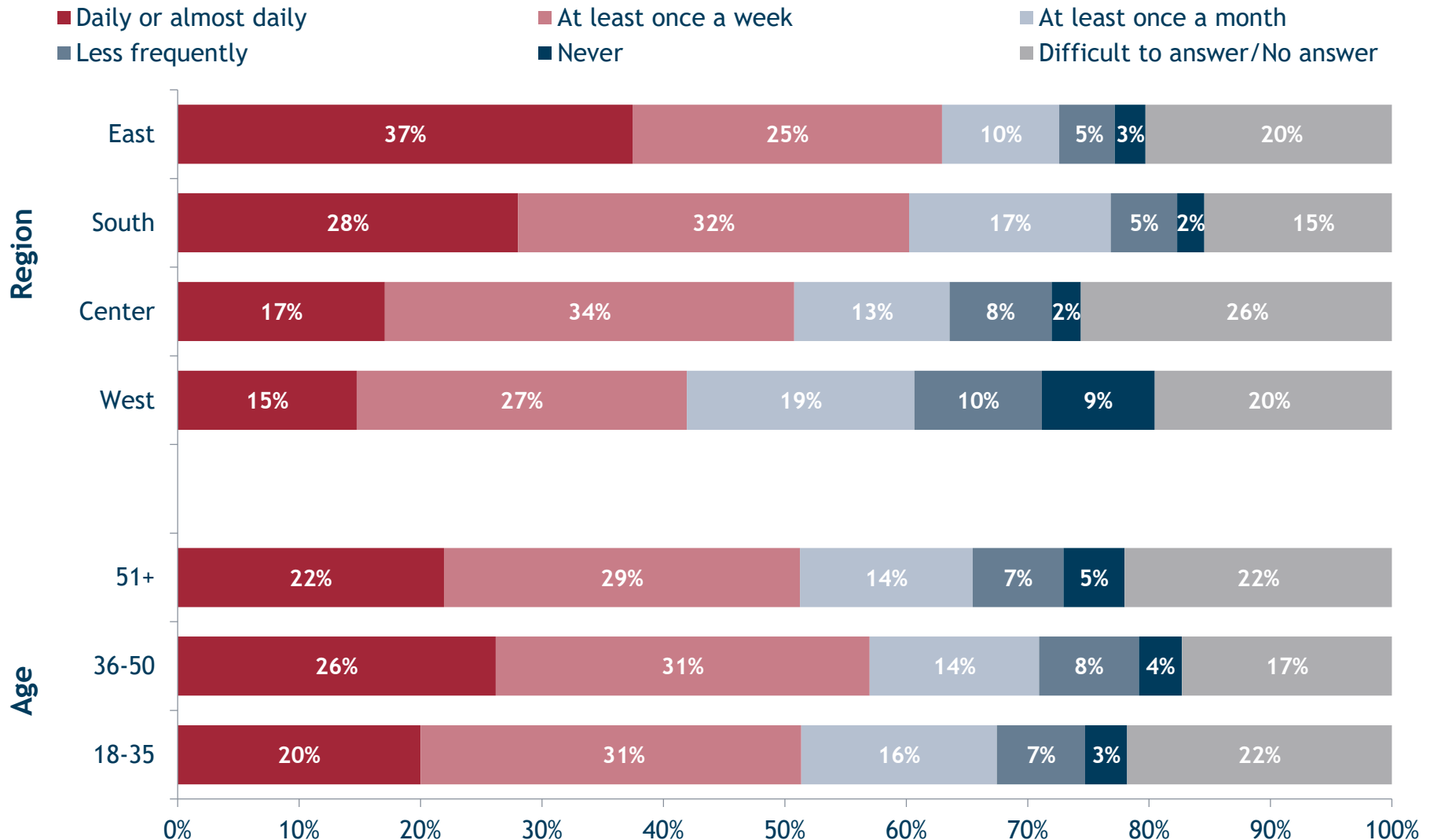
|  | Fatherland<br>(Batkivshchyna) | BPP Solidarnist | Civic Position | For Life Party<br>(Za Zhyttia) | Self-Reliance Party | Opposition Bloc | Radical Party | Svoboda | Servant of the People | Would not vote | Undecided |
|--|-------------------------------|-----------------|----------------|--------------------------------|---------------------|-----------------|---------------|---------|-----------------------|----------------|-----------|
| International situation                              | 15%                           | 8%              | 8%             | 11%                            | 11%                 | 9%              | 7%            | 12%     | 5%                    | 8%             | 5%        |
| Political news in Ukraine                            | 9%                            | 5%              | 12%            | 9%                             | 6%                  | 4%              | 7%            | 16%     | 11%                   | 6%             | 8%        |
| Military activities in the Donbas                    | 8%                            | 9%              | 9%             | 6%                             | 9%                  | 4%              | 4%            | 12%     | 8%                    | 3%             | 4%        |
| Realization of reforms in Ukraine                    | 4%                            | 5%              | 3%             | 4%                             | 3%                  | 3%              | 2%            | -       | 4%                    | 2%             | 2%        |
| Performance of the national authorities of Ukraine   | 3%                            | 1%              | 2%             | 1%                             | 3%                  | 2%              | 1%            | -       | 9%                    | 1%             | 1%        |
| Anti-corruption efforts in Ukraine                   | 2%                            | 4%              | 1%             | 1%                             | 3%                  | 3%              | 2%            | 2%      | 2%                    | 2%             | 1%        |
| Performance of local authorities in Ukraine          | 1%                            | 2%              | 3%             | -                              | 2%                  | 1%              | 1%            | -       | 3%                    | 1%             | -         |
| Other  | 5%                            | 1%              | 1%             | 2%                             | -                   | 2%              | 3%            | -       | 3%                    | 3%             | 2%        |
| Information is usually presented in an objective way | 16%                           | 20%             | 17%            | 7%                             | 20%                 | 7%              | 10%           | 19%     | 18%                   | 13%            | 7%        |
| Difficult to answer/No answer                        | 57%                           | 61%             | 58%            | 69%                            | 60%                 | 78%             | 72%           | 51%     | 62%                   | 73%            | 77%       |

How frequently do you encounter information in the media, including social media, that you believe is misleading or false?



# How frequently do you encounter information in the media, including social media, that you believe is misleading or false?

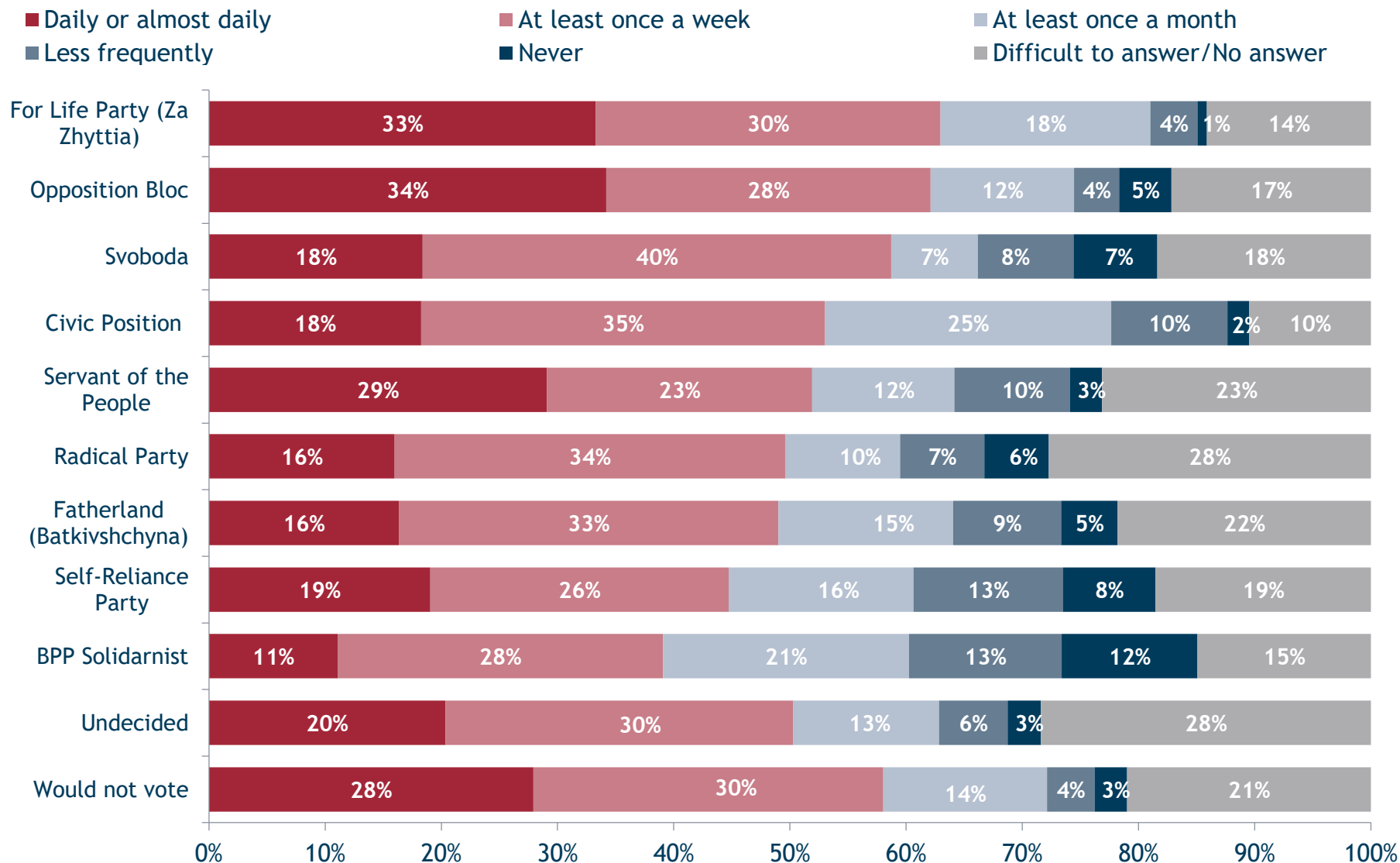
(Disaggregated by age, region)



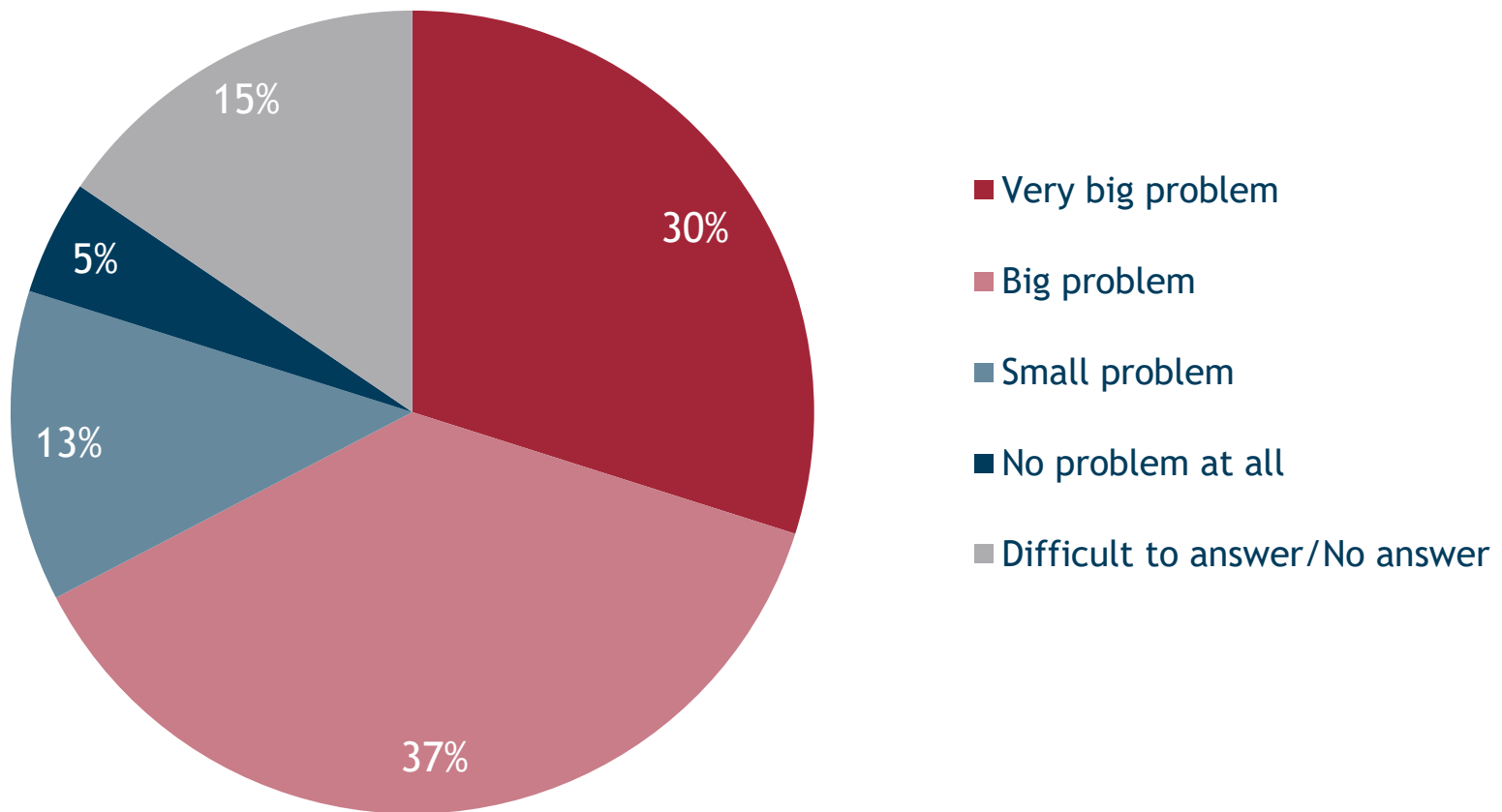


# How frequently do you encounter information in the media, including social media, that you believe is misleading or false?

(Disaggregated by political party preference)



## To what extent is misleading or false information in the media a problem for Ukraine?



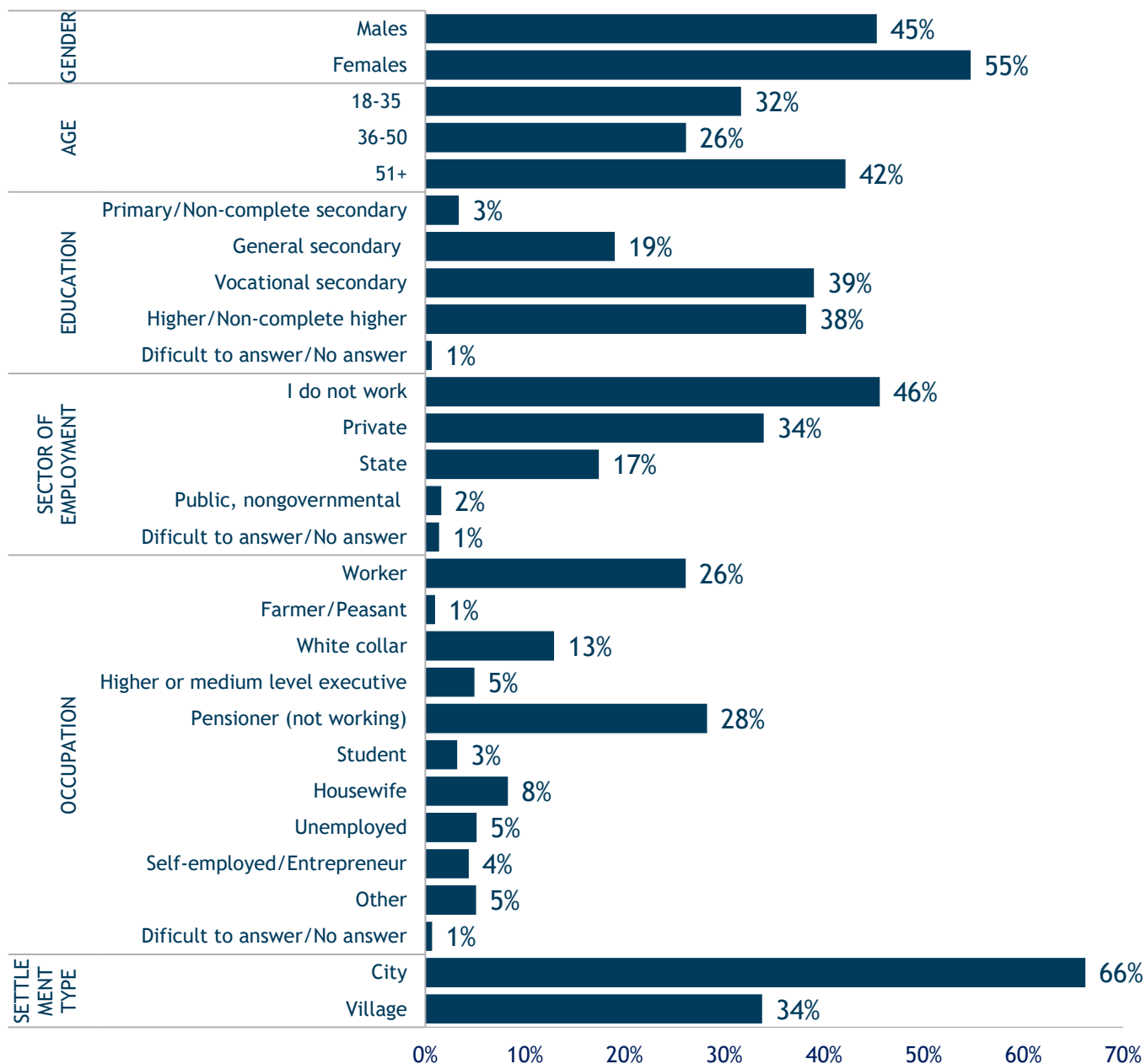


# Demographics

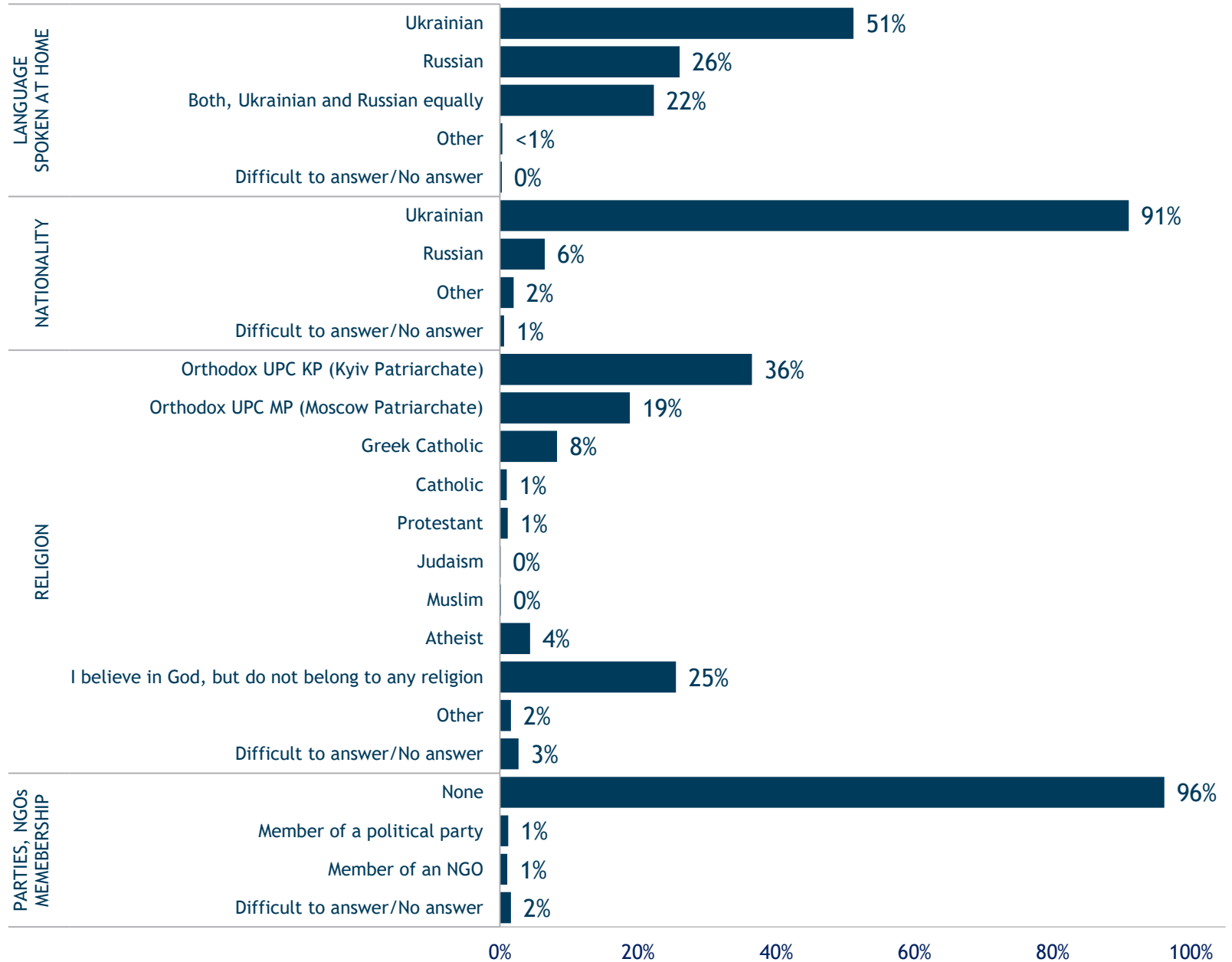
---



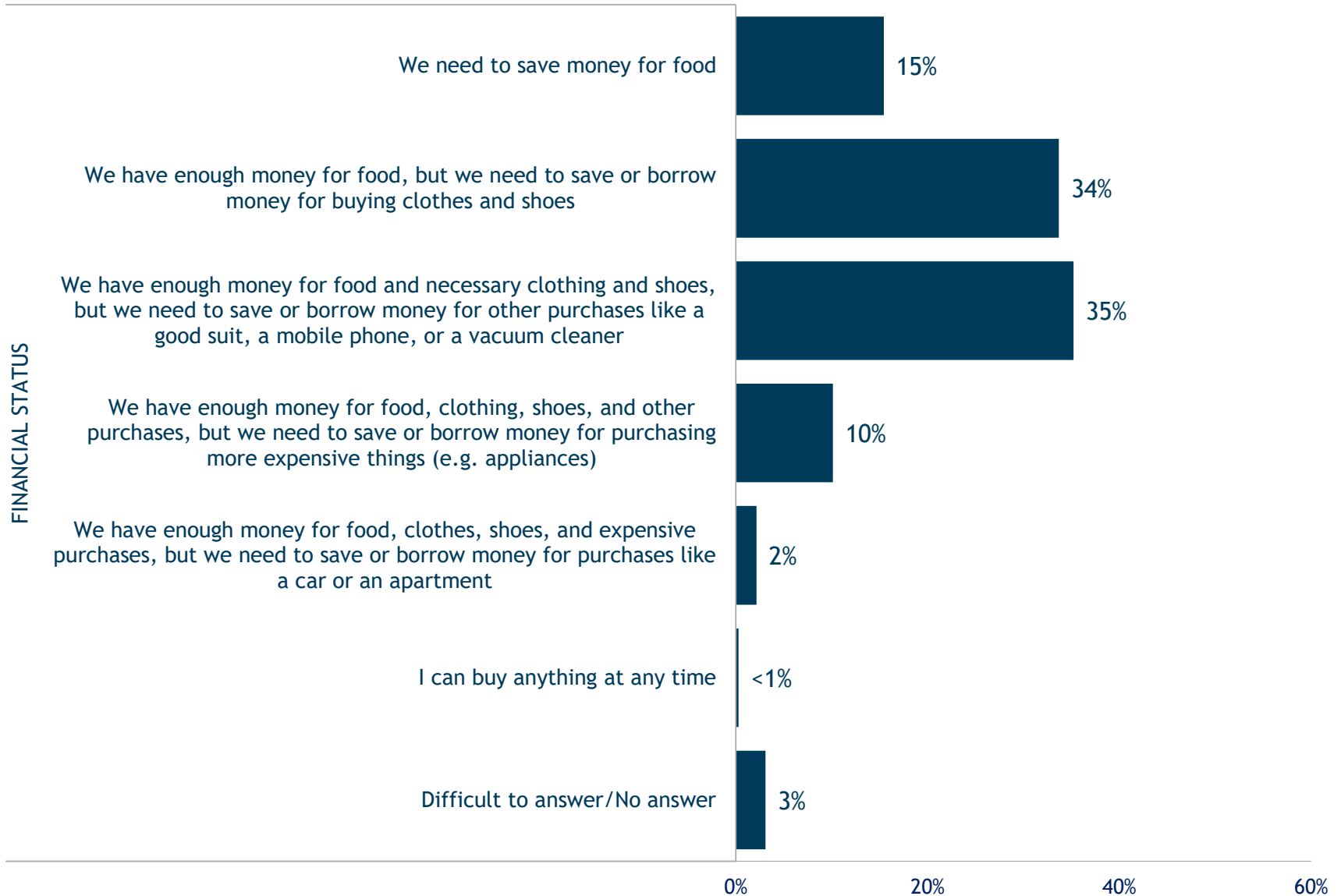
# Demographics



# Demographics



# Demographics



Center for Insights in Survey Research  
202.408.9450 | [info@iri.org](mailto:info@iri.org)  
[www.IRI.org](http://www.IRI.org) | [@IRI\\_Polls](https://twitter.com/IRI_Polls)

