



# Public Opinion Survey of Residents of Ukraine

---

December 13-27, 2018



# Methodology

- The survey was conducted by [Rating Group Ukraine](#) on behalf of the International Republican Institute's [Center for Insights in Survey Research](#).
- The survey was conducted throughout Ukraine (except for the occupied territories of Crimea and Donbas) from December 13-27, 2018, through face-to-face interviews at respondents' homes.
- The sample consisted of 2,400 permanent residents of Ukraine aged 18 and older and eligible to vote. It is representative of the general population by gender, age, region, and settlement size. The distribution of population by regions and settlements is based on statistical data of the Central Election Commission from the 2014 parliamentary elections, and the distribution of population by age and gender is based on data from the State Statistics Committee of Ukraine from January 1, 2018.
- A multi-stage probability sampling method was used with the random route and "last birthday" methods for respondent selection.
  - Stage One: The territory of Ukraine was split into 25 administrative regions (24 regions of Ukraine and Kyiv). The survey was conducted throughout all regions of Ukraine, with the exception of the occupied territories of Crimea and Donbas.
  - Stage Two: The selection of settlements was based on towns and villages. Towns were grouped into subtypes according to their size:
    - Cities with populations of more than 1 million
    - Cities with populations of between 500,000-999,000
    - Cities with populations of between 100,000-499,000
    - Cities with populations of between 50,000-99,000
    - Cities with populations of up to 50,000
    - VillagesCities and villages were selected by the PPS method (probability proportional to size). The number of selected cities/villages in each region is proportional to the share of population living in cities/villages of a certain type in each region.
  - Stage Three: Households were selected by the random route method, and respondents were selected by the "last birthday" rule.
- The margin of error does not exceed 2.0 percent for the full sample.
- The response rate is 62.7 percent.
- Charts and graphs may not add up to 100 percent due to rounding.
- The survey was financed by the [U.S. Agency for International Development \(USAID\)](#).
- For disaggregations by intended vote, the Top 9 parties and the Top 10 presidential candidates are displayed. The sample of respondents who would vote for other parties/candidates is too small for analysis.

# Frequently Cited Disaggregates

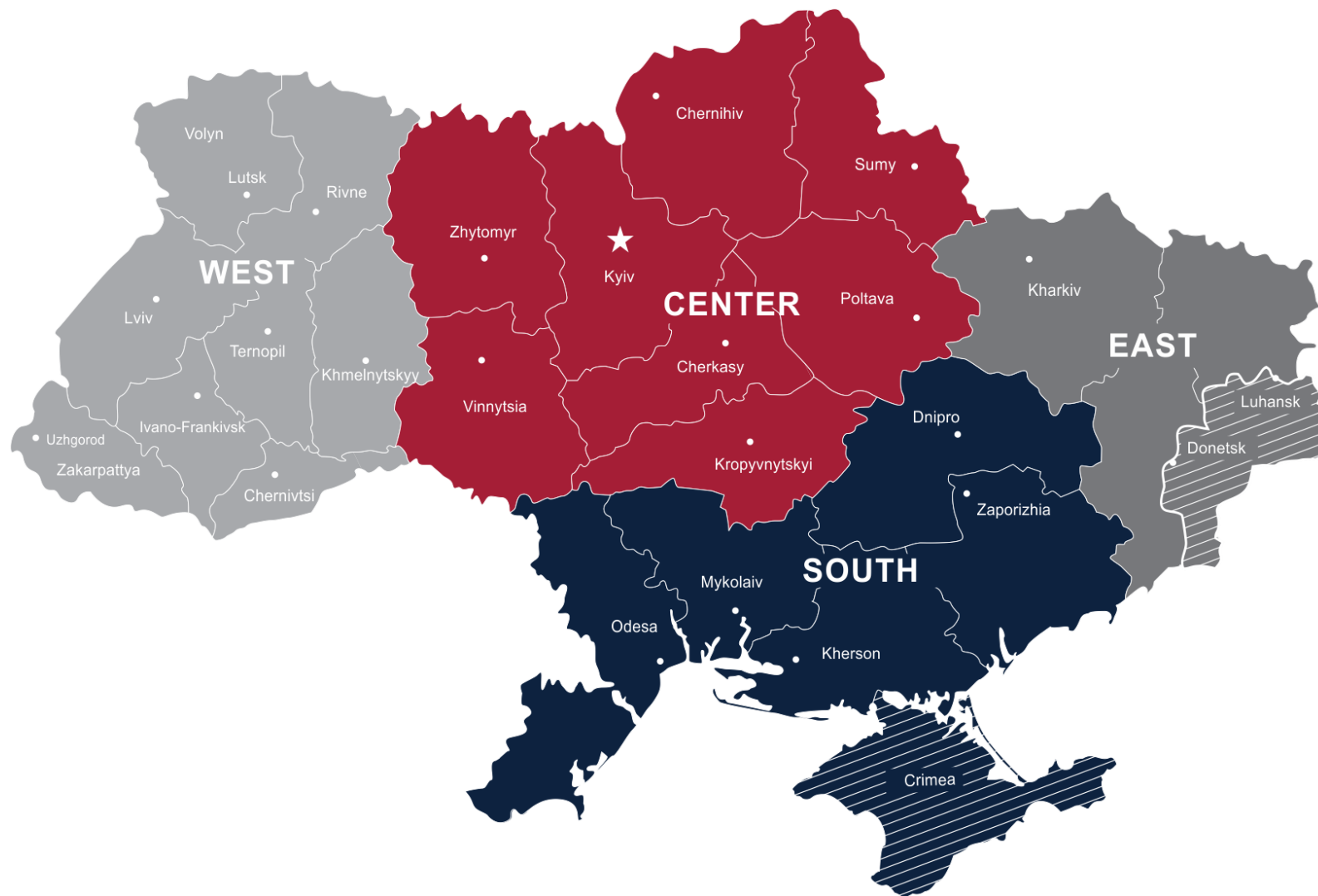
First Choice in Presidential Elections	Sample Size (n)
Yuriy Boyko	169
Anatoliy Hrytsenko	164
Oleh Lyashko	136
Yevheniy Muraiev	77
Petro Poroshenko	205
Andriy Sadoviy	50
Yulia Tymoshenko	320
Oleksandr Shevchenko	69
Sviatoslav Vakarchuk	54
Volodymyr Zelenskyi	217
I would not vote	322
Undecided	451

Political Party Preference	Sample Size (n)
Batkivshchyna	326
BPP “Solidarnist”	180
Civic Position	146
Nashi	71
Oppositional Platform - Za Zhyttia	159
Radical Party	141
Self-Reliance (Samopomich)	62
Sluha Narodu	202
UKROP	66
I would not vote	355
Undecided	469

Region	Sample Size (n)
West	625
Center	813
East	375
South	587

Age	Sample Size (n)
18-35	714
36-50	652
50+	1,024

# Geographical Key



\*Due to the Russian occupation of Crimea and the ongoing conflict in eastern Ukraine, residents of Crimea and the so-called separatist-controlled territories of Donetsk and Luhansk *oblasts* (“the Donbas”) were not surveyed in this poll.

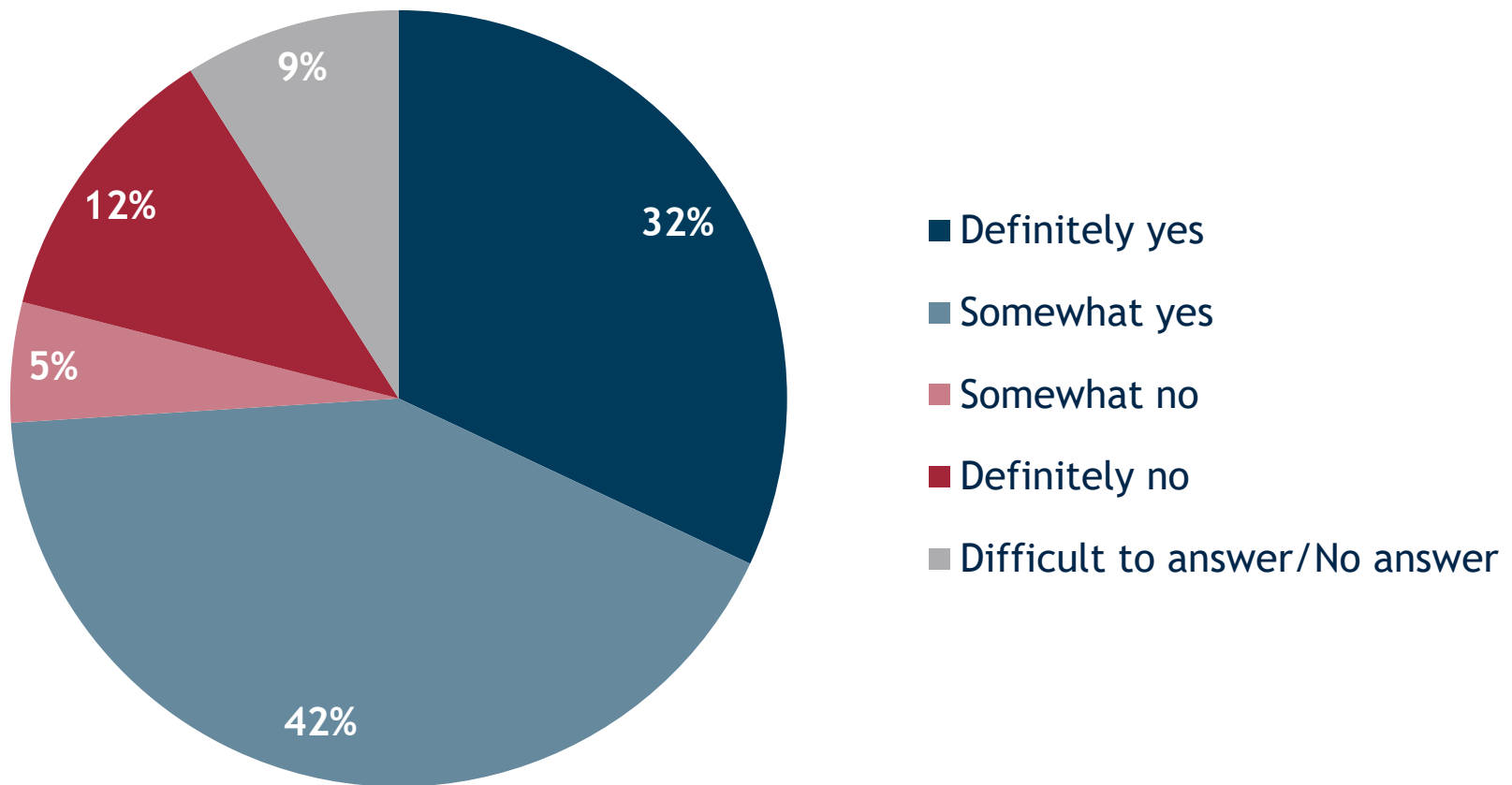


# Presidential Elections: March 31, 2019

---

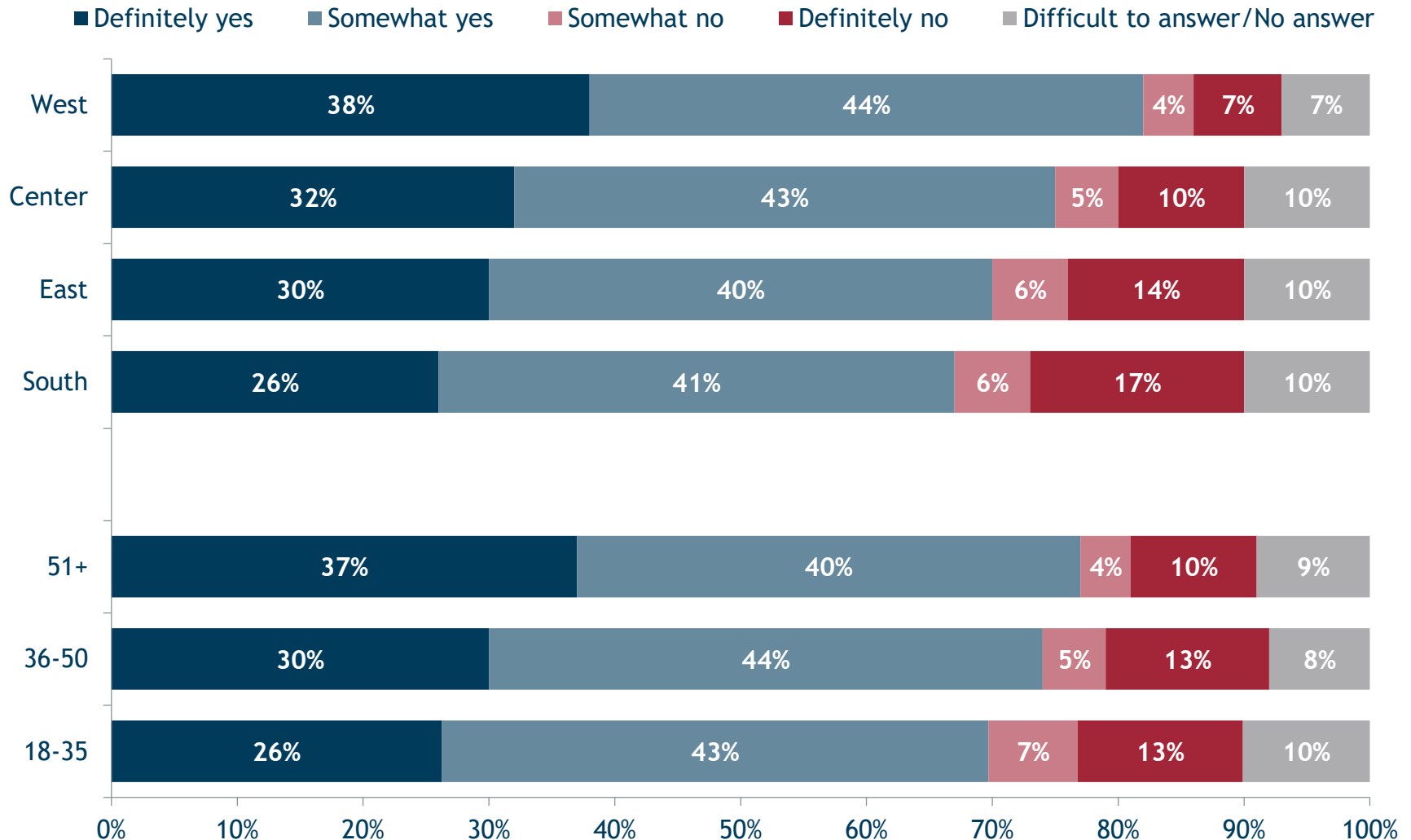


Do you intend to vote in the presidential elections scheduled for March 31, 2019?



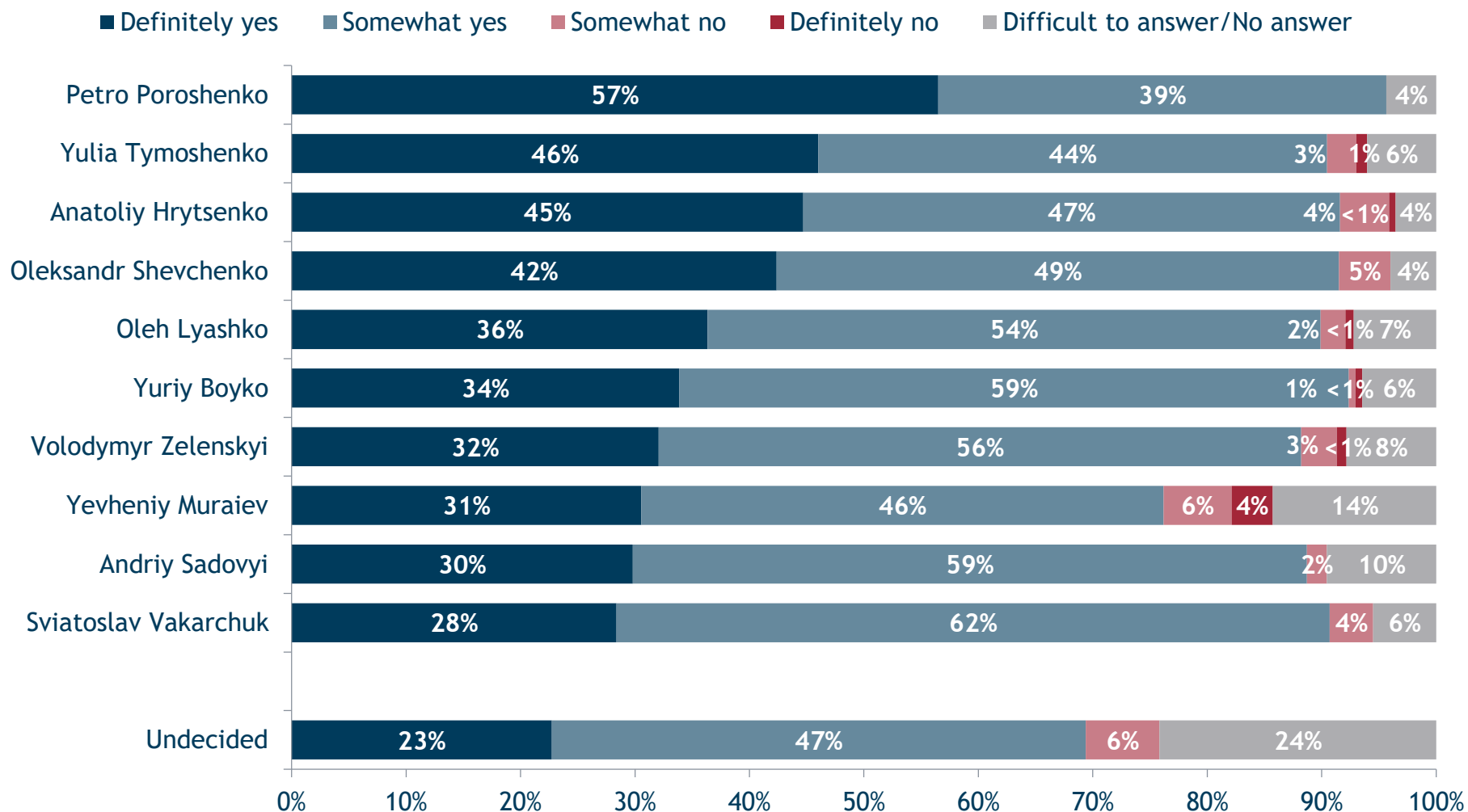
# Do you intend to vote in the presidential elections scheduled for March 31, 2019?

(Disaggregated by region, age)



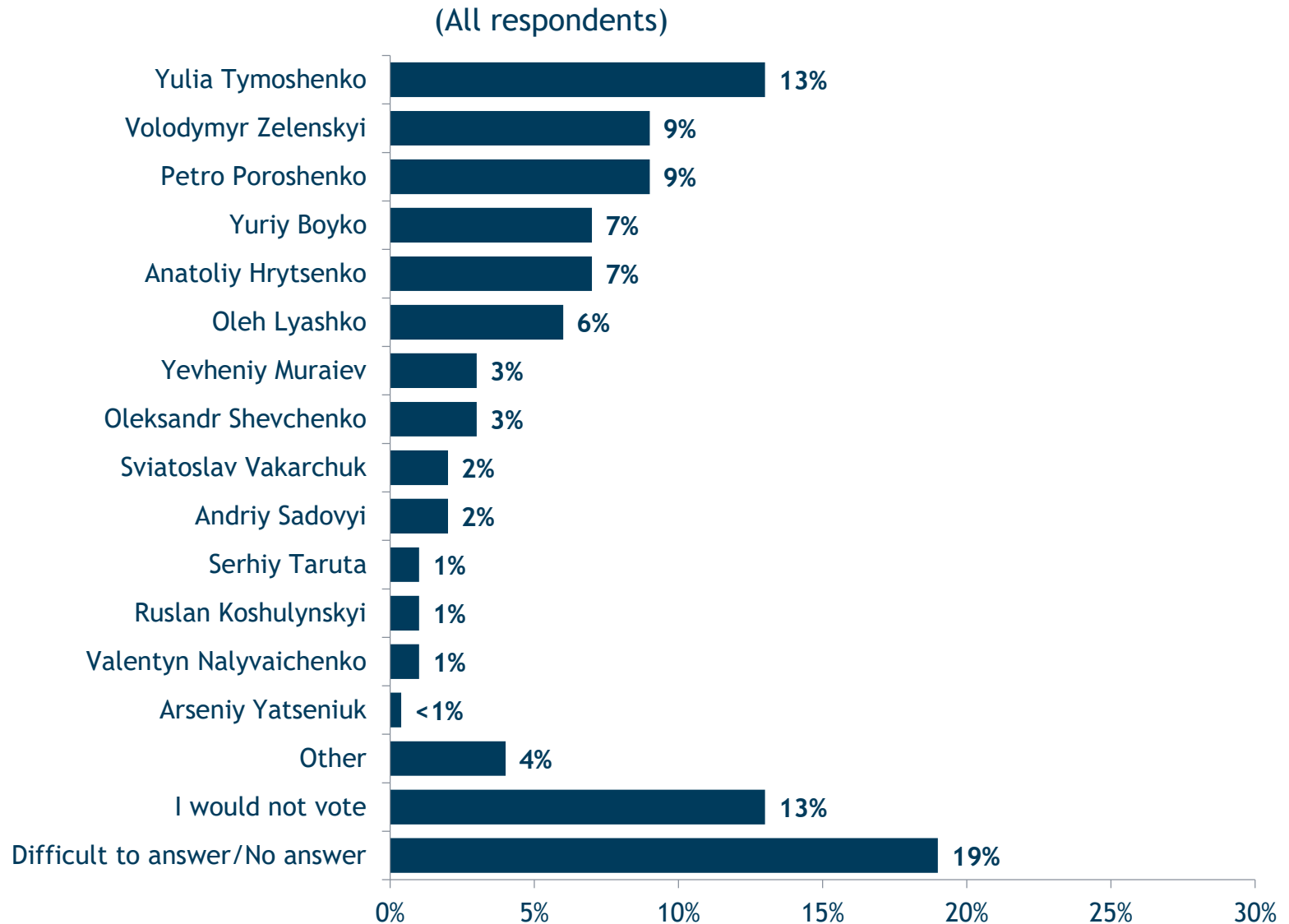
# Do you intend to vote in the presidential elections scheduled for March 31, 2019?

(Disaggregated by first choice in presidential election; see next slide)



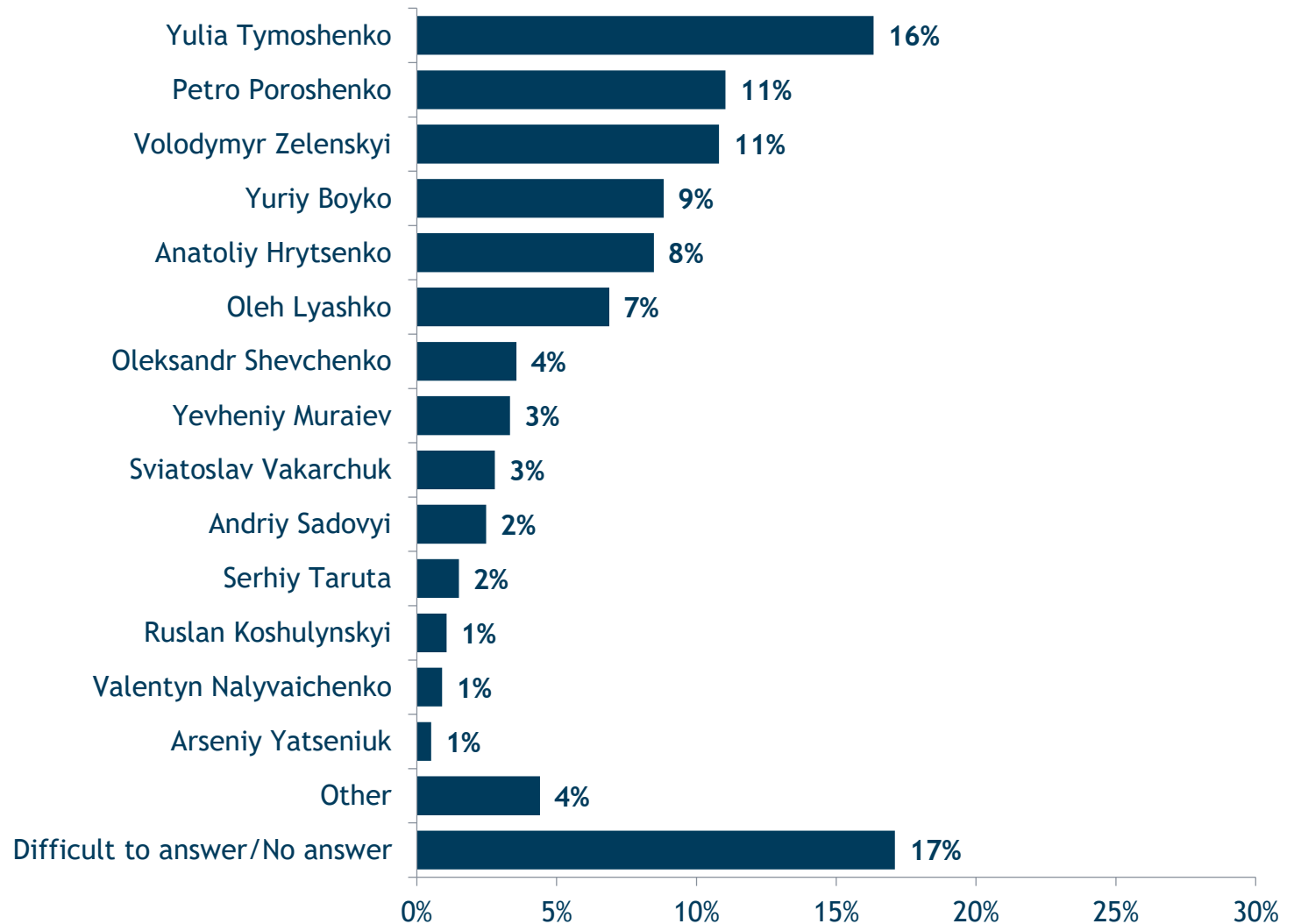


If presidential elections were held next Sunday and the following candidates participated in the election, for whom would you vote?



# If presidential elections were held next Sunday and the following candidates participated in the election, for whom would you vote?

(Among likely voters: n=1,773)



# If presidential elections were held next Sunday and the following candidates participated in the election, for whom would you vote?

(Disaggregated by age, region)

	18-35	36-50	51+
Yulia Tymoshenko	11%	13%	16%
Volodymyr Zelenskyi	18%	9%	3%
Petro Poroshenko	7%	10%	9%
Yuriy Boyko	3%	5%	11%
Anatoliy Hrytsenko	3%	6%	10%
Oleh Lyashko	3%	5%	8%
Yevheniy Muraiev	1%	4%	4%
Oleksandr Shevchenko	4%	3%	2%
Sviatoslav Vakarchuk	4%	2%	1%
Andriy Sadovyi	2%	4%	1%
Serhiy Taruta	1%	1%	1%
Ruslan Koshulynskyi	1%	1%	-
Valentyn Nalyvaichenko	-	1%	1%
Arseniy Yatseniuk	1%	-	-
Other	4%	4%	4%
I would not vote	17%	14%	11%
Difficult to answer/No answer	20%	19%	18%

West	Center	South	East
13%	16%	13%	8%
5%	10%	12%	7%
12%	9%	5%	7%
4%	5%	9%	13%
9%	7%	4%	6%
5%	6%	7%	3%
-	4%	4%	6%
6%	2%	2%	2%
3%	2%	1%	1%
2%	3%	1%	2%
-	2%	1%	1%
2%	-	-	1%
2%	-	-	1%
1%	-	-	-
3%	5%	3%	5%
9%	11%	19%	17%
23%	16%	18%	20%

# If presidential elections were held next Sunday and the following candidates participated in the election, for whom would you vote?

(Disaggregated by political party preference)

	Batkivshchyna	BPP Solidarnist	Civic Position	Nashy	Opposition Platform	Radical Party	Samopomich	Sluha Narodu	UKROP	Would not vote	Undecided
Yulia Tymoshenko	93%	3%	-	-	1%	-	3%	-	1%	-	-
Petro Poroshenko	1%	91%	1%	-	-	-	3%	-	1%	-	4%
Anatoliy Hrytsenko	1%	1%	88%	-	2%	1%	6%	-	1%	1%	2%
Yevheniy Muraiev	-	1%	1%	84%	4%	1%	-	-	-	1%	1%
Yuriy Boyko	-	-	-	4%	87%	1%	2%	-	1%	-	2%
Oleh Lyashko	1%	-	-	-	-	88%	-	1%	-	-	1%
Andriy Sadovyi	-	1%	-	-	-	-	67%	-	-	-	1%
Volodymyr Zelenskyi	-	-	1%	4%	-	1%	-	88%	2%	-	5%
Oleksandr Shevchenko	1%	1%	2%	-	-	2%	2%	-	79%	1%	-
Sviatoslav Vakarchuk	1%	1%	2%	-	-	1%	8%	5%	3%	1%	4%
Serhiy Taruta	-	-	1%	-	-	-	-	1%	-	-	-
Ruslan Koshulynskyi	-	-	-	-	-	-	-	-	-	-	1%
Valentyn Nalyvaichenko	-	-	-	-	-	-	1%	-	-	-	-
Arseniy Yatseniuk	-	-	-	-	-	-	-	-	-	-	-
Other	-	1%	-	7%	1%	1%	2%	1%	3%	1%	3%
I would not vote	-	-	1%	-	1%	-	-	-	-	84%	4%
Difficult to answer/No answer	1%	2%	4%	1%	3%	6%	6%	4%	8%	10%	72%

\*The highlighting indicates candidates' political party affiliation.



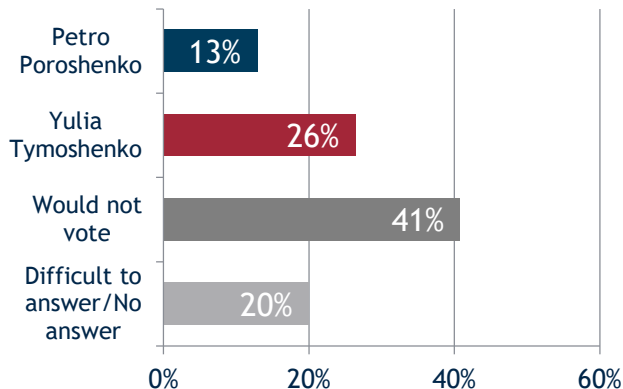
# Presidential Election: Run-Off Scenarios

---

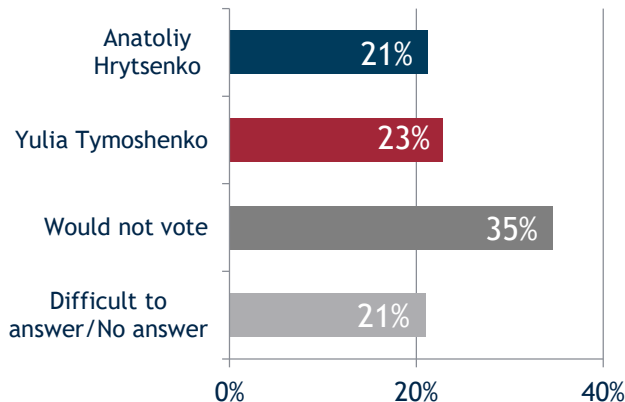


# If the following two candidates made it to a second round in the March 2019 presidential elections, for whom would you vote?

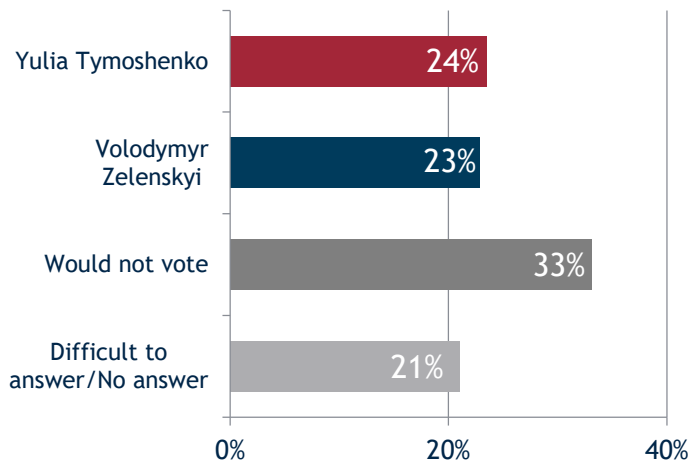
## Poroshenko vs. Tymoshenko



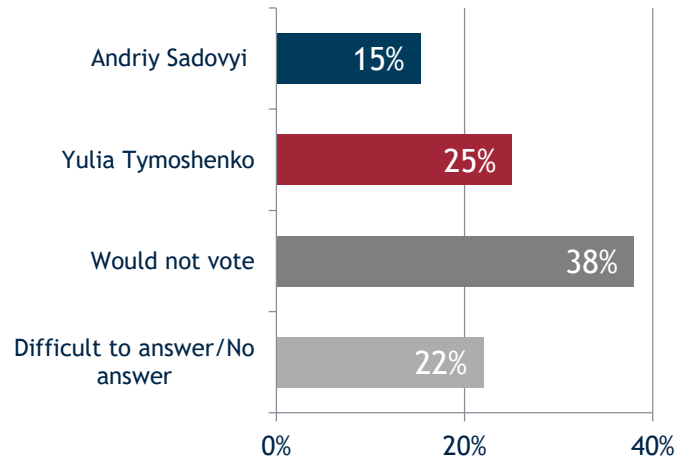
## Hrytsenko vs. Tymoshenko



## Tymoshenko vs. Zelenskyi

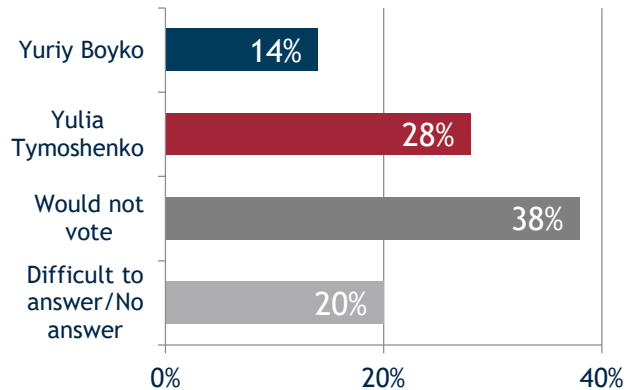


## Sadovyi vs. Tymoshenko

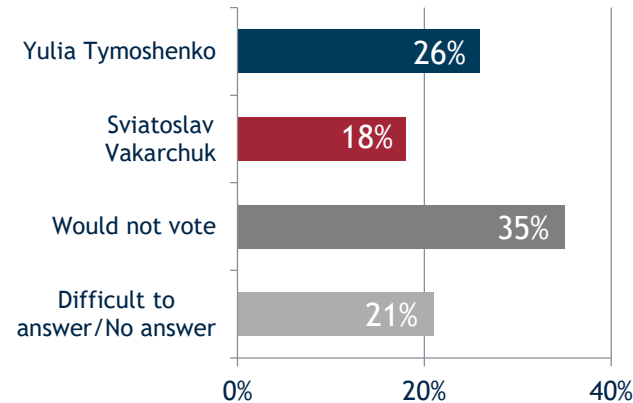


# If the following two candidates made it to a second round in the March 2019 presidential elections, for whom would you vote?

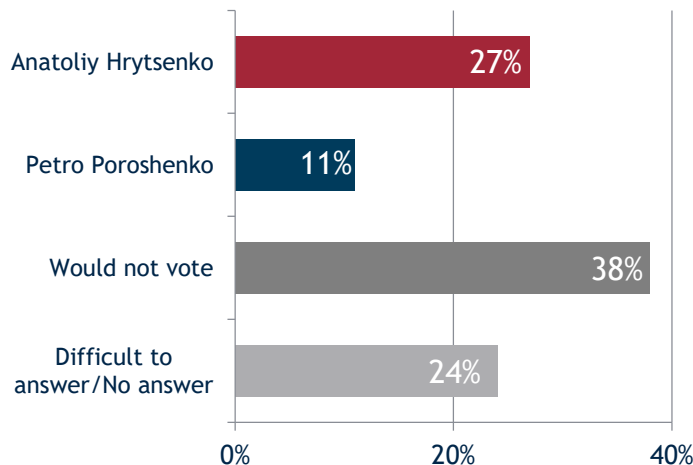
## Boyko vs. Tymoshenko



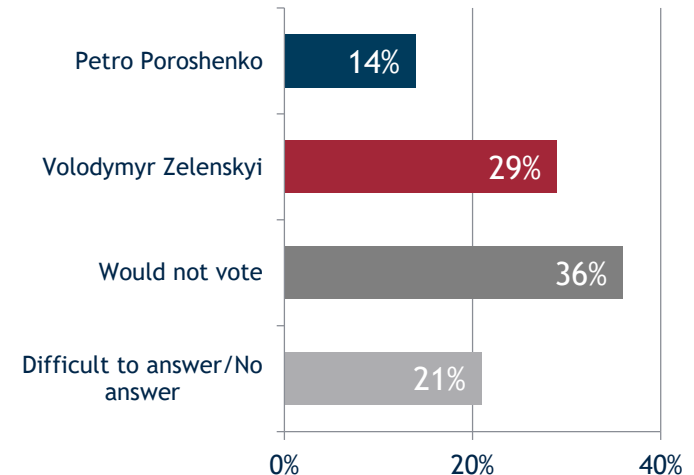
## Tymoshenko vs. Vakarchuk



## Hrytsenko vs. Poroshenko

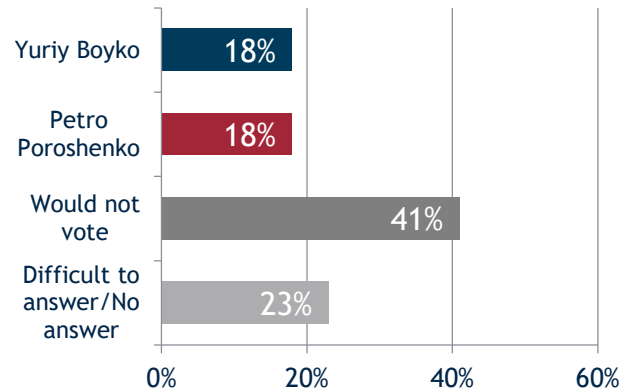


## Poroshenko vs. Zelenskyi

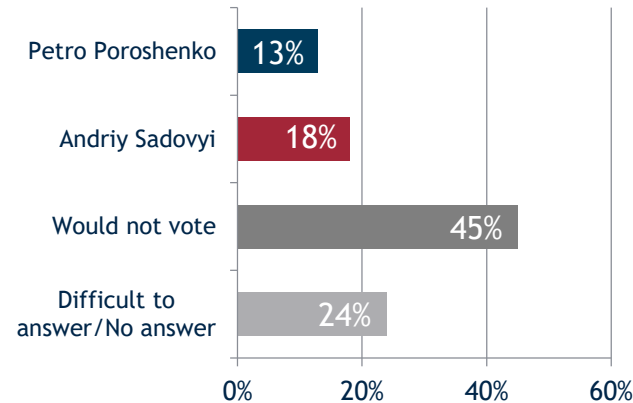


# If the following two candidates made it to a second round in the March 2019 presidential elections, for whom would you vote?

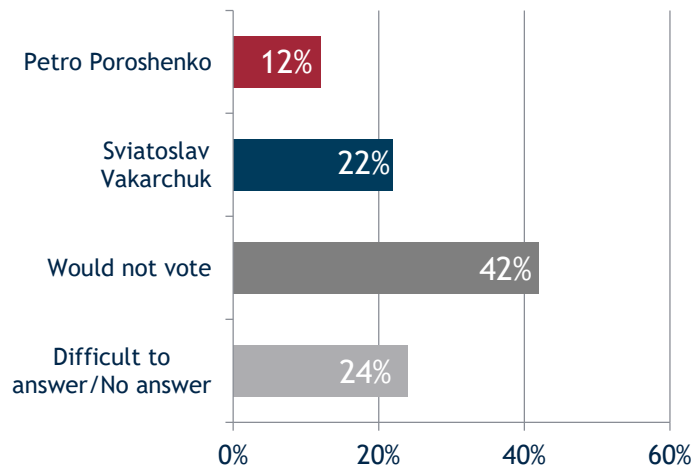
## Boyko vs. Poroshenko



## Poroshenko vs. Sadovyi

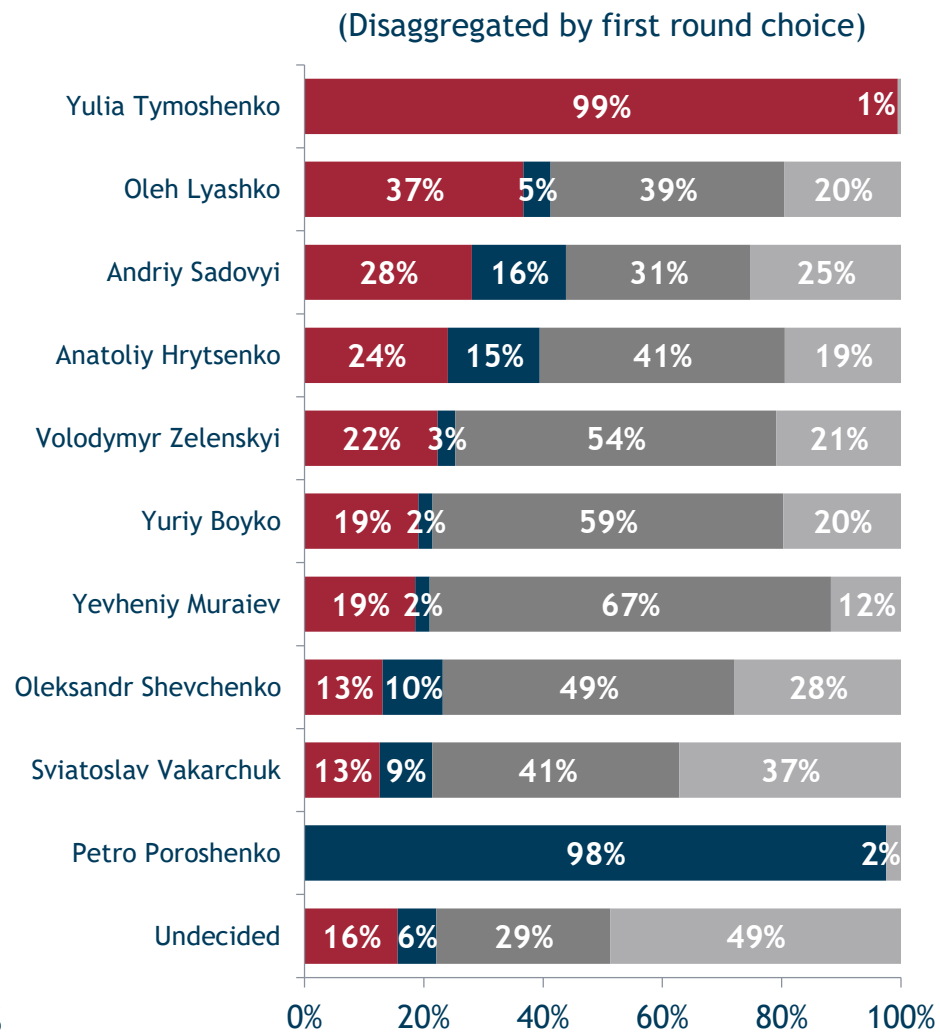
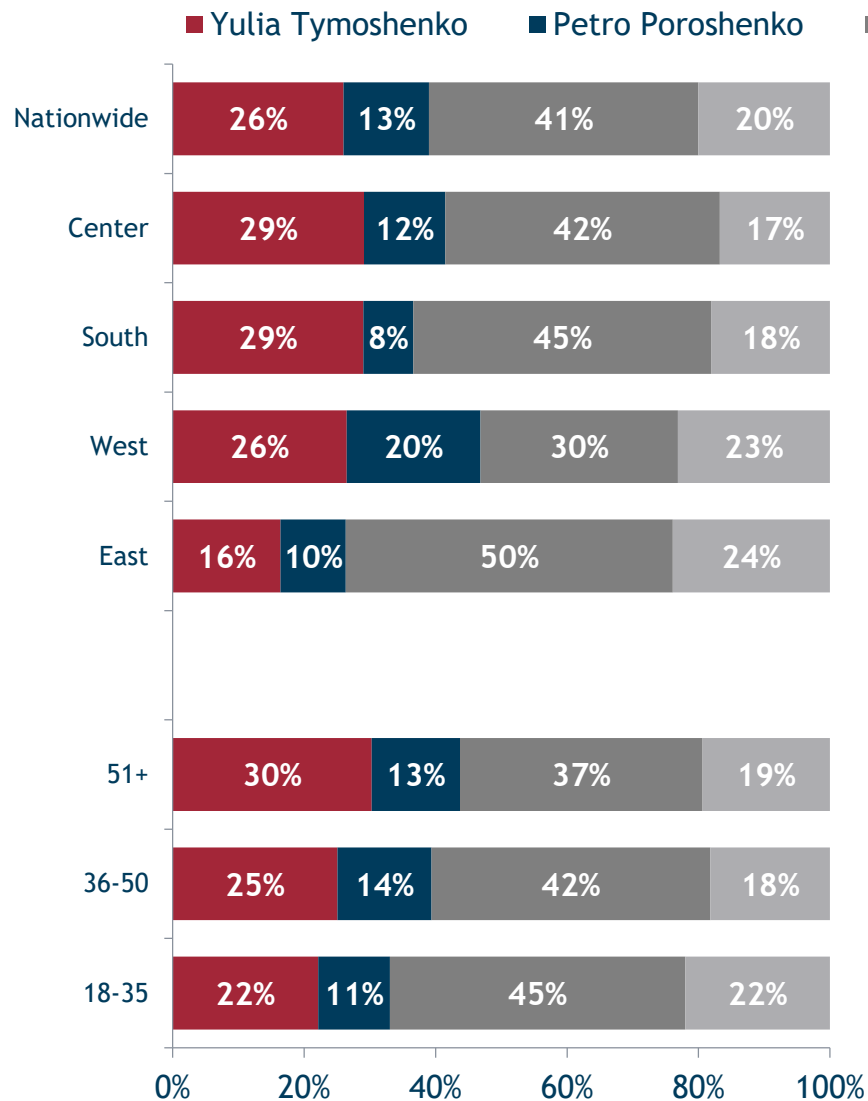


## Poroshenko vs. Vakarchuk

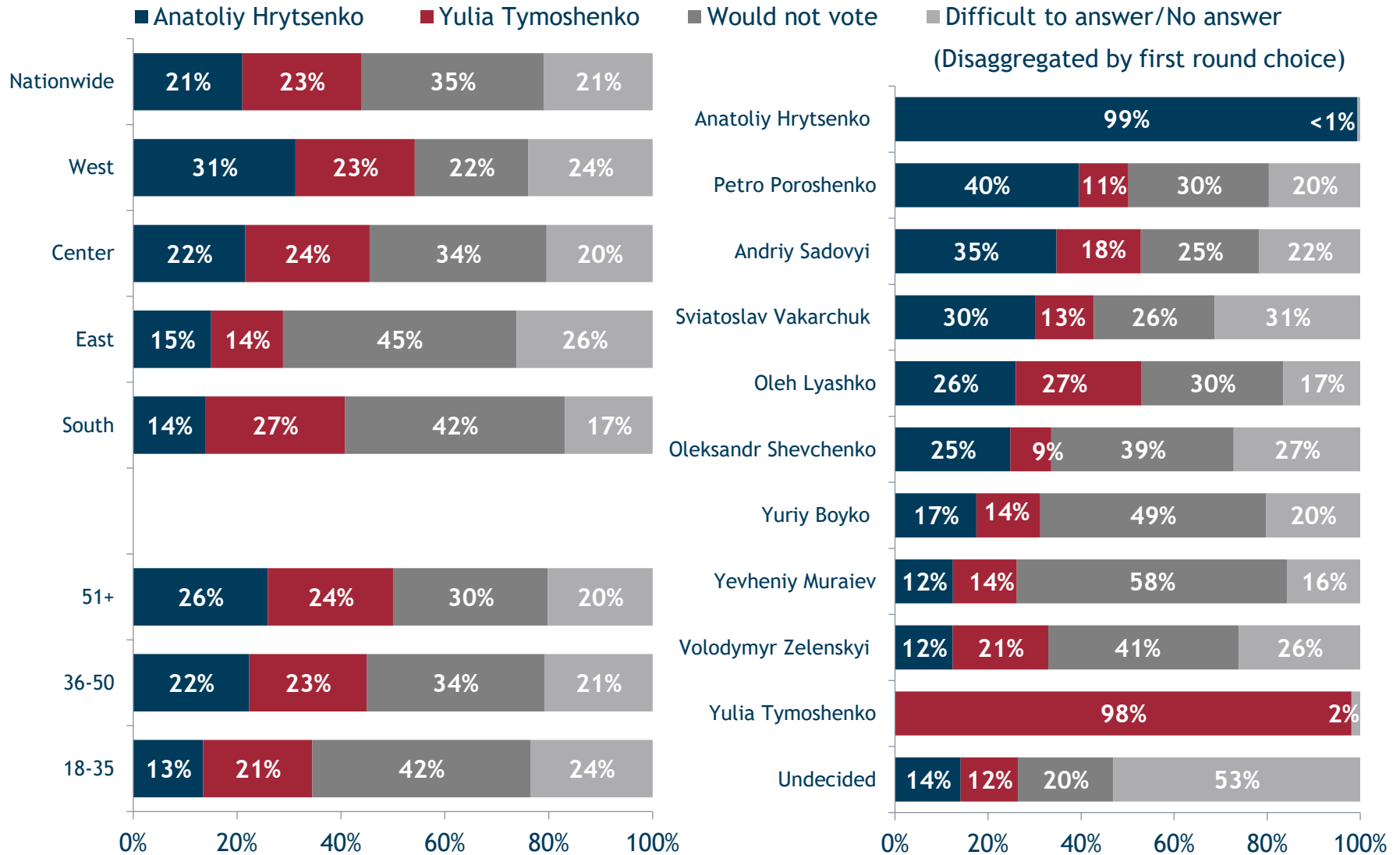




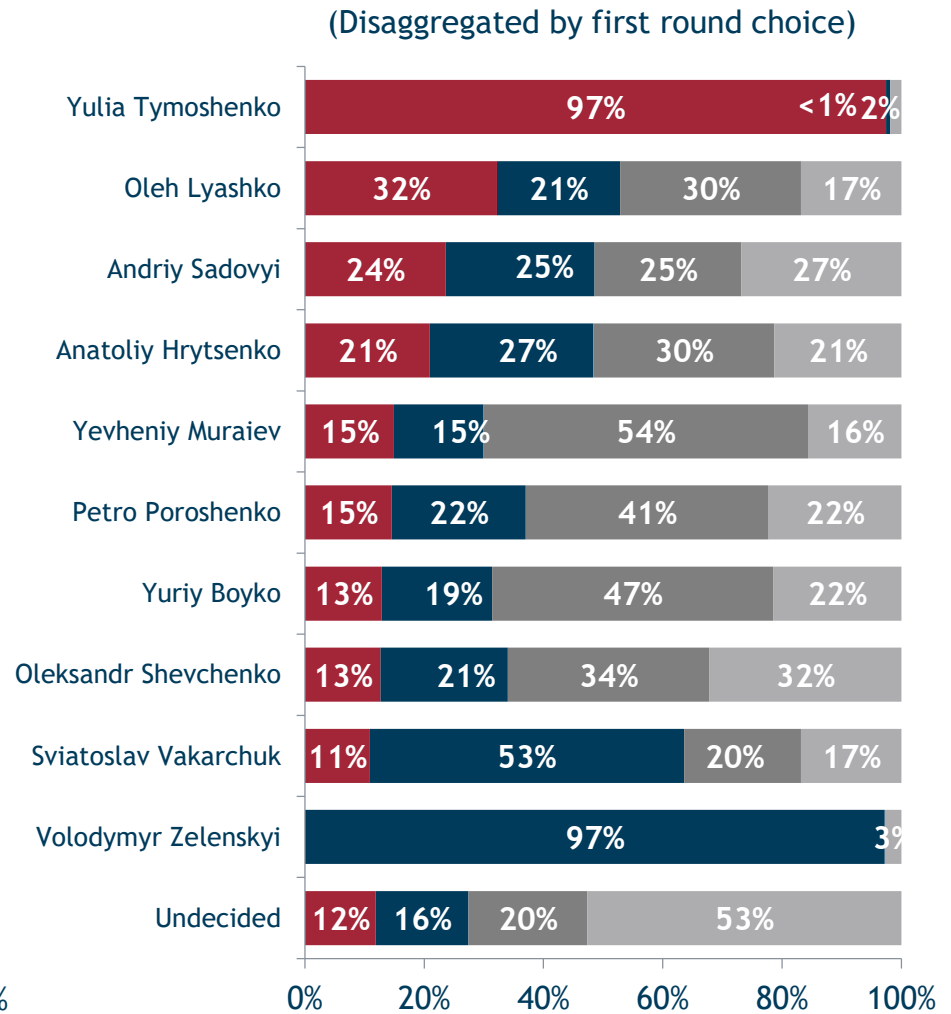
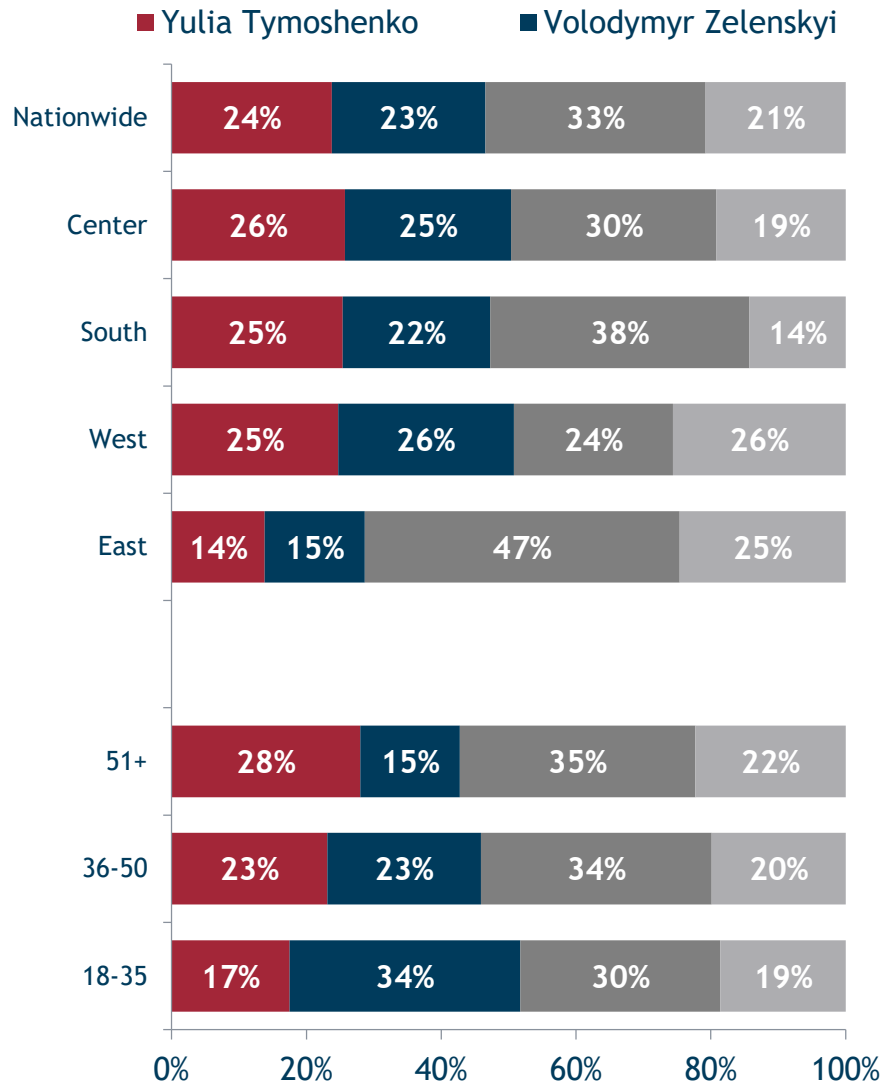
# If Yulia Tymoshenko and Petro Poroshenko made it to a second round in the March 2019 presidential elections, for whom would you vote?



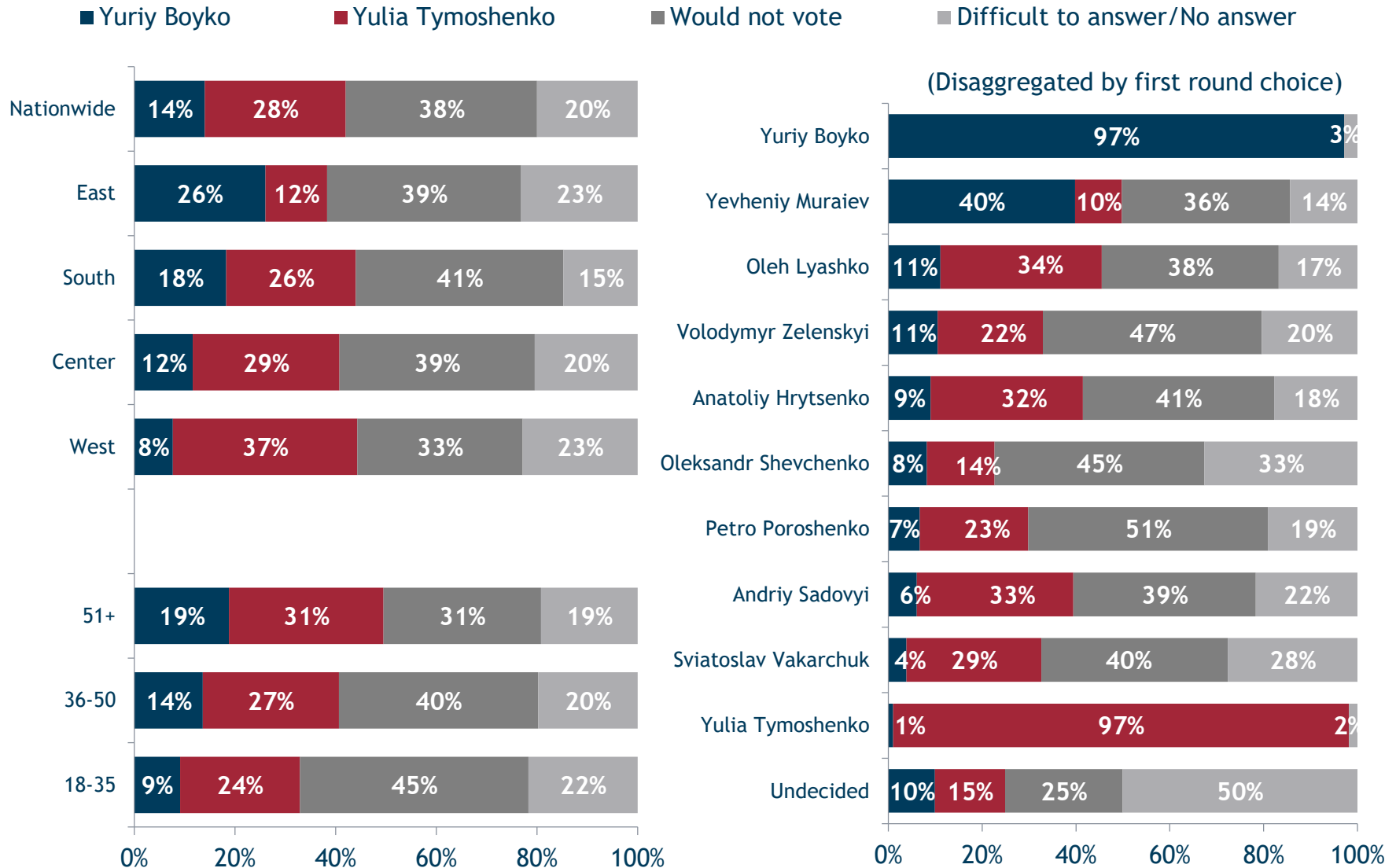
# If Anatoliy Hrytsenko and Yulia Tymoshenko made it to a second round in the March 2019 presidential elections, for whom would you vote?



# If Yulia Tymoshenko and Volodymyr Zelenskyi made it to a second round in the March 2019 presidential elections, for whom would you vote?

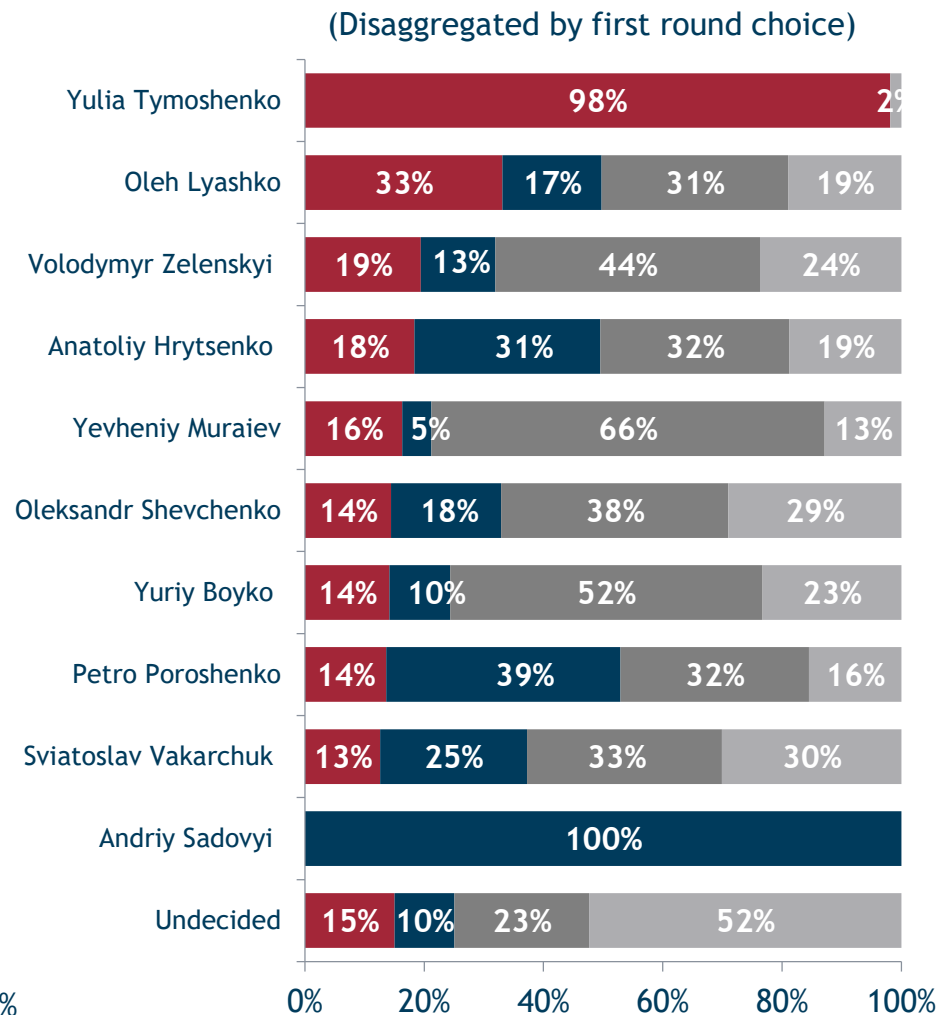
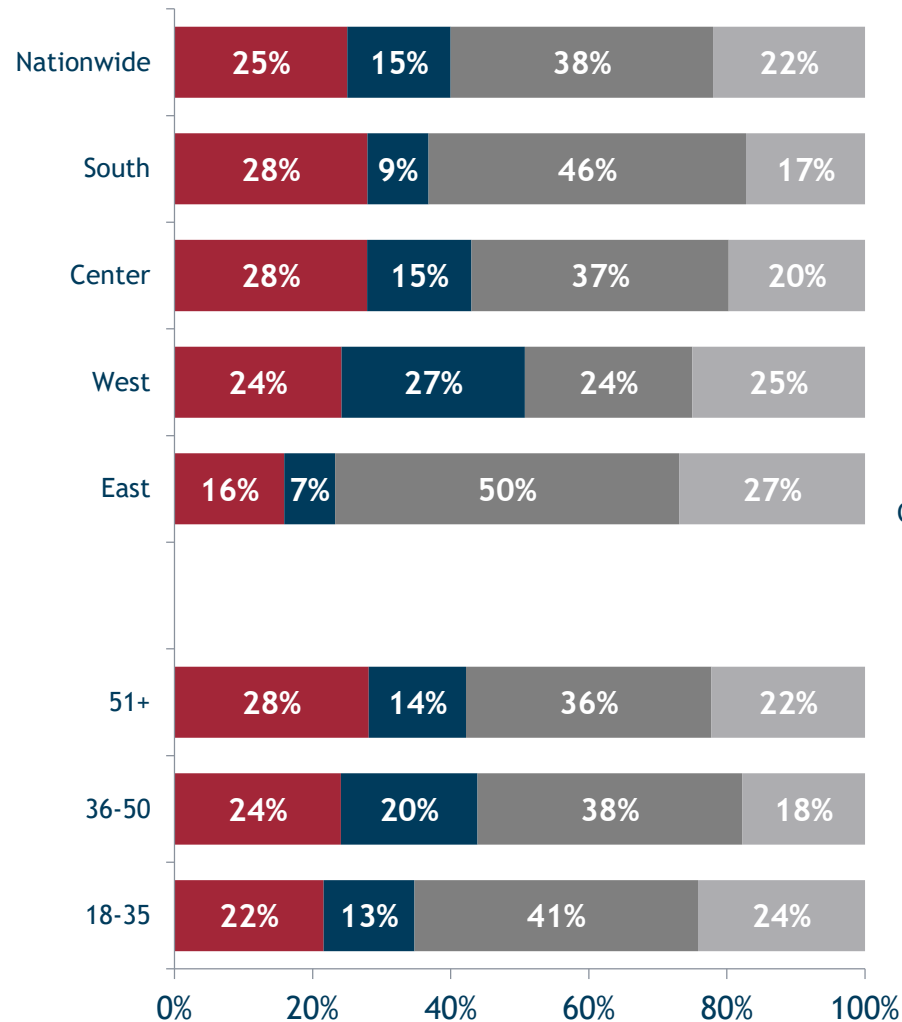


# If Yuriy Boyko and Yulia Tymoshenko made it to a second round in the March 2019 presidential elections, for whom would you vote?



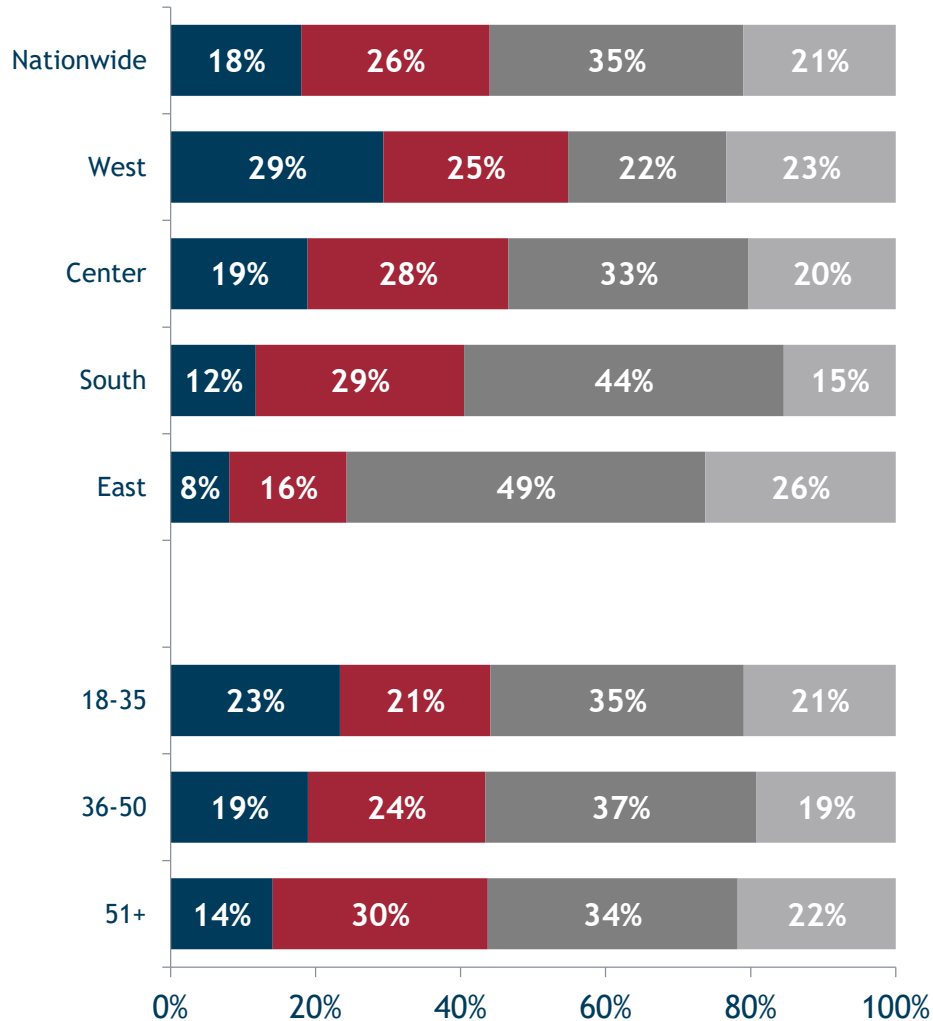
# If Yulia Tymoshenko and Andriy Sadovyi made it to a second round in the March 2019 presidential elections, for whom would you vote?

■ Yulia Tymoshenko ■ Andriy Sadovyi ■ Would not vote ■ Difficult to answer/No answer

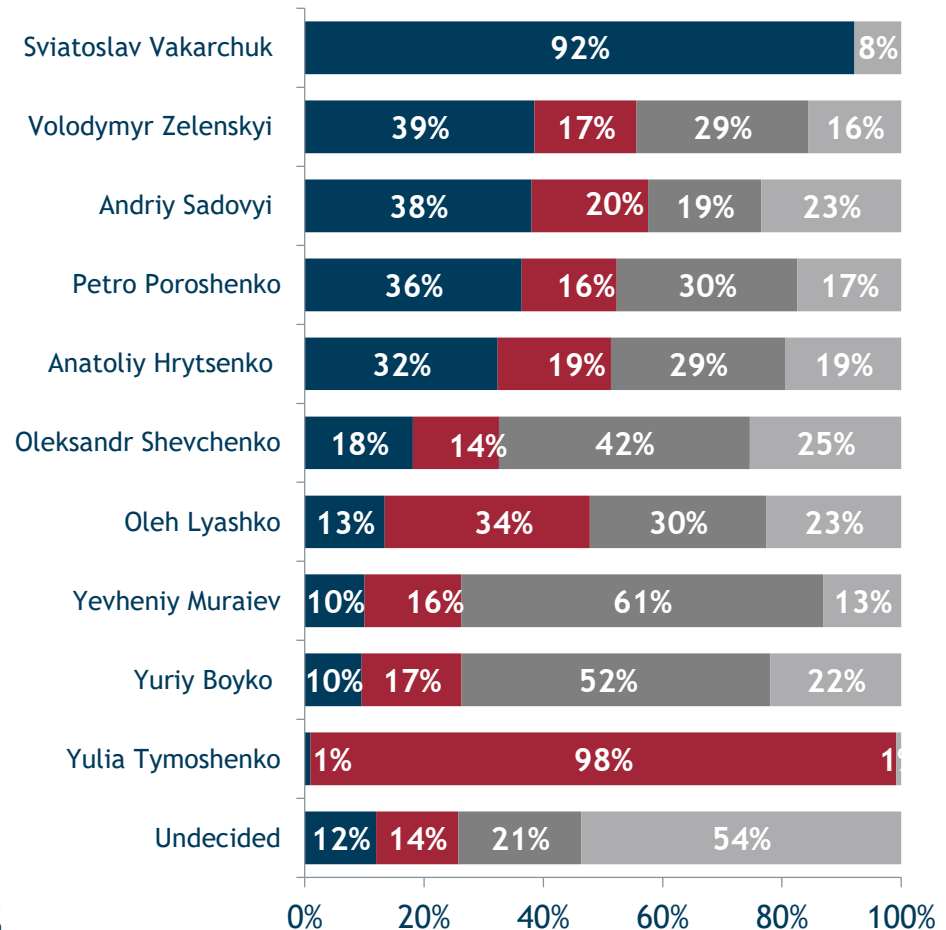


# If Sviatoslav Vakarchuk and Yulia Tymoshenko made it to a second round in the March 2019 presidential elections, for whom would you vote?

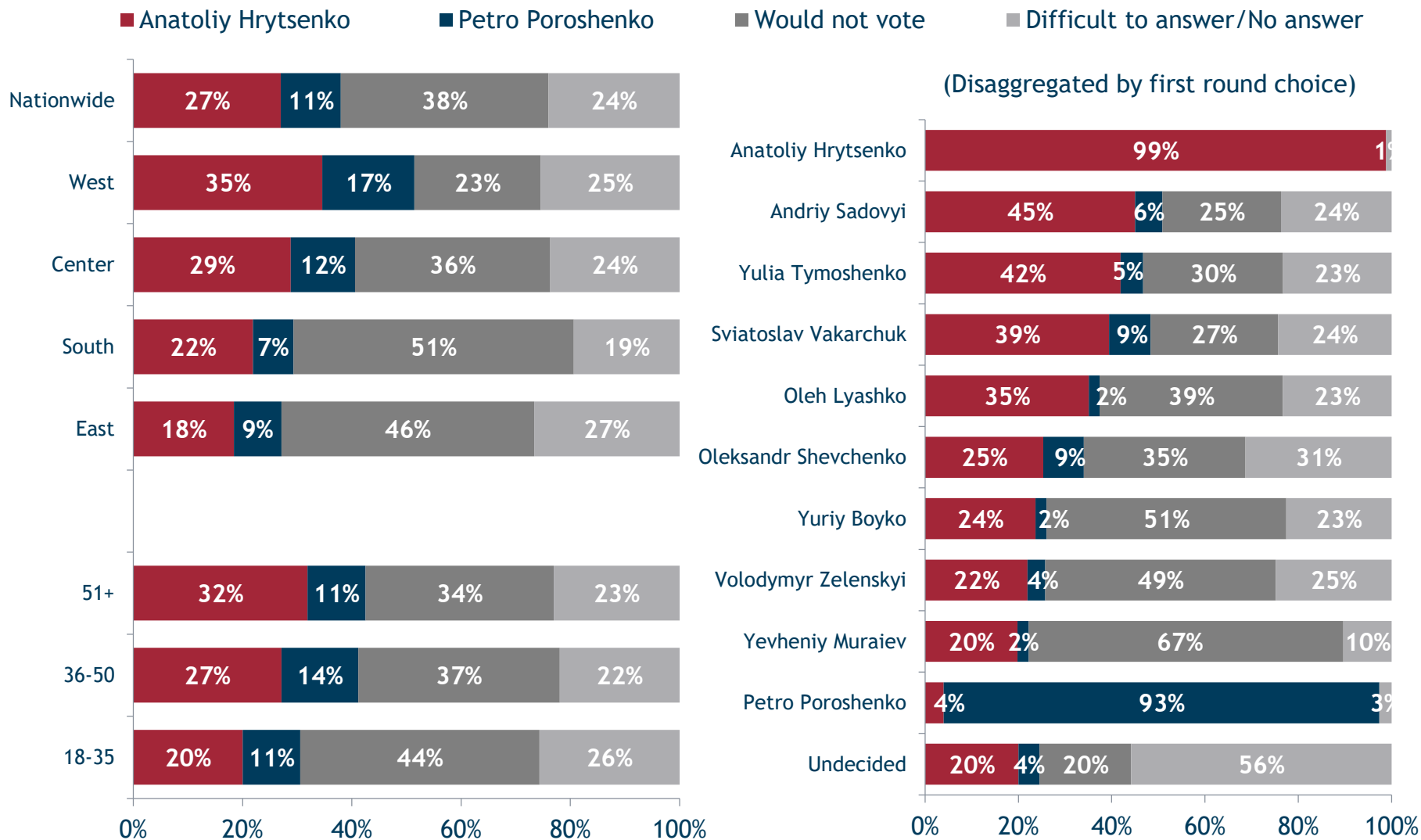
■ Sviatoslav Vakarchuk ■ Yulia Tymoshenko ■ Would not vote ■ Difficult to answer/No answer



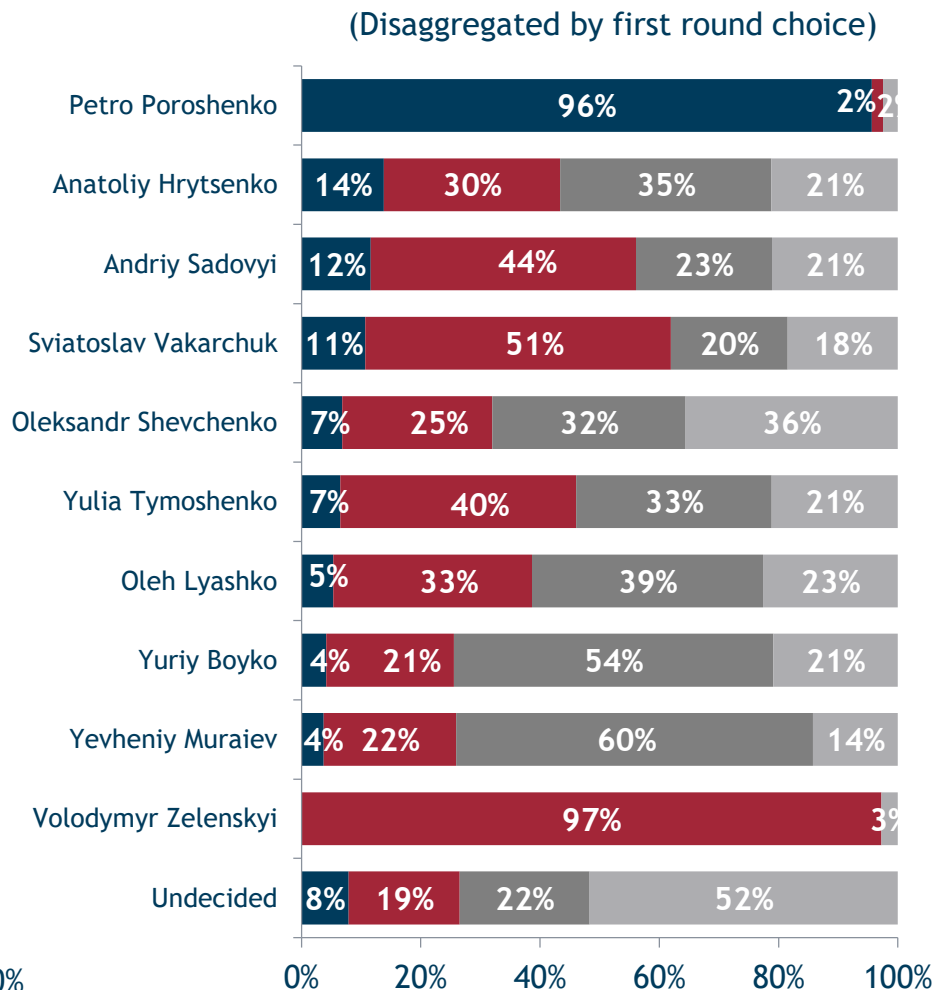
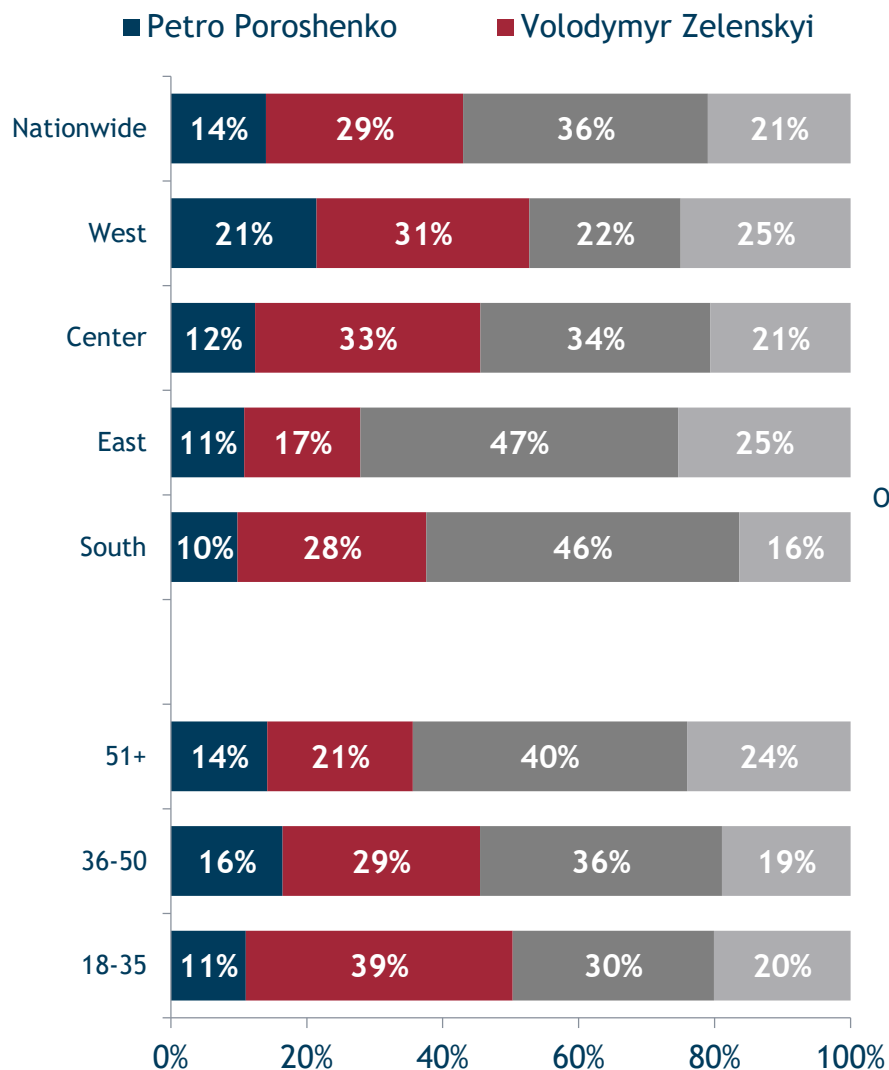
(Disaggregated by first round choice)



# If Anatoliy Hrytsenko and Petro Poroshenko made it to a second round in the March 2019 presidential elections, for whom would you vote?

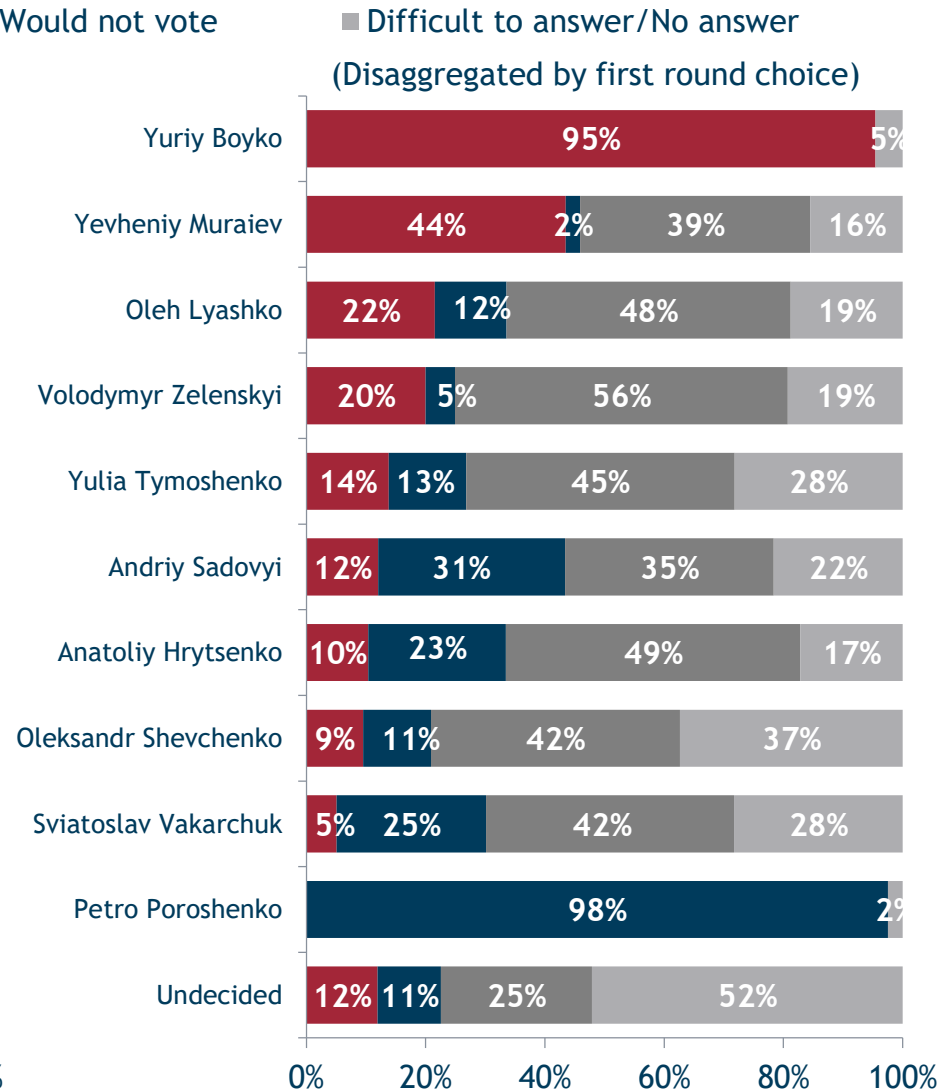
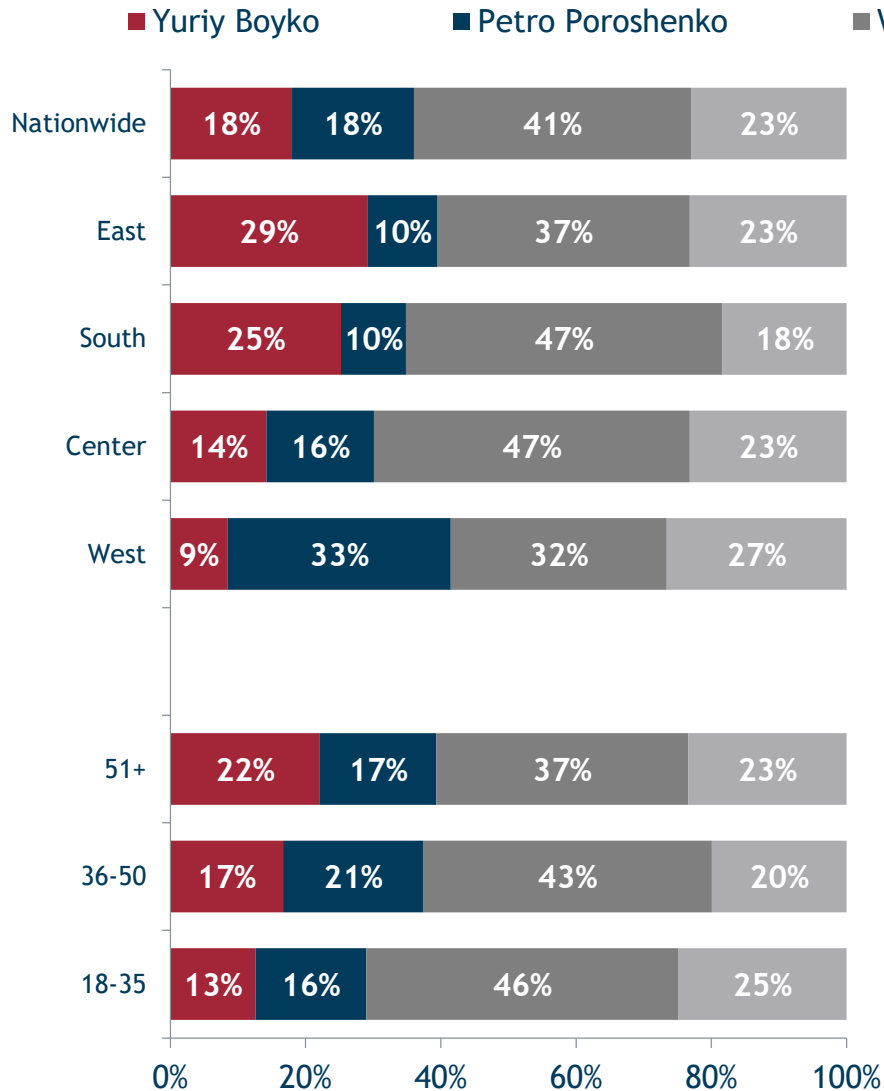


# If Petro Poroshenko and Volodymyr Zelenskyi made it to a second round in the March 2019 presidential elections, for whom would you vote?

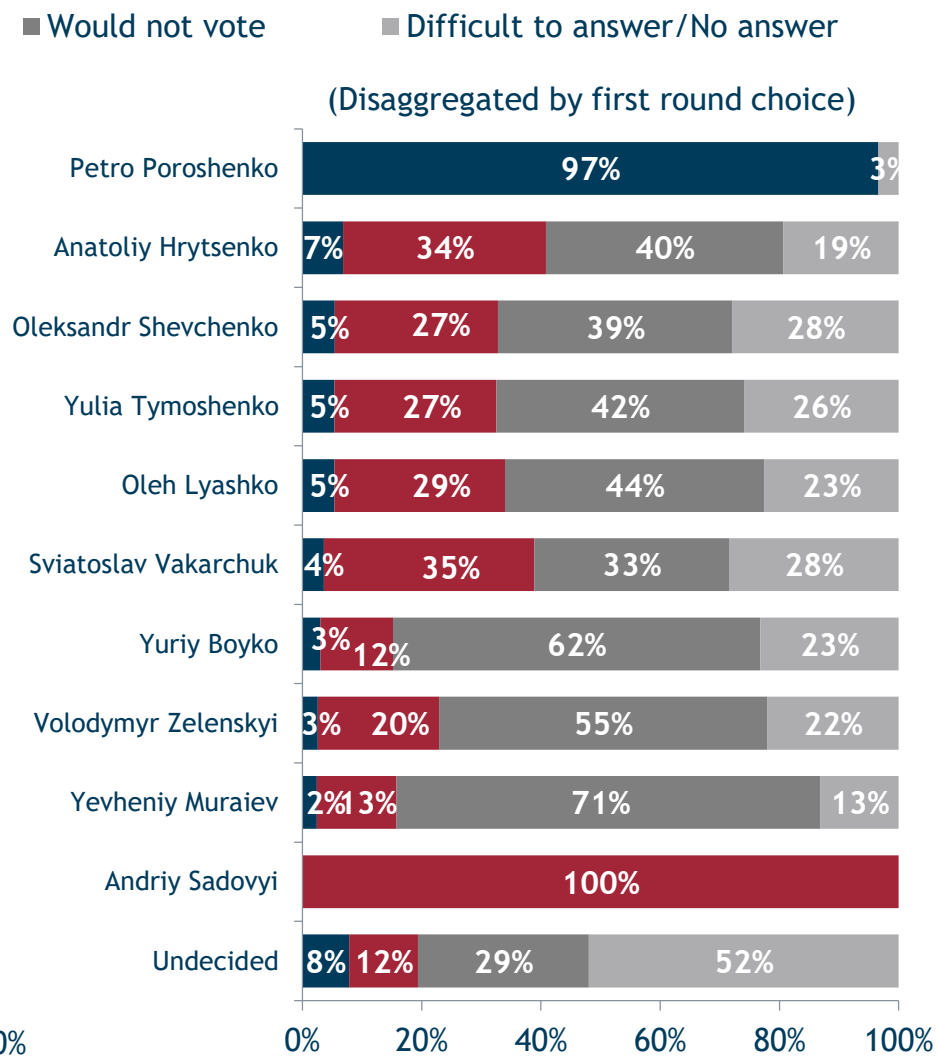
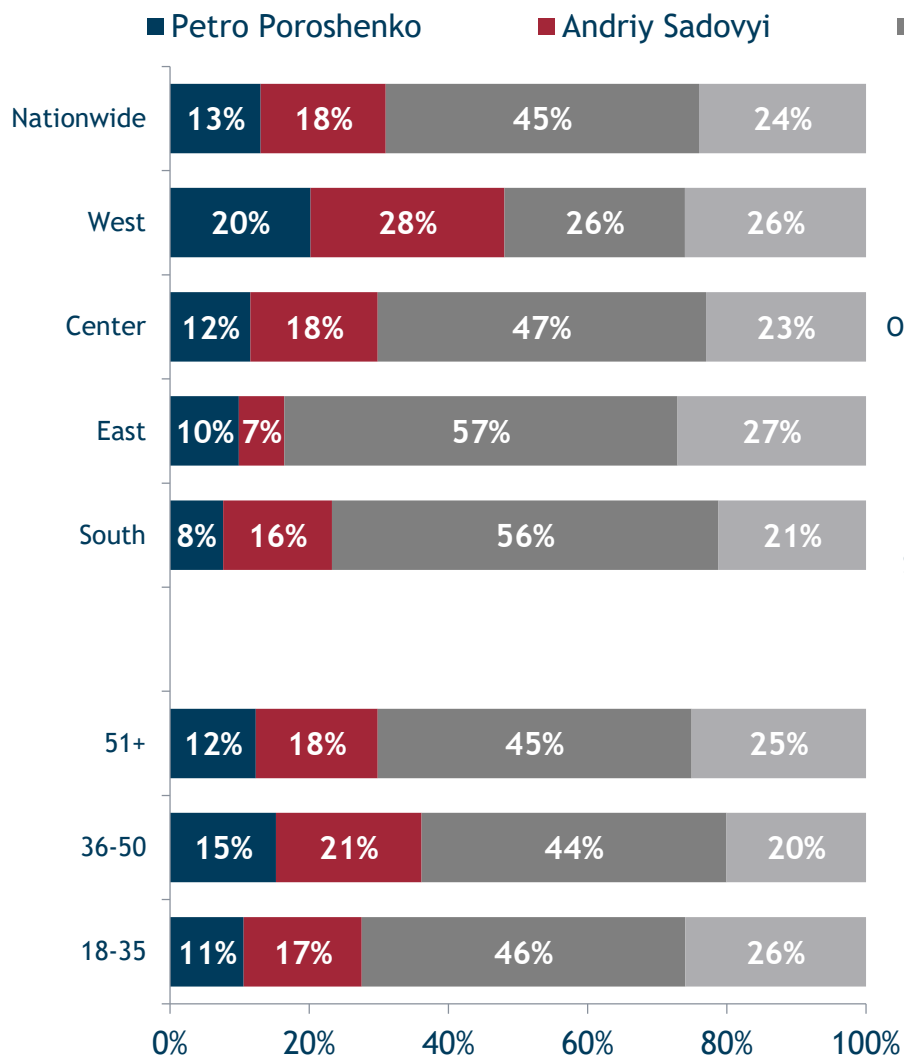




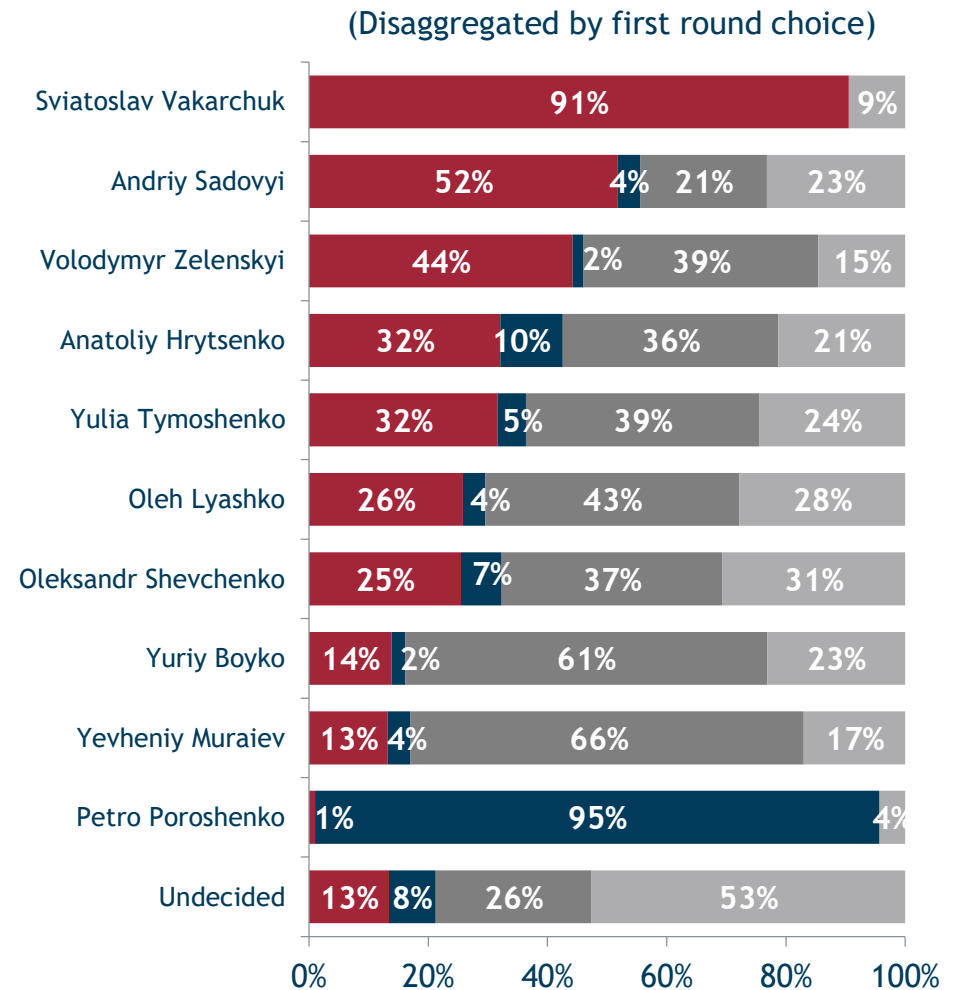
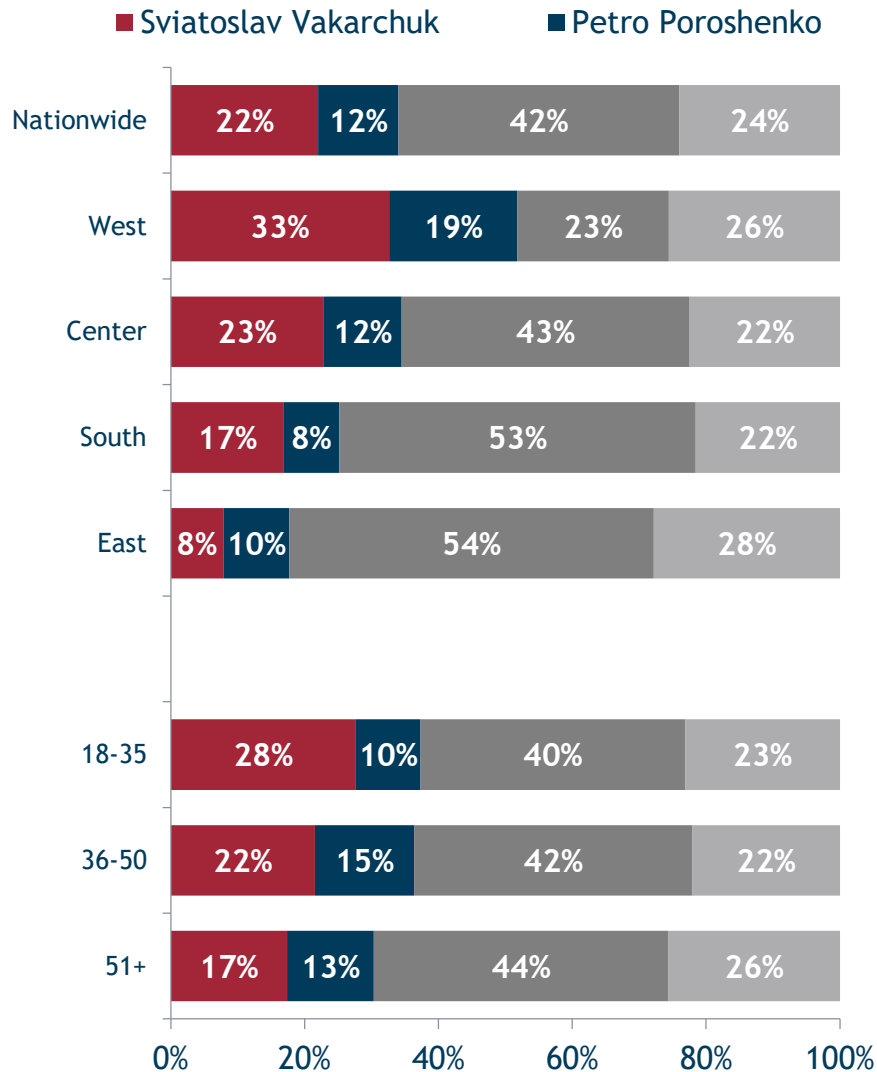
# If Yuriy Boyko and Petro Poroshenko made it to a second round in the March 2019 presidential elections, for whom would you vote?



# If Petro Poroshenko and Andriy Sadovyi made it to a second round in the March 2019 presidential elections, for whom would you vote?



# If Sviatoslav Vakarchuk and Petro Poroshenko made it to a second round in the March 2019 presidential elections, for whom would you vote?



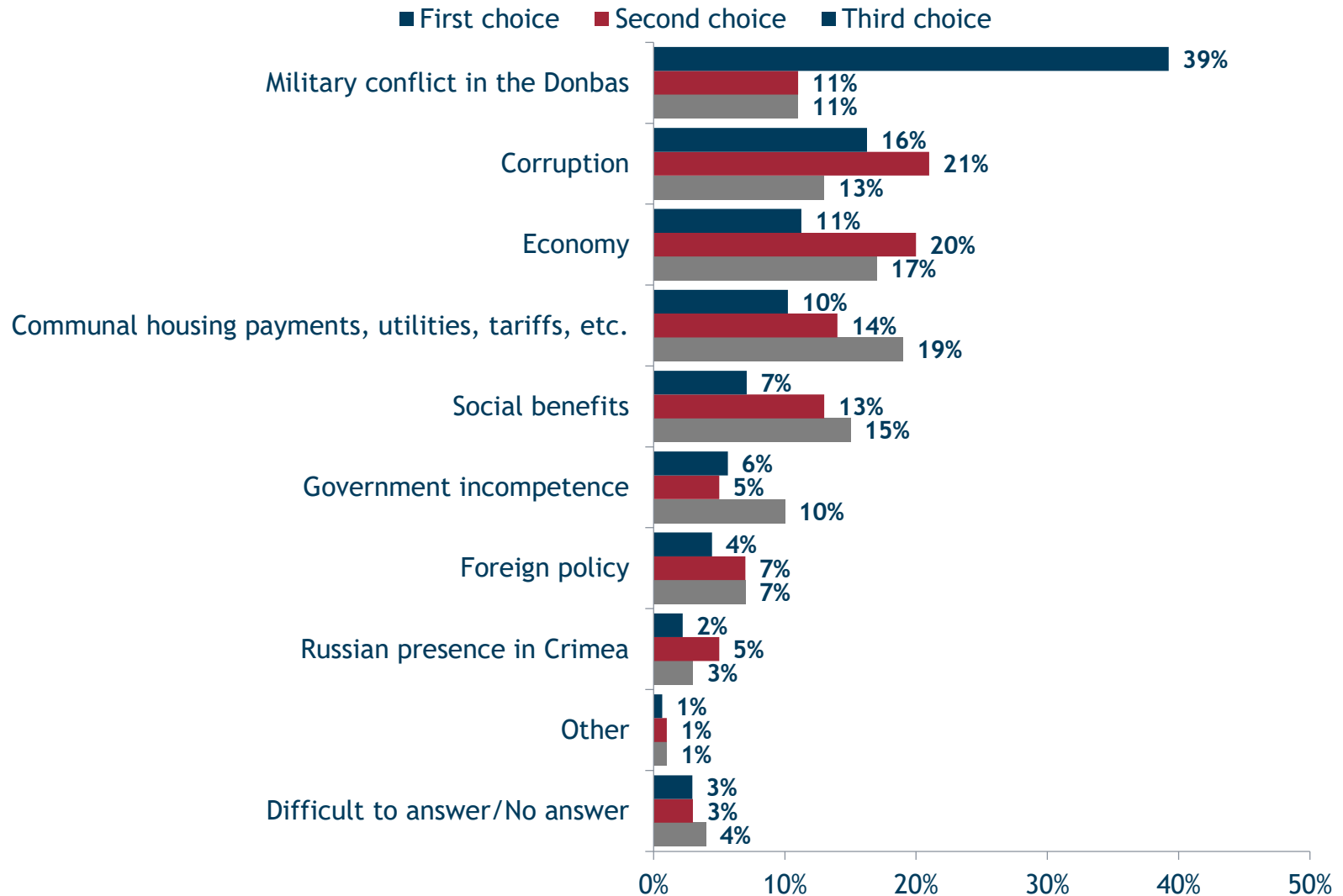


# Reasons for Candidate Selection

---



# When making your decision on whom to vote for in the upcoming presidential elections, currently scheduled for March 31, 2019, which issues influence your vote the most?



# When making your decision on whom to vote for in the upcoming presidential elections, currently scheduled for March 31, 2019, which issues influence your vote the most?

(First choice; disaggregated by age, region)

	18-35	36-50	51+	West	Center	South	East
Military conflict in the Donbas	39%	41%	38%	40%	44%	37%	33%
Corruption	16%	17%	16%	21%	18%	14%	9%
Economy	12%	12%	11%	12%	11%	10%	12%
Communal housing payments, utilities, tariffs, etc.	9%	8%	12%	8%	9%	13%	13%
Social benefits	6%	4%	10%	6%	5%	10%	9%
Government incompetence	5%	7%	5%	4%	6%	5%	8%
Foreign policy	5%	4%	4%	1%	3%	8%	7%
Russian presence in Crimea	3%	3%	2%	3%	2%	1%	2%
Other	1%	-	1%	1%	-	1%	1%
Difficult to answer/No answer	3%	4%	2%	3%	2%	1%	7%

# When making your decision on whom to vote for in the upcoming presidential elections, currently scheduled for March 2019, which issue influences your vote the most?

(First choice; disaggregated by first choice in presidential election)

	Yuriy Boyko	Sviatoslav Vakarchuk	Anatoliy Hrytsenko	Volodymyr Zelenskyi	Oleh Lyashko	Yevheniy Muratsev	Petro Poroshenko	Andriy Sadovyi	Yulia Tymoshenko	Oleksandr Shevchenko	Would not vote	Undecided
Military conflict in the Donbas	36%	35%	53%	35%	37%	37%	55%	42%	40%	25%	31%	41%
Corruption	16%	30%	13%	19%	18%	12%	8%	23%	19%	20%	14%	16%
Economy	13%	11%	9%	12%	11%	12%	13%	12%	12%	16%	9%	12%
Communal housing payments, utilities, tariffs, etc.	14%	7%	7%	8%	9%	13%	6%	2%	12%	13%	10%	13%
Social benefits	8%	7%	7%	6%	12%	11%	3%	10%	9%	2%	8%	5%
Government incompetence	5%	4%	5%	8%	6%	6%	3%	6%	3%	10%	9%	3%
Foreign policy	5%	2%	3%	6%	4%	6%	10%	4%	2%	4%	3%	4%
Russian presence in Crimea	2%	4%	3%	4%	1%	3%	3%	2%	2%	5%	1%	2%
Other	-	-	-	1%	1%	-	-	-	1%	2%	1%	1%
Difficult to answer/No answer	1%	-	1%	3%	1%	-	-	-	-	4%	12%	5%

# Which presidential candidate do you think is the best on the following issues?

	Improving the economy	Improving social protection for the poor	Defending Ukraine's territorial integrity	Combatting corruption within state bodies
Yulia Tymoshenko	17%	15%	11%	12%
Yuriy Boyko	9%	8%	6%	6%
Volodymyr Zelenskyi	6%	8%	6%	8%
Petro Poroshenko	8%	6%	10%	5%
Anatoliy Hrytsenko	5%	6%	11%	6%
Oleh Lyashko	5%	7%	5%	5%
Andriy Sadovyi	2%	2%	2%	2%
Sviatoslav Vakarchuk	2%	3%	2%	3%
Other	7%	6%	7%	7%
None of them	25%	26%	26%	32%
Difficult to answer/No answer	13%	13%	14%	15%



# Which presidential candidate do you think is the best on improving the economy?

(Disaggregated by age, region)

	18-35	36-50	51+	West	Center	South	East
Yulia Tymoshenko	15%	17%	19%	18%	20%	18%	11%
Yuriy Boyko	5%	7%	13%	4%	8%	11%	17%
Petro Poroshenko	8%	8%	9%	13%	9%	4%	7%
Volodymyr Zelenskyi	12%	6%	2%	4%	8%	7%	4%
Anatoliy Hrytsenko	3%	5%	7%	8%	6%	3%	4%
Oleh Lyashko	4%	4%	7%	5%	6%	5%	3%
Andriy Sadovyi	2%	4%	2%	4%	2%	1%	2%
Sviatoslav Vakarchuk	3%	1%	1%	3%	2%	1%	1%
Other	6%	8%	8%	5%	9%	4%	12%
None of them	27%	28%	21%	20%	21%	34%	26%
Difficult to answer/No answer	15%	13%	12%	15%	11%	13%	15%

# Which presidential candidate do you think is the best on improving the economy?

(Disaggregated by first choice in presidential election)

	Yuriy Boyko	Sviatoslav Vakarchuk	Anatoliy Hrytsenko	Volodymyr Zelenskyi	Oleh Lyashko	Yevheniy Muraiev	Petro Poroshenko	Andriy Sadovyi	Yulia Tymoshenko	Oleksandr Shevchenko	Would not vote	Undecided
Yuriy Boyko	91%	-	1%	2%	-	19%	-	-	1%	1%	1%	5%
Sviatoslav Vakarchuk	-	58%	-	-	-	-	-	2%	-	-	-	1%
Anatoliy Hrytsenko	-	2%	64%	1%	-	-	3%	-	1%	4%	-	2%
Volodymyr Zelenskyi	1%	-	-	58%	-	3%	-	-	-	3%	1%	1%
Oleh Lyashko	-	2%	2%	1%	76%	1%	-	-	-	1%	-	1%
Petro Poroshenko	-	2%	2%	2%	1%	1%	81%	2%	-	1%	-	3%
Andriy Sadovyi	1%	2%	2%	-	-	-	-	80%	-	3%	-	1%
Yulia Tymoshenko	3%	9%	7%	7%	9%	4%	4%	6%	94%	6%	1%	8%
Other	2%	-	2%	1%	1%	49%	-	2%	-	35%	2%	2%
None of them	3%	16%	7%	8%	5%	18%	3%	4%	2%	32%	84%	42%
Difficult to answer/No answer	1%	9%	14%	19%	8%	5%	6%	4%	2%	12%	10%	33%

# Which presidential candidate do you think is the best on improving social protection for the poor?

(Disaggregated by age, region)

	18-35	36-50	51+	West	Center	South	East
Yulia Tymoshenko	13%	14%	18%	14%	19%	16%	8%
Volodymyr Zelenskyi	15%	9%	3%	7%	10%	10%	4%
Yuriy Boyko	4%	6%	12%	3%	7%	10%	17%
Oleh Lyashko	5%	6%	9%	8%	7%	8%	3%
Anatoliy Hrytsenko	4%	5%	8%	10%	6%	3%	5%
Petro Poroshenko	4%	7%	6%	8%	7%	3%	4%
Sviatoslav Vakarchuk	5%	2%	2%	5%	3%	1%	1%
Andriy Sadovyi	2%	3%	2%	4%	3%	1%	2%
Other	5%	8%	7%	4%	8%	3%	11%
None of them	28%	29%	22%	21%	22%	33%	29%
Difficult to answer/No answer	14%	12%	13%	17%	10%	11%	17%

# Which presidential candidate do you think is the best on improving social protection for the poor?

(Disaggregated by first choice in presidential election)

	Yuriy Boyko	Sviatoslav Vakarchuk	Anatoliy Hrytsenko	Volodymyr Zelenskyi	Oleh Lyashko	Yevheniy Muraiev	Petro Poroshenko	Andriy Sadovyi	Yulia Tymoshenko	Oleksandr Shevchenko	Would not vote	Undecided
Yuriy Boyko	85%	-	2%	1%	-	19%	-	-	1%	-	1%	4%
Sviatoslav Vakarchuk	-	73%	2%	3%	-	-	2%	4%	1%	1%	-	1%
Anatoliy Hrytsenko	1%	2%	63%	-	1%	-	4%	-	2%	6%	-	2%
Volodymyr Zelenskyi	2%	2%	2%	67%	2%	1%	1%	4%	2%	3%	2%	3%
Oleh Lyashko	1%	4%	4%	3%	82%	1%	2%	2%	3%	4%	1%	3%
Petro Poroshenko	-	2%	2%		-	-	59%	2%	-	-	-	2%
Andriy Sadovyi	1%	4%	1%	1%	-	-	2%	72%	-	4%	-	-
Yulia Tymoshenko	3%	7%	6%	3%	2%	4%	6%	4%	85%	6%	-	9%
Other	2%	-	1%	1%	-	44%	1%	-	-	31%	2%	3%
None of them	3%	2%	7%	7%	4%	22%	10%	8%	3%	34%	84%	43%
Difficult to answer/No answer	3%	5%	11%	13%	9%	8%	12%	4%	4%	10%	10%	30%

# Which presidential candidate do you think is the best on defending Ukraine's territorial integrity?

(Disaggregated by age, region)

	18-35	36-50	51+	West	Center	South	East
Yulia Tymoshenko	10%	11%	12%	10%	13%	11%	7%
Anatoliy Hrytsenko	8%	10%	13%	18%	11%	5%	7%
Petro Poroshenko	10%	10%	11%	13%	11%	9%	8%
Yuriy Boyko	3%	4%	10%	2%	5%	8%	13%
Volodymyr Zelenskyi	12%	6%	2%	4%	7%	9%	3%
Oleh Lyashko	3%	4%	7%	7%	5%	5%	2%
Sviatoslav Vakarchuk	3%	2%	1%	2%	2%	1%	1%
Andriy Sadovyi	1%	3%	1%	2%	1%	1%	2%
Other	5%	9%	6%	5%	8%	4%	11%
None of them	29%	28%	22%	19%	24%	33%	27%
Difficult to answer/No answer	16%	13%	15%	18%	12%	13%	18%

# Which presidential candidate do you think is the best on defending Ukraine's territorial integrity?

(Disaggregated by first choice in presidential election)

	Yuriy Boyko	Sviatoslav Vakarchuk	Anatoliy Hrytsenko	Volodymyr Zelenskyi	Oleh Lyashko	Yevheniy Muraiev	Petro Poroshenko	Andriy Sadovyi	Yulia Tymoshenko	Oleksandr Shevchenko	Would not vote	Undecided
Yuriy Boyko	72%	-	1%	1%	1%	9%	-	-	1%	-	1%	2%
Sviatoslav Vakarchuk	-	55%	1%	1%	-	-	1%	4%	-	1%	-	-
Anatoliy Hrytsenko	4%	13%	79%	5%	4%	6%	5%	14%	7%	6%	2%	9%
Volodymyr Zelenskyi	-	5%	1%	56%	2%	-	-	-	1%	4%	1%	1%
Oleh Lyashko	1%	-	2%	1%	66%	1%	-	-	3%	6%	-	2%
Petro Poroshenko	2%	4%	2%	3%	1%	3%	81%	4%	3%	9%	1%	8%
Andriy Sadovyi	1%	-	-	-	1%	-	-	61%	-	-	-	-
Yulia Tymoshenko	2%	-	1%	-	3%	4%	2%	-	72%	4%	-	2%
Other	2%	-	1%	1%	-	45%	-	-	1%	28%	2%	3%
None of them	6%	9%	6%	14%	7%	27%	3%	4%	4%	30%	83%	39%
Difficult to answer/No answer	9%	15%	4%	17%	15%	5%	6%	12%	9%	12%	10%	34%

# Which presidential candidate do you think is the best on combatting corruption within state bodies?

(Disaggregated by age, region)

	18-35	36-50	51+	West	Center	South	East
Yulia Tymoshenko	9%	12%	13%	12%	14%	12%	7%
Volodymyr Zelenskyi	15%	8%	3%	6%	9%	10%	5%
Anatoliy Hrytsenko	4%	6%	8%	8%	8%	3%	5%
Yuriy Boyko	2%	4%	9%	2%	4%	6%	12%
Oleh Lyashko	3%	4%	7%	5%	6%	6%	3%
Petro Poroshenko	4%	6%	6%	7%	5%	4%	5%
Sviatoslav Vakarchuk	5%	2%	2%	5%	3%	1%	2%
Andriy Sadovyi	2%	3%	2%	2%	3%	1%	2%
Other	5%	8%	7%	6%	7%	4%	11%
None of them	34%	33%	29%	28%	29%	39%	34%
Difficult to answer/No answer	16%	14%	14%	19%	12%	13%	17%

# Which presidential candidate do you think is the best on combatting corruption within state bodies?

(Disaggregated by first choice in presidential election)

	Yuriy Boyko	Sviatoslav Vakarchuk	Anatoliy Hrytsenko	Volodymyr Zelenskyi	Oleh Lyashko	Yevheniy Muraiev	Petro Poroshenko	Andriy Sadovyi	Yulia Tymoshenko	Oleksandr Shevchenko	Would not vote	Undecided
Yuriy Boyko	65%	-	1%	-	-	8%	1%	-	-	-	1%	1%
Sviatoslav Vakarchuk	1%	64%	4%	1%	-	-	4%	2%	1%	3%	-	1%
Anatoliy Hrytsenko	1%	2%	64%	1%	1%	-	5%	4%	2%	4%	-	3%
Volodymyr Zelenskyi	2%	4%	1%	68%	1%	4%	1%	6%	1%	4%	1%	2%
Oleh Lyashko	-	-	3%	1%	70%	1%	1%	-	2%	4%	-	2%
Petro Poroshenko	-	-	1%	-	1%	1%	54%	2%	1%	-	-	1%
Andriy Sadovyi	1%	-	2%	-	1%	1%	1%	52%	1%	3%	1%	1%
Yulia Tymoshenko	2%	2%	2%	1%	7%	1%	2%	2%	75%	6%	-	1%
Other	2%	-	2%	-	-	42%	-	4%	-	31%	2%	4%
None of them	15%	16%	13%	12%	10%	31%	16%	12%	9%	38%	85%	50%
Difficult to answer/No answer	11%	13%	7%	15%	10%	10%	14%	16%	8%	6%	10%	31%



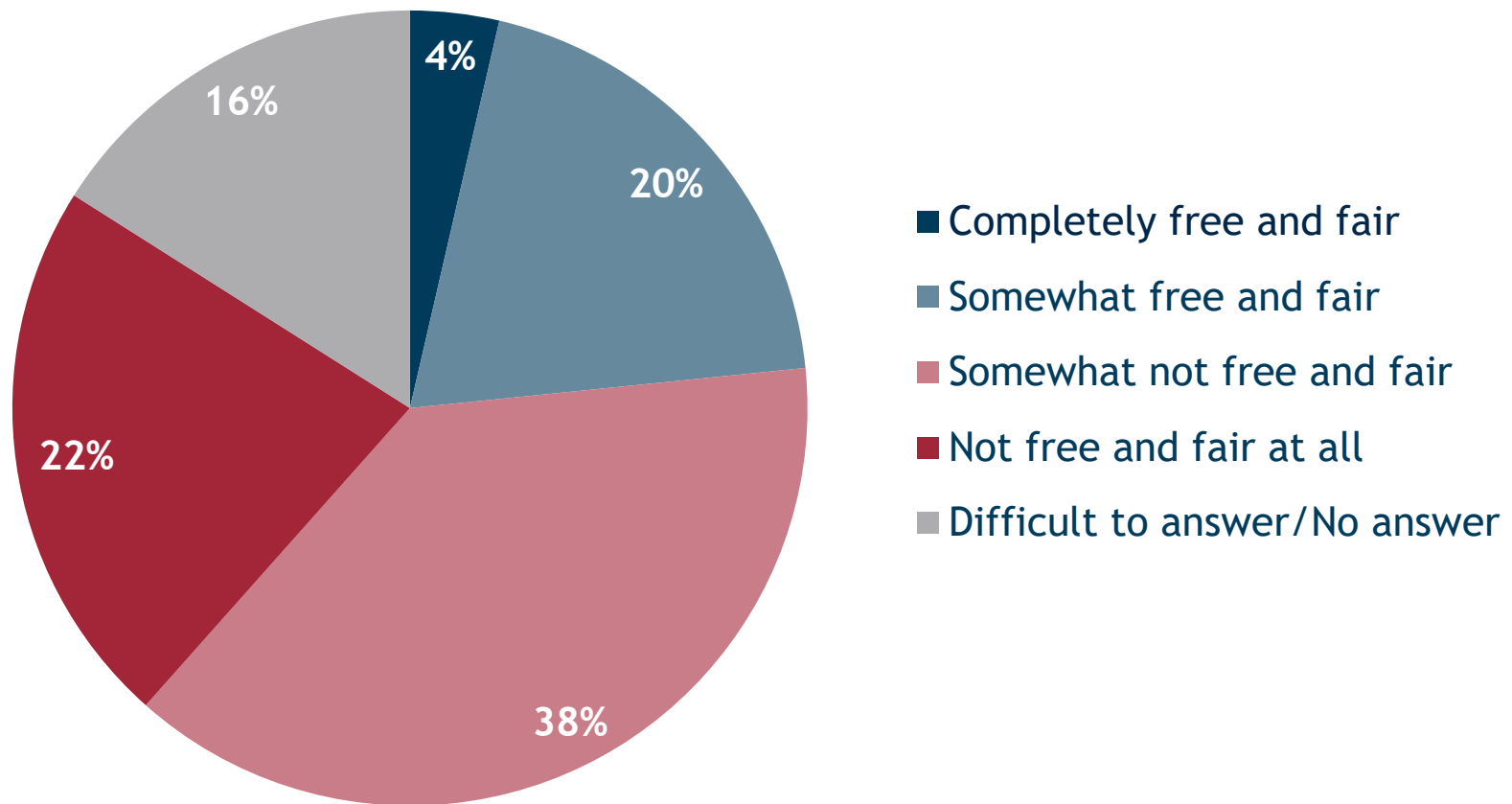


# Expectations of Elections

---

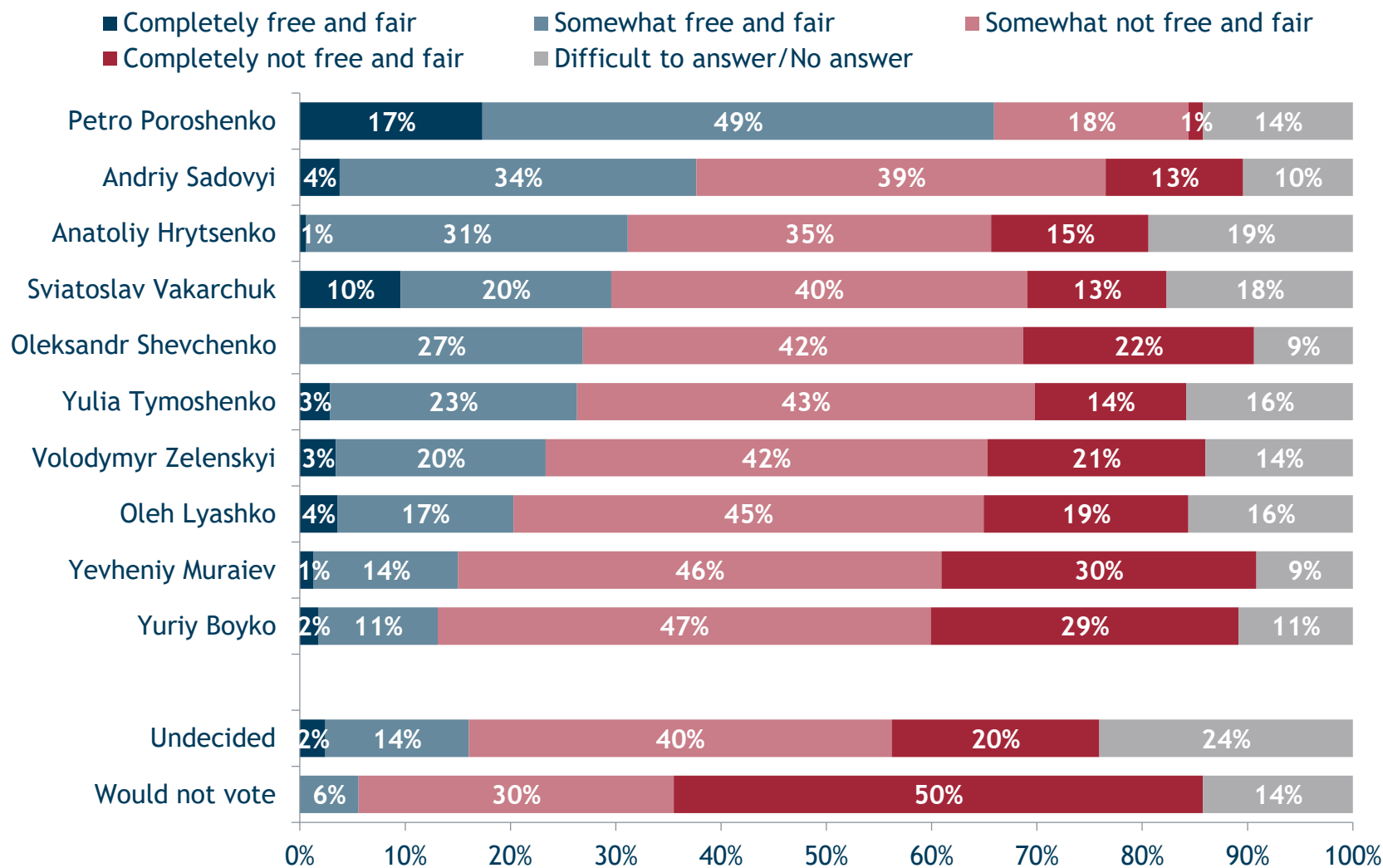


Do you believe that the upcoming presidential elections, currently scheduled for March 31, 2019, will be free and fair?

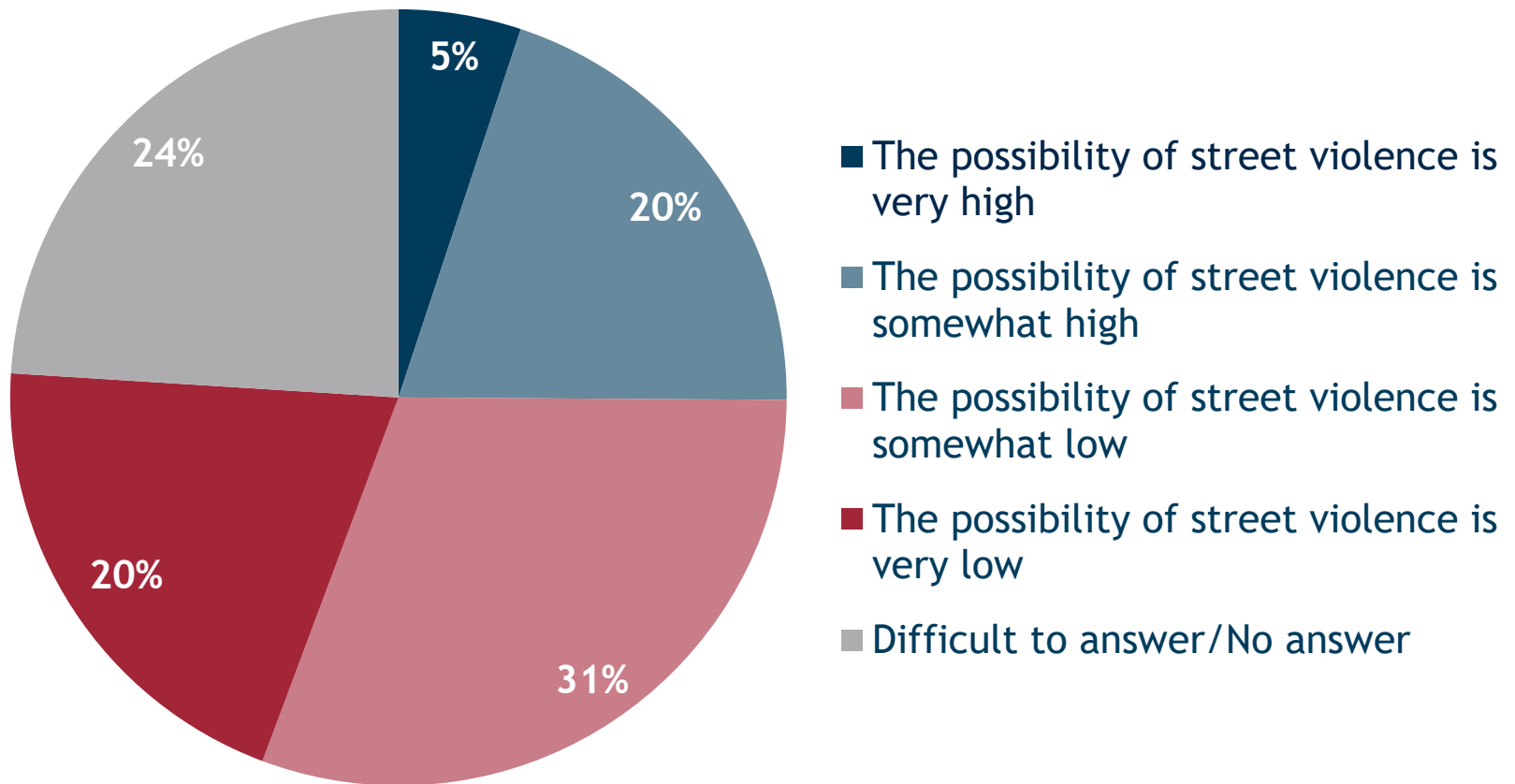


# Do you believe that the upcoming presidential elections, currently scheduled for March 31, 2019, will be free and fair?

(Disaggregated by first choice in presidential election)

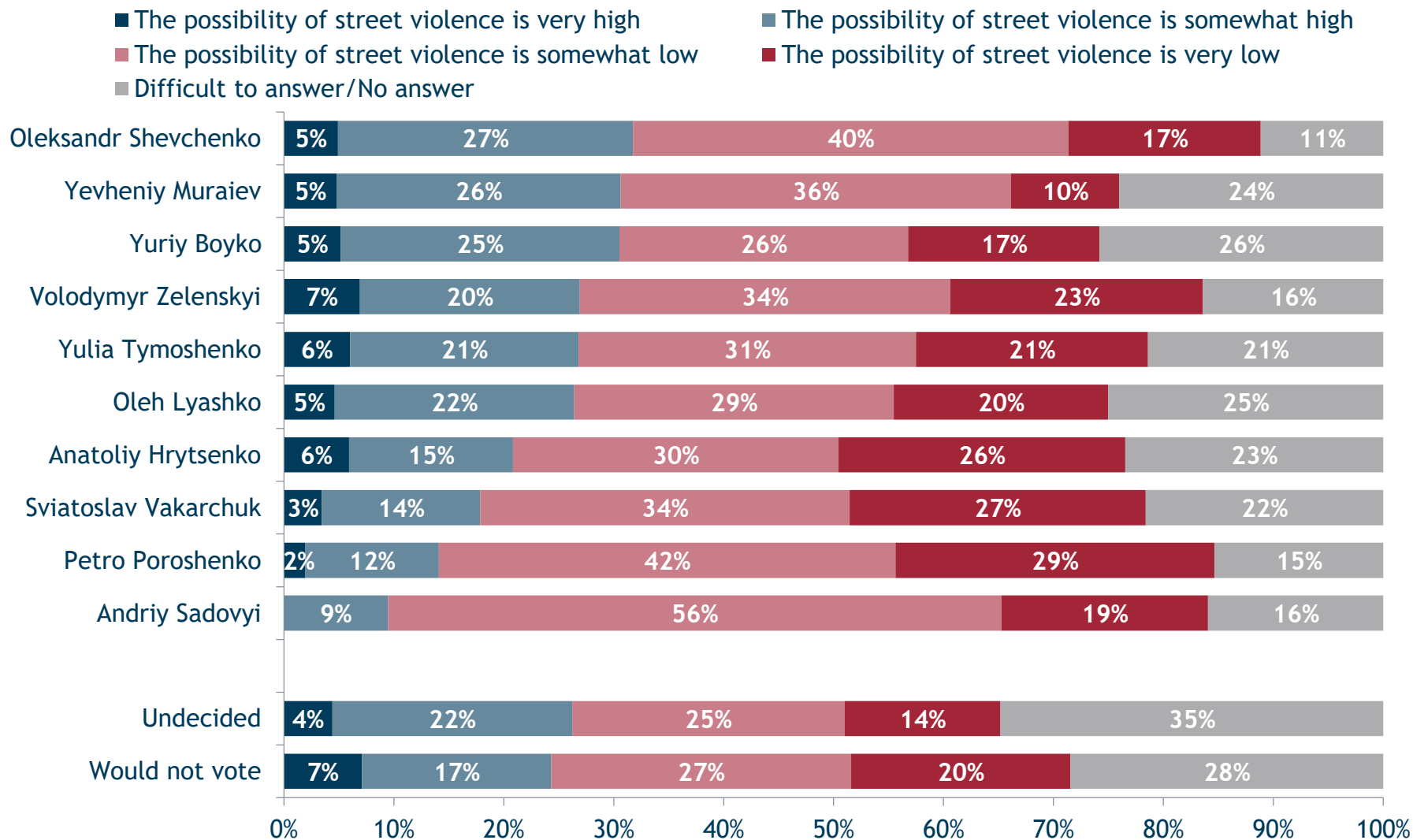


## Do you anticipate street violence in the **run-up** to the March 31, 2019 presidential elections?

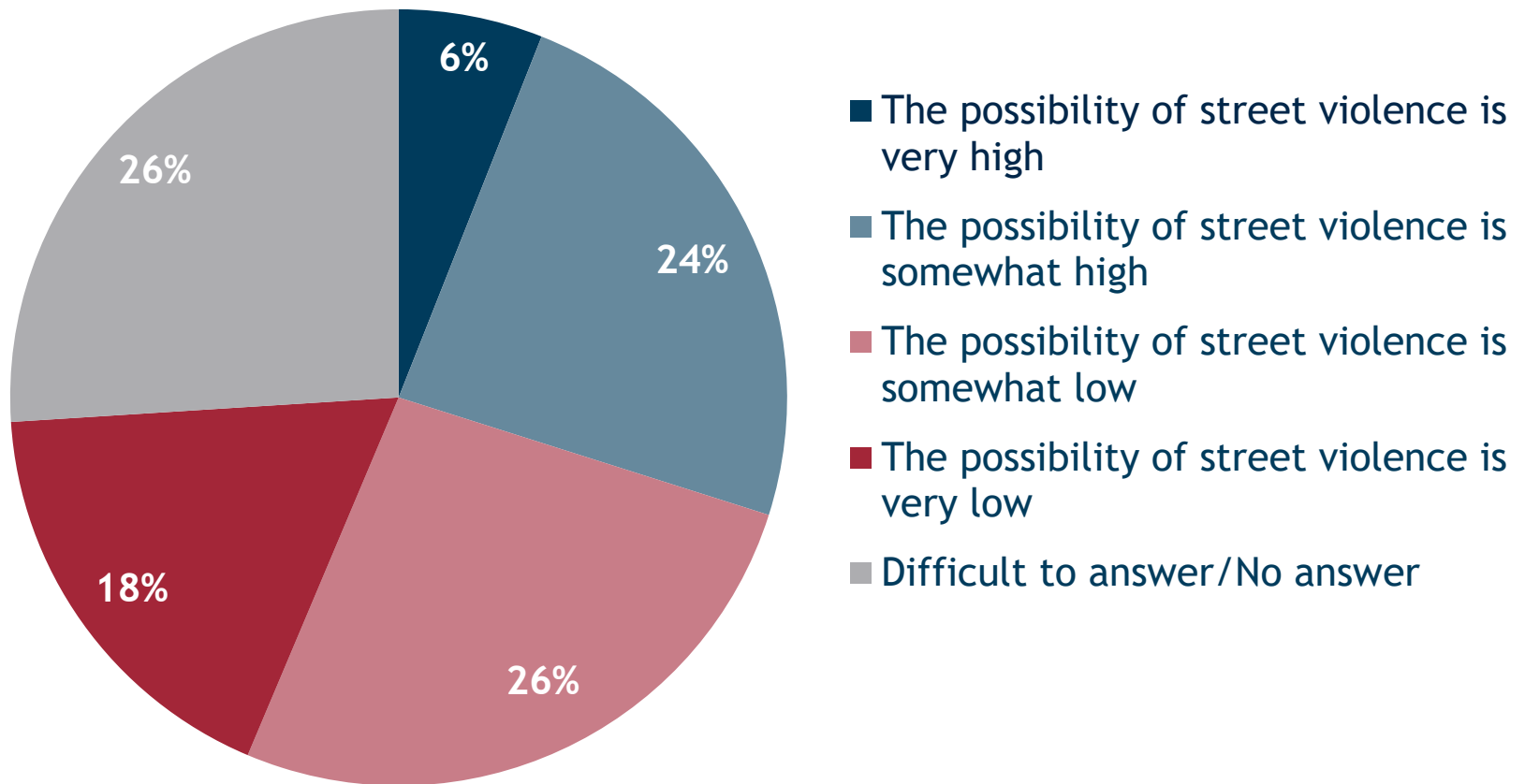


# Do you anticipate street violence in the run-up to the March 31, 2019 presidential elections?

(Disaggregated by first choice in presidential election)

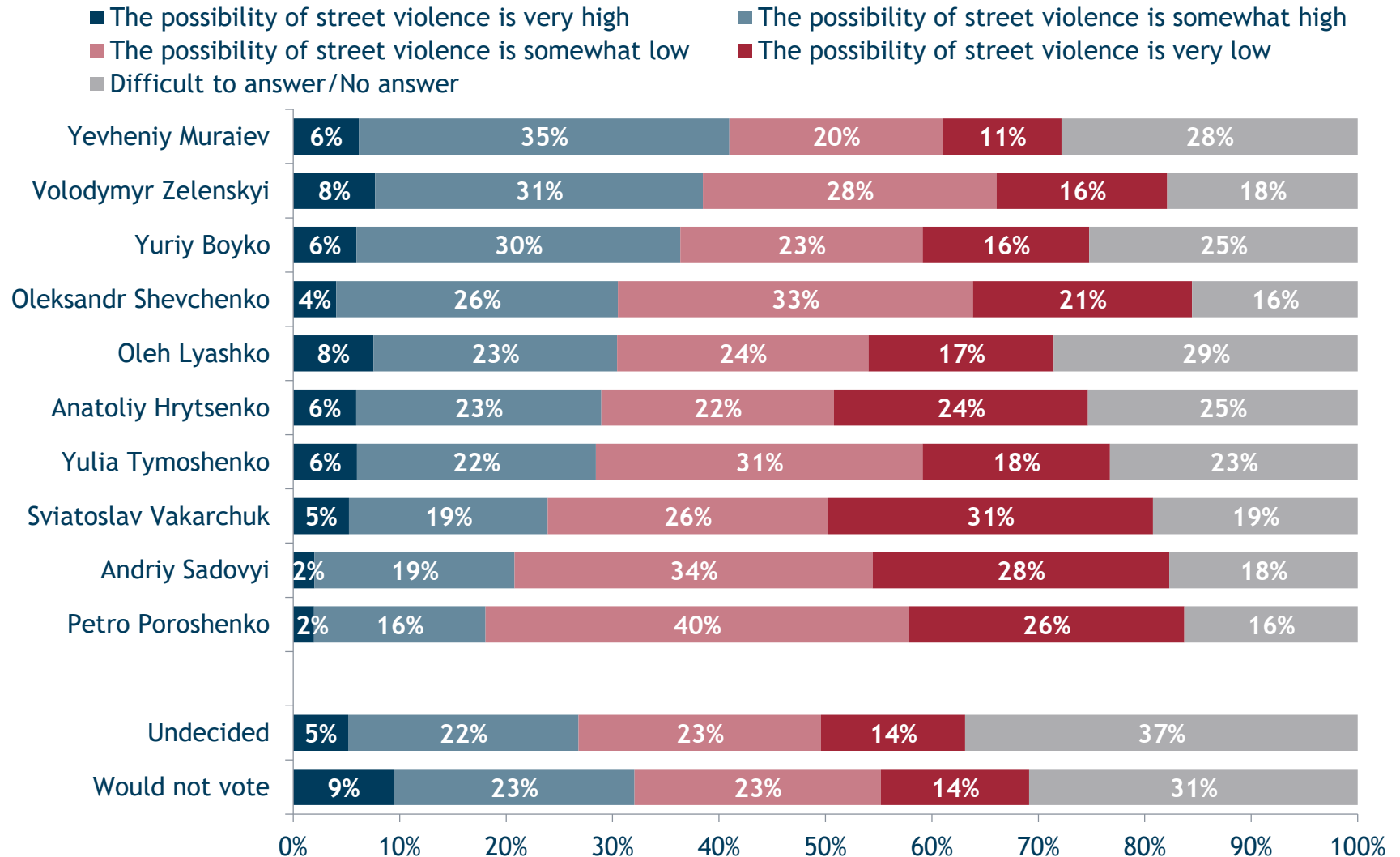


## Do you anticipate street violence in the **aftermath** of the March 31, 2019 presidential elections?



# Do you anticipate street violence in the aftermath of the March 31, 2019 presidential elections?

(Disaggregated by first choice in presidential election)



# Do you anticipate street violence...

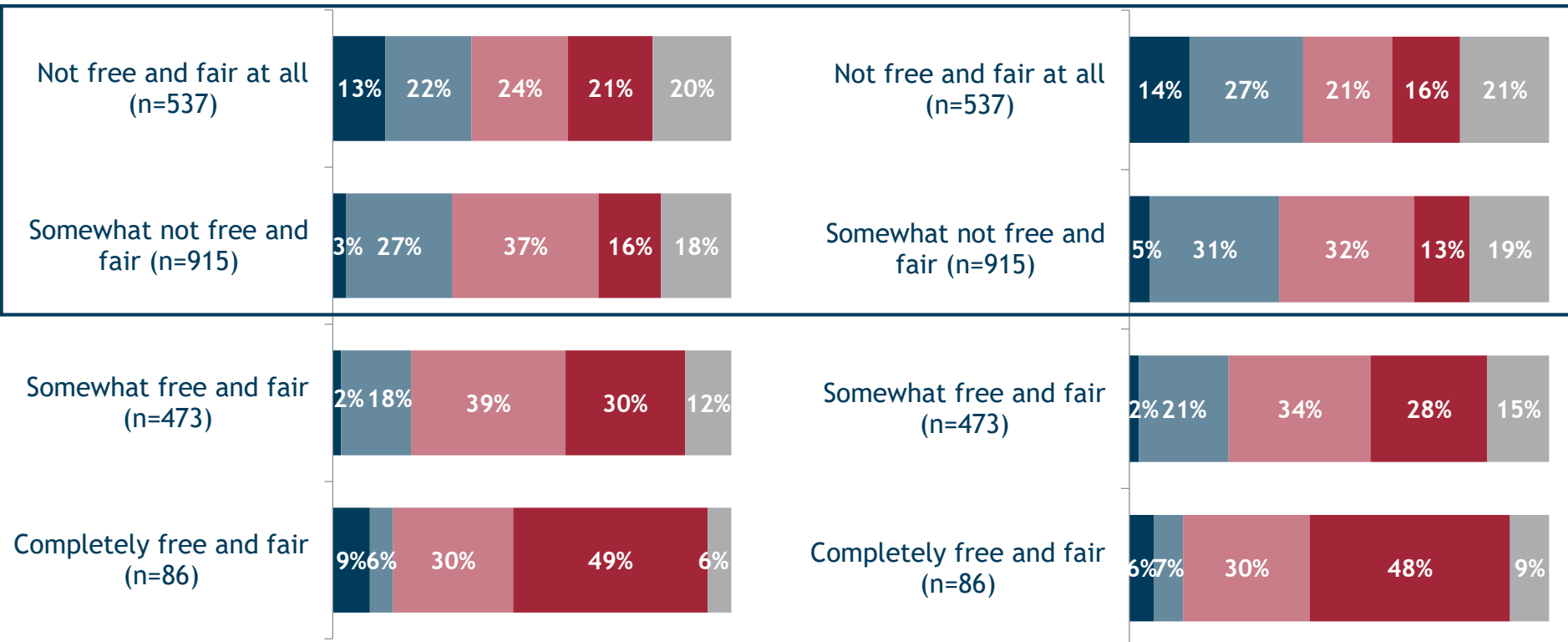
... in the **run-up** to the March 2019 presidential elections?

...in the **aftermath** of the March 2019 presidential elections?

(Disaggregated by belief that the presidential elections will be free and fair)

- The possibility of street violence is very high
- The possibility of street violence is somewhat low
- Difficult to answer/No answer

- The possibility of street violence is somewhat high
- The possibility of street violence is very low





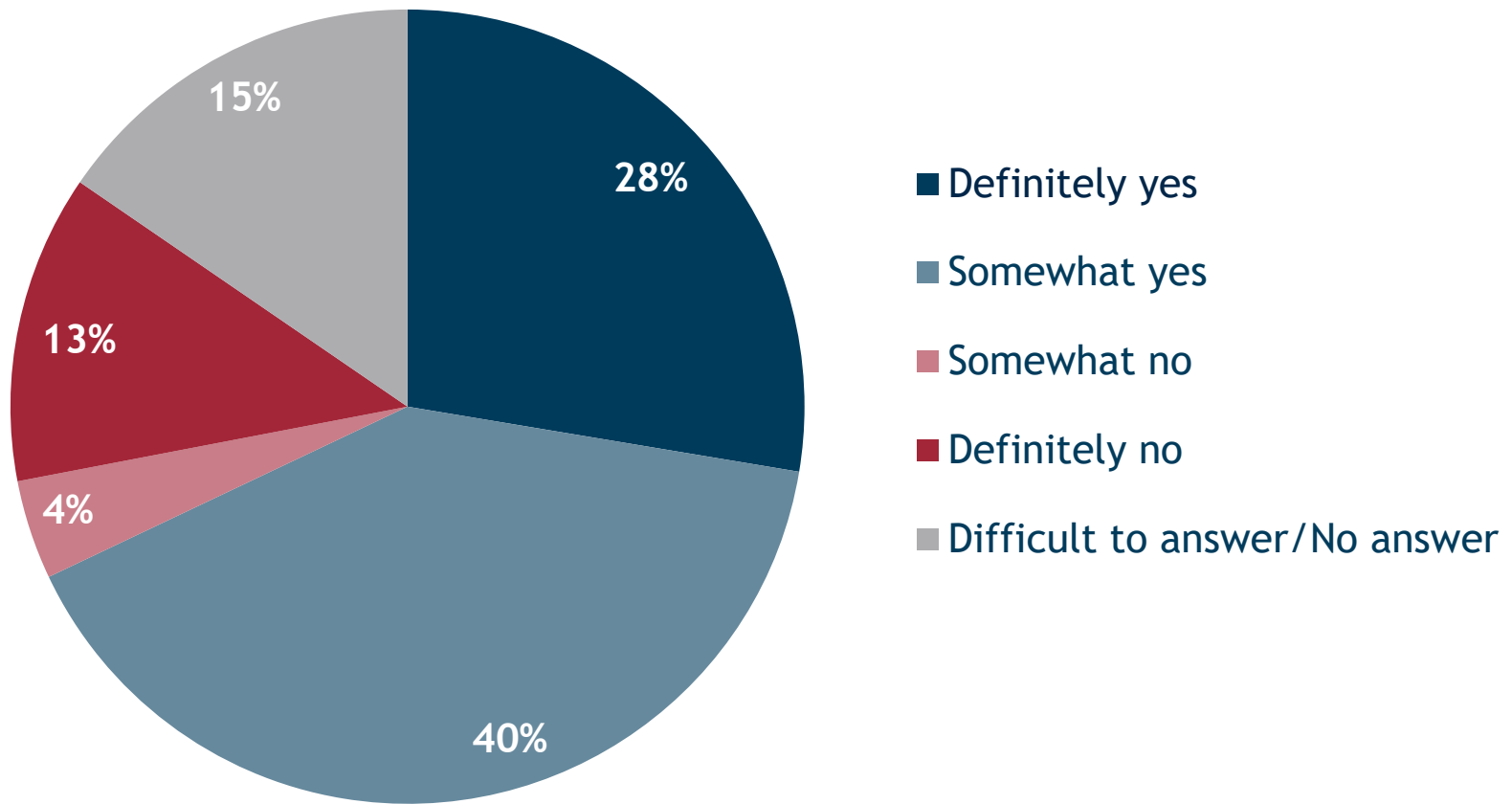


# Parliamentary Elections: October 27, 2019

---

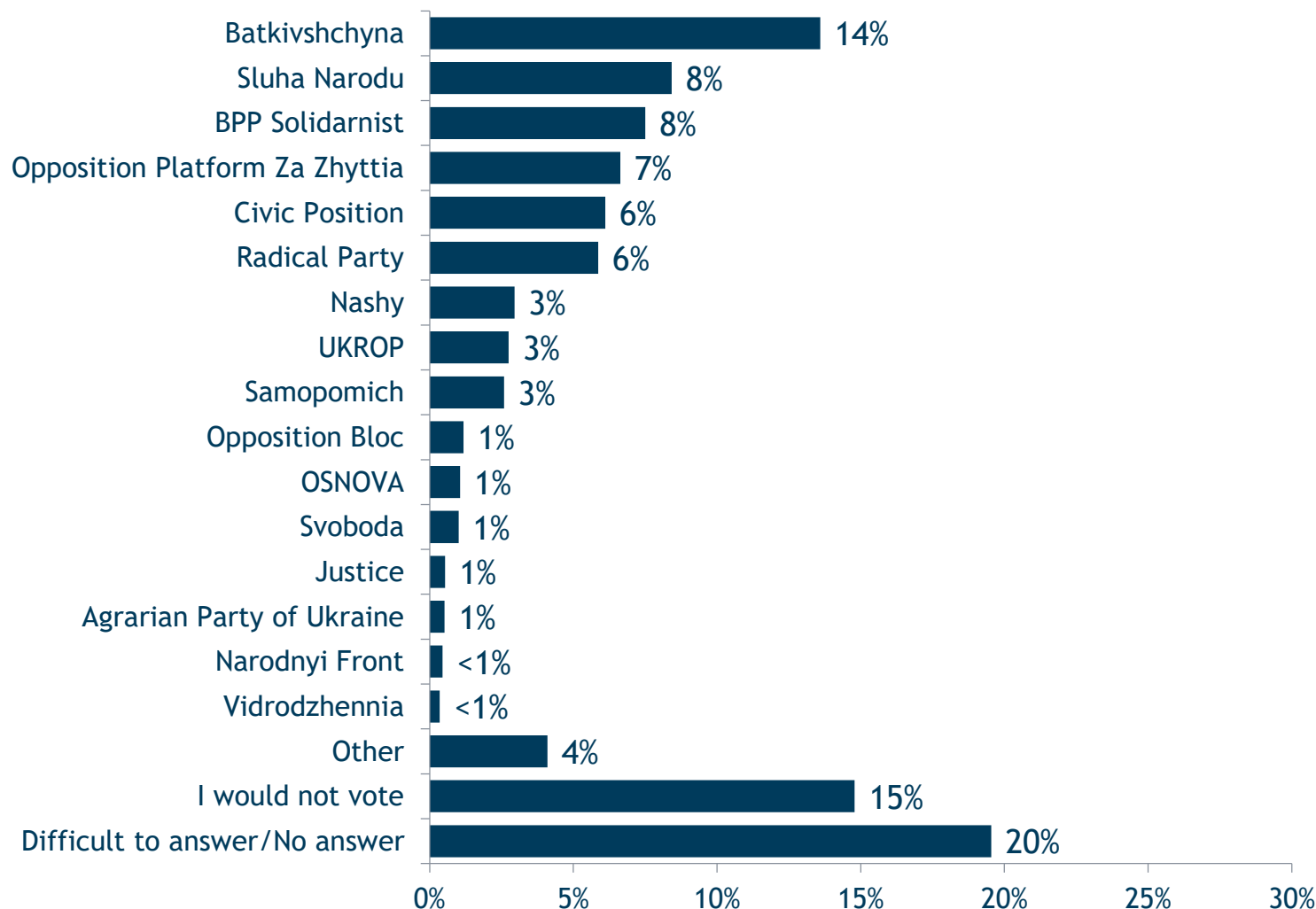


## Do you intend to vote in the parliamentary elections scheduled for October 2019?



# If parliamentary elections were held next Sunday and the following political parties participated in the election, for which political party would you vote?

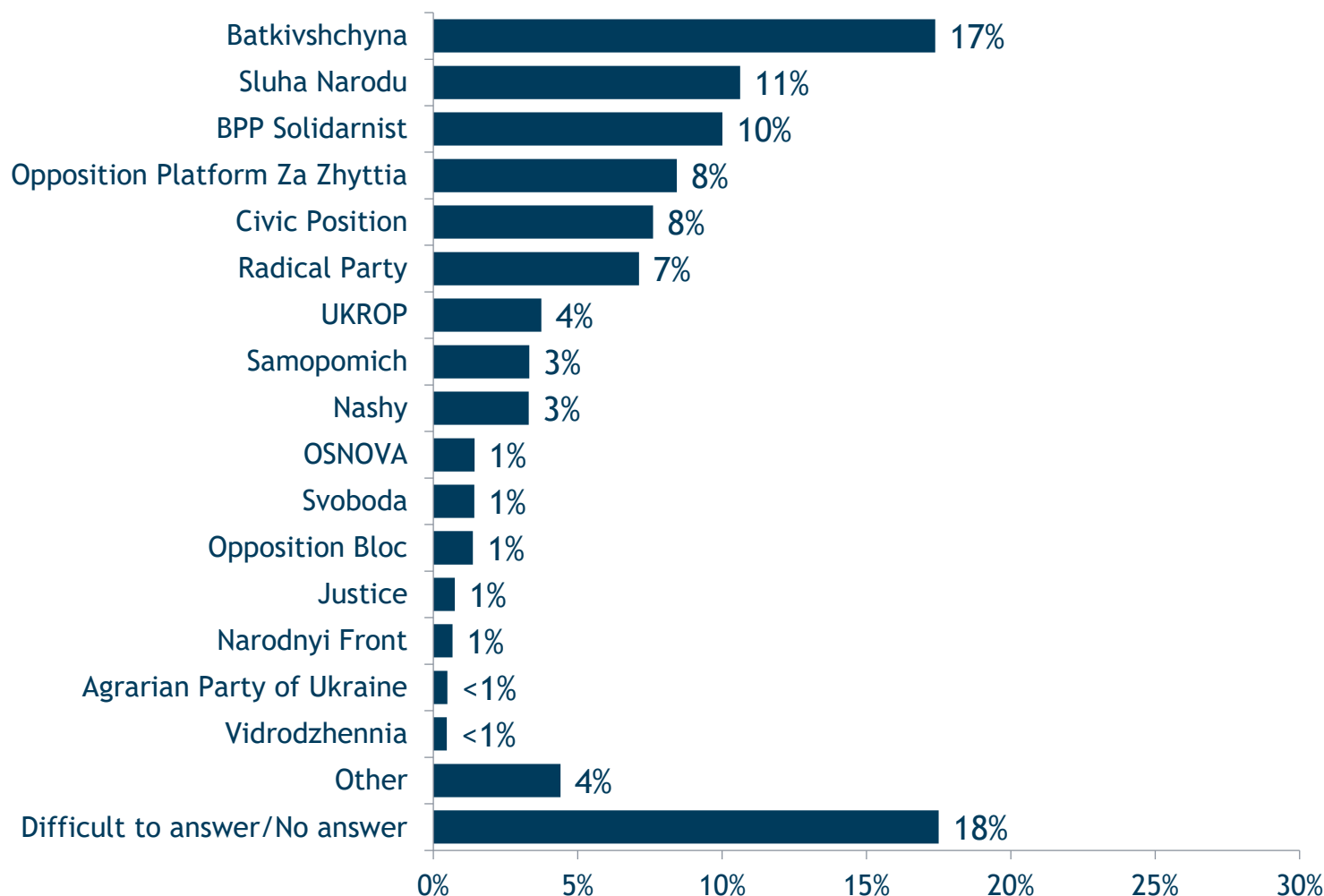
(All respondents)



\*In this survey, IRI replaced “Za Zhyttia” with the new political association, “Opposition Platform - Za Zhyttia” with Boyko mentioned among the leaders. The leaders of Opposition Bloc were listed as Novinskiy and Vilkul.

# If parliamentary elections were held next Sunday and the following political parties participated in the election, for which political party would you vote?

(Among likely voters: n=1,631)



\*In this survey, IRI replaced “Za Zhyttia” with the new political association, “Opposition Platform - Za Zhyttia” with Boyko mentioned among the leaders. The leaders of Opposition Bloc were listed as Novinskiy and Vilkul.

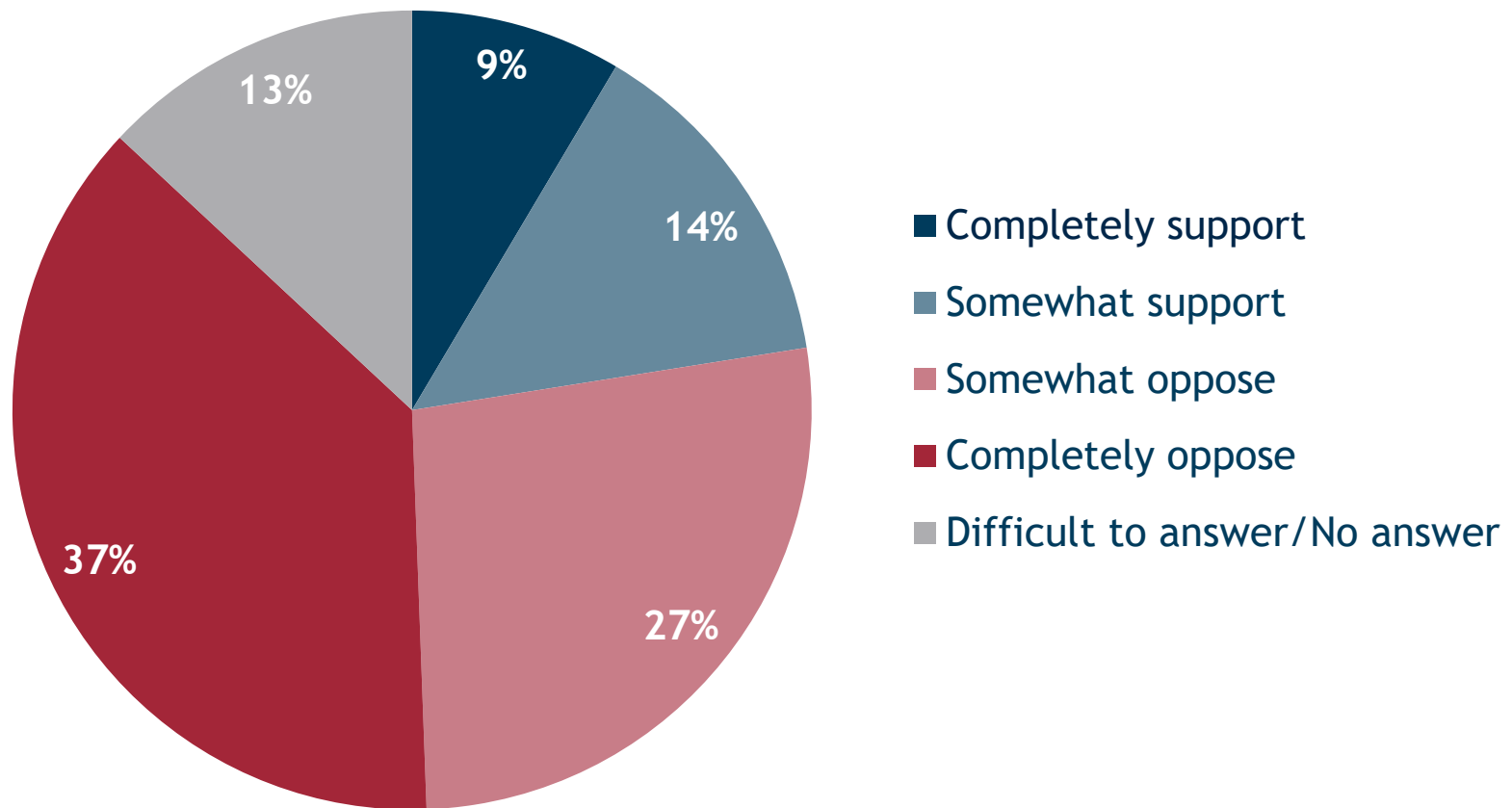


# Introduction of Martial Law

---



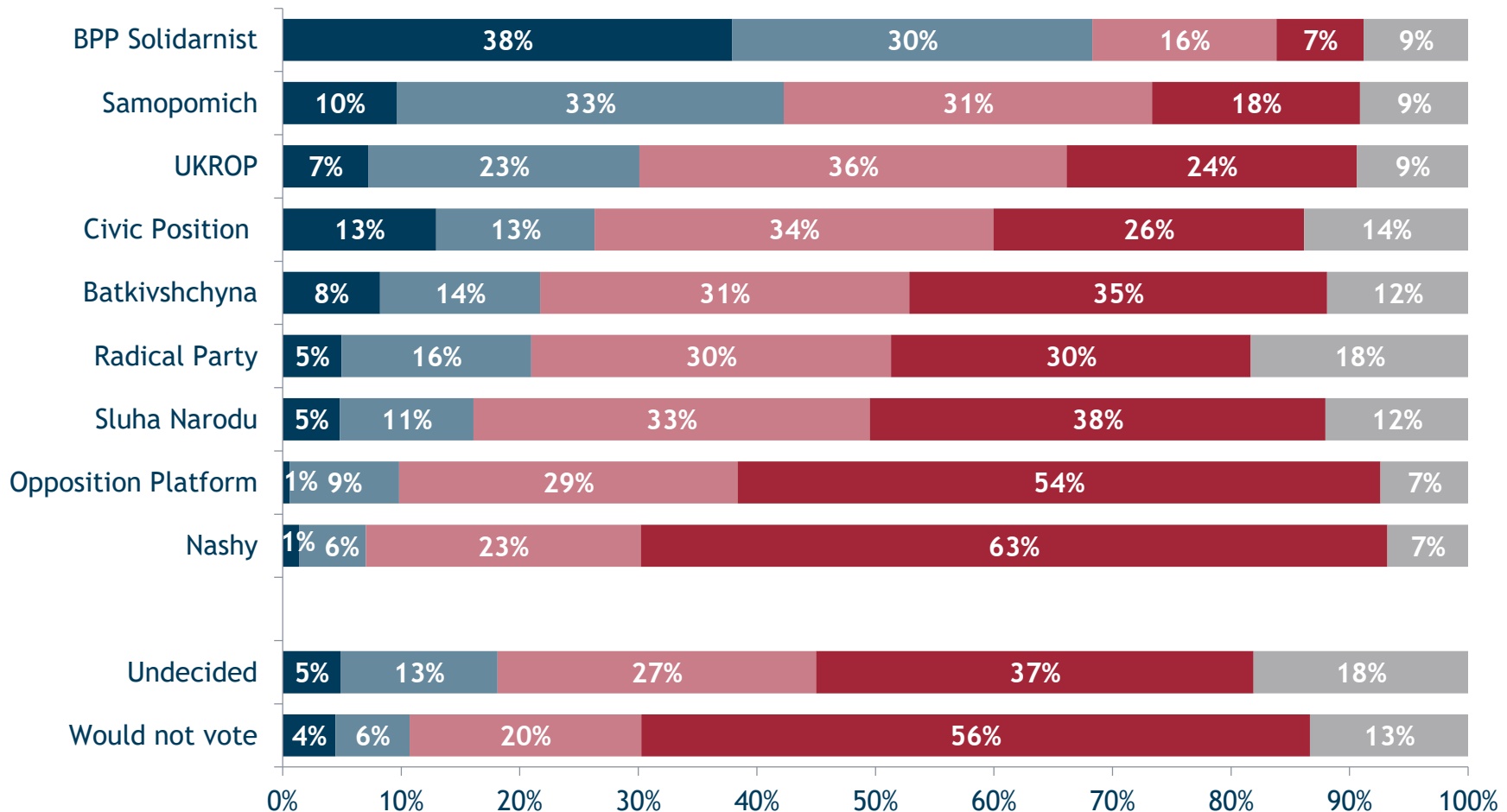
To what extent do you support or oppose the government's decision to introduce a thirty-day period of martial law in Ukraine, beginning effective November 28, 2018?



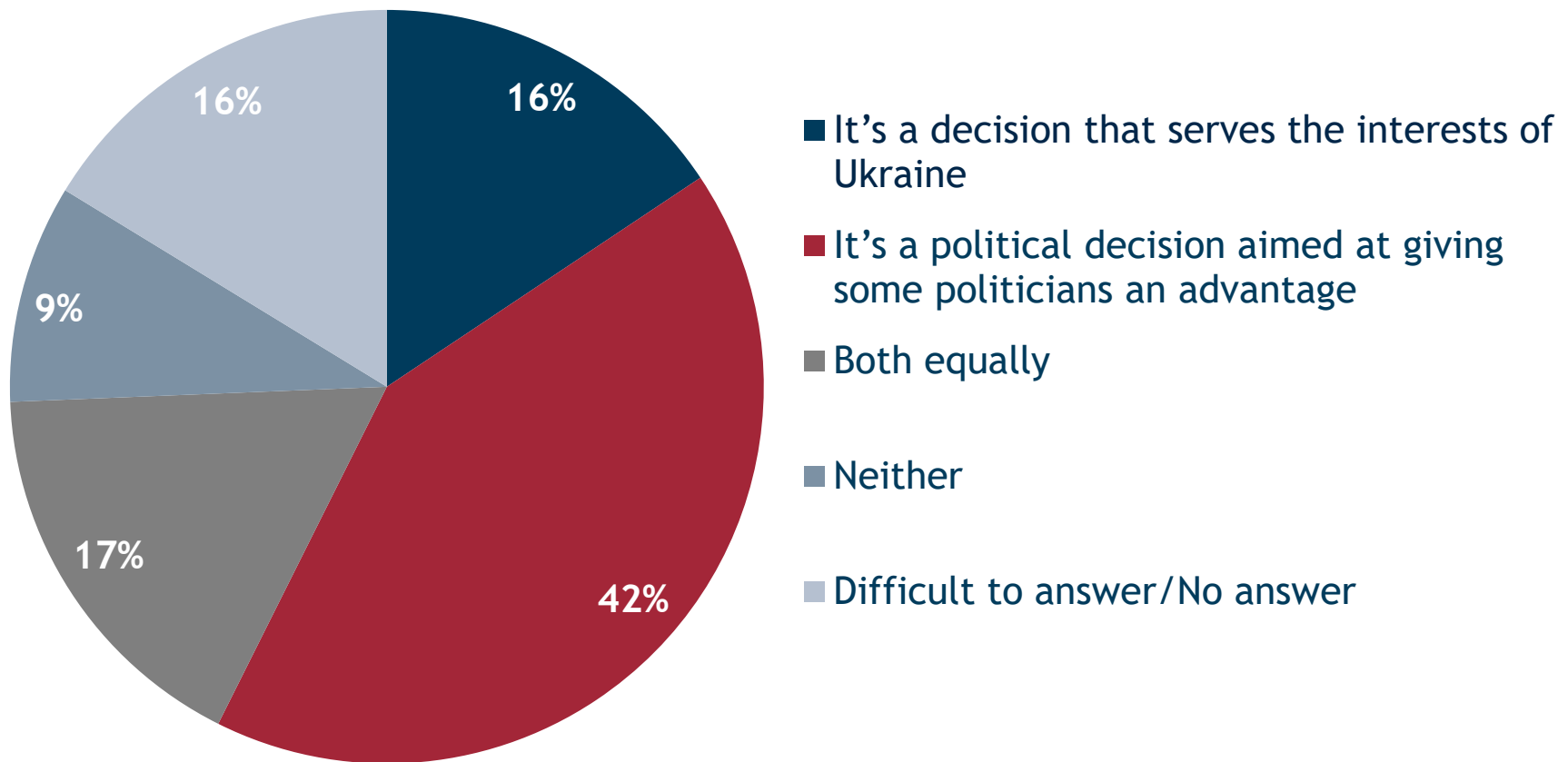
# To what extent do you support or oppose the government's decision to introduce a thirty-day period of martial law in Ukraine, beginning effective November 28, 2018?

(Disaggregated by political party preference)

■ Completely support ■ Somewhat support ■ Somewhat oppose ■ Completely oppose ■ Difficult to answer/No answer



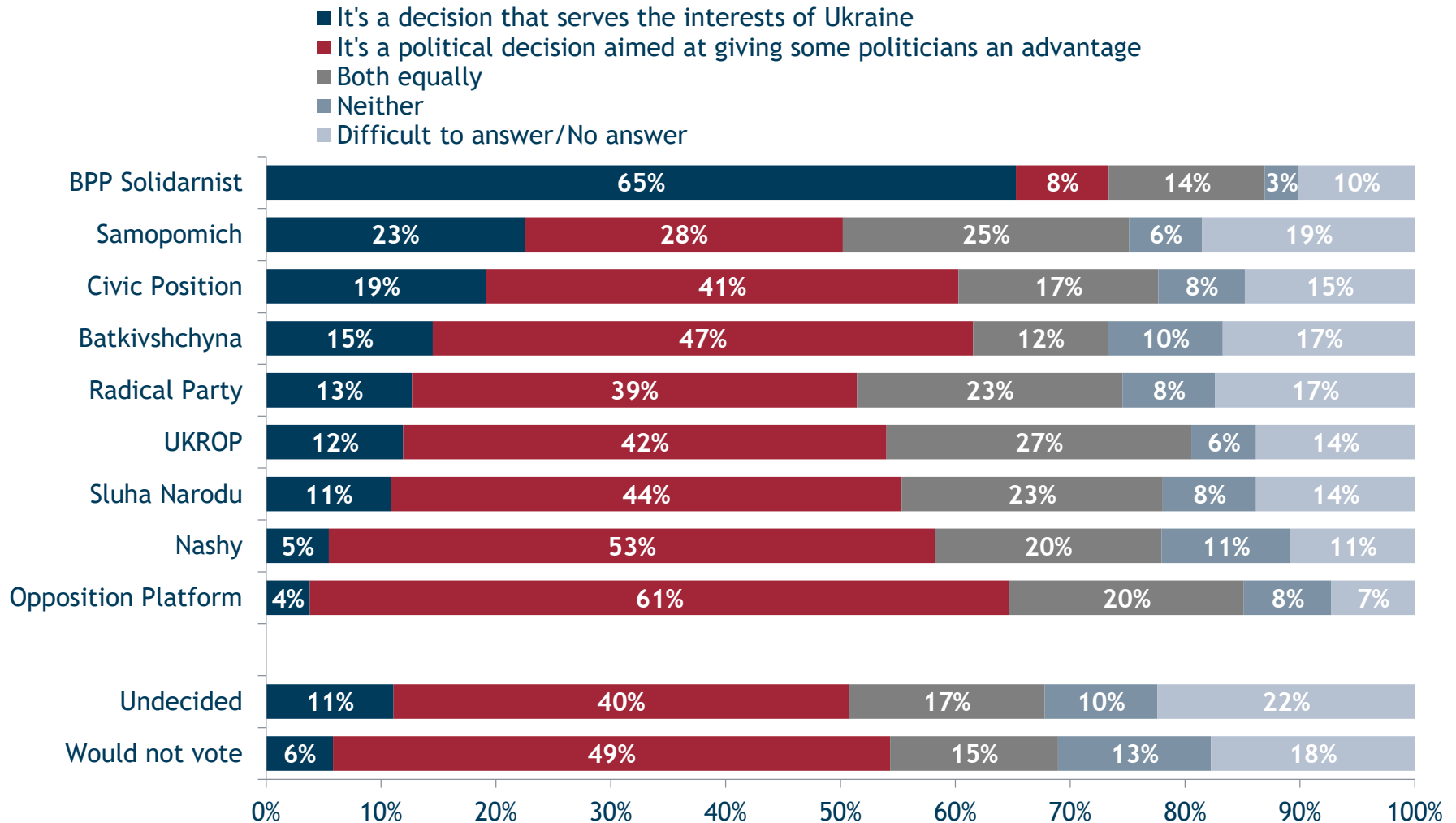
In your opinion, did the introduction of martial law in Ukraine on November 28, 2018 serve the interests of Ukraine or did it represent a political decision aimed at giving some politicians an advantage?





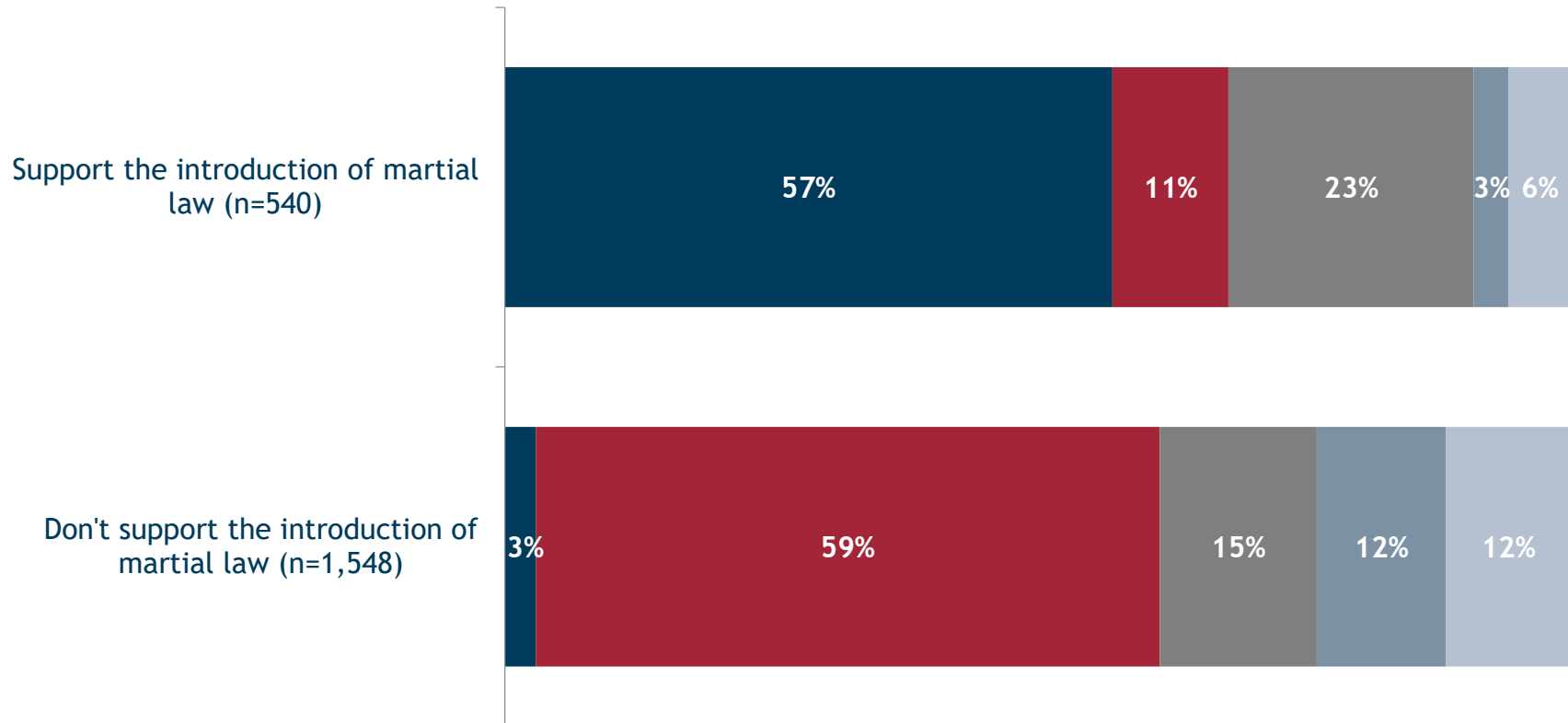
# In your opinion, did the introduction of martial law in Ukraine on November 28, 2018 serve the interests of Ukraine or did it represent a political decision aimed at giving some politicians an advantage?

(Disaggregated by political party preference)

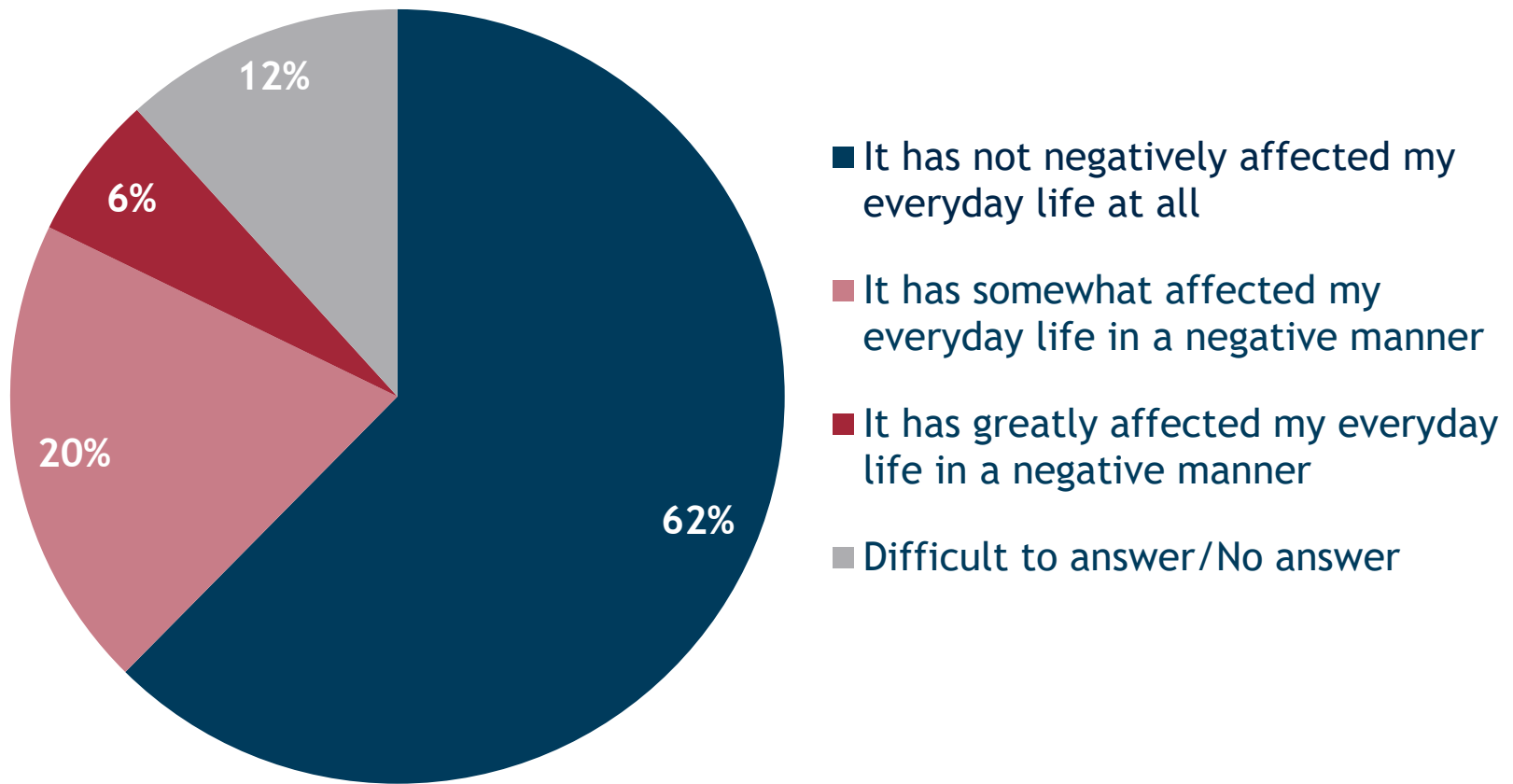


# In your opinion, did the introduction of martial law in Ukraine on November 28, 2018 serve the interests of Ukraine or did it represent a political decision aimed at giving some politicians an advantage?

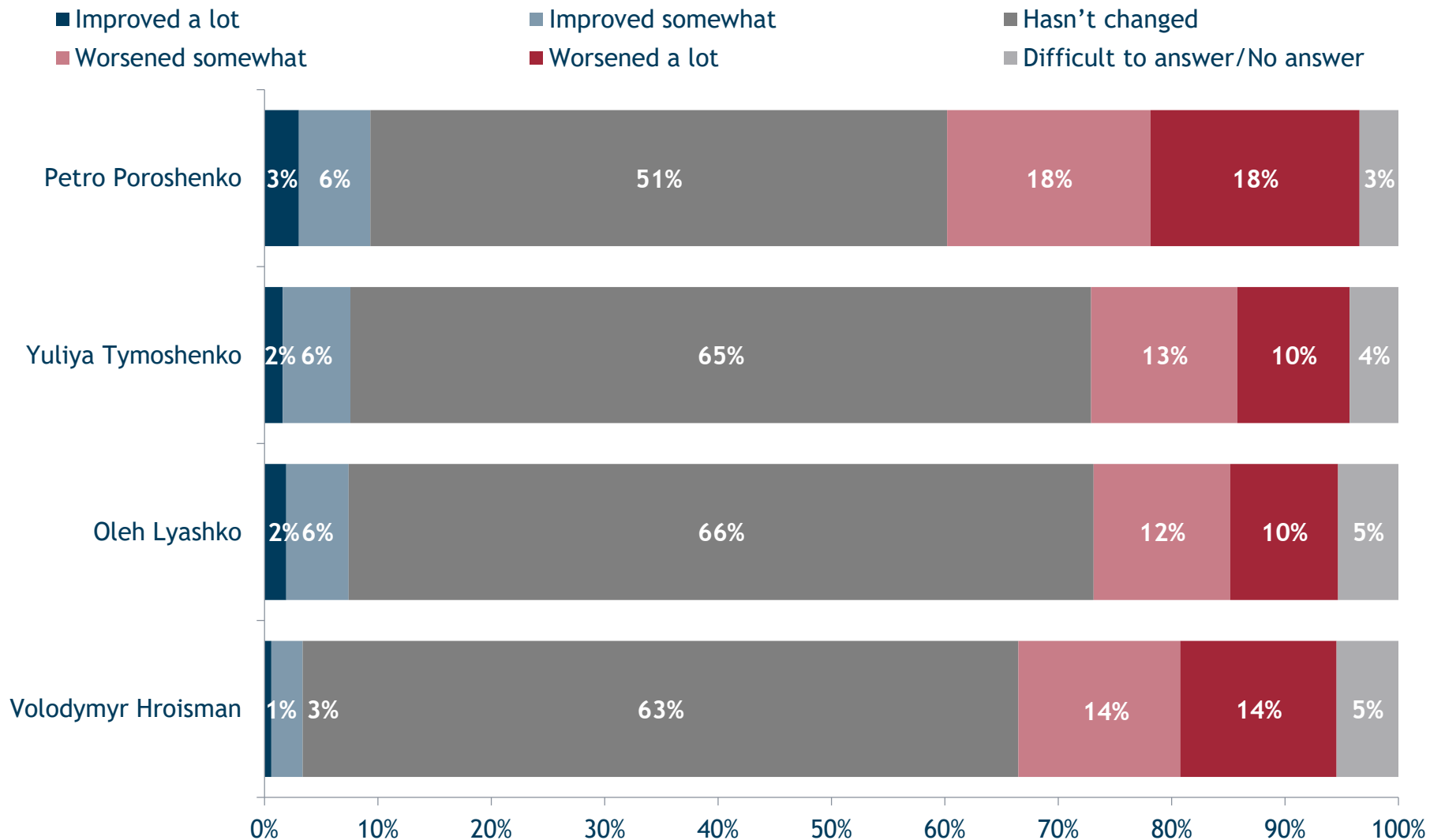
- It's a decision that serves the interests of Ukraine
- It's a political decision aimed at giving some politicians an advantage
- Both equally
- Neither
- Difficult to answer/No answer



To what extent did the introduction of martial law in Ukraine have any direct, negative impact on your day-to-day (“everyday”) life?



# To what extent has your attitude towards the following politicians changed after the introduction of martial law in Ukraine?





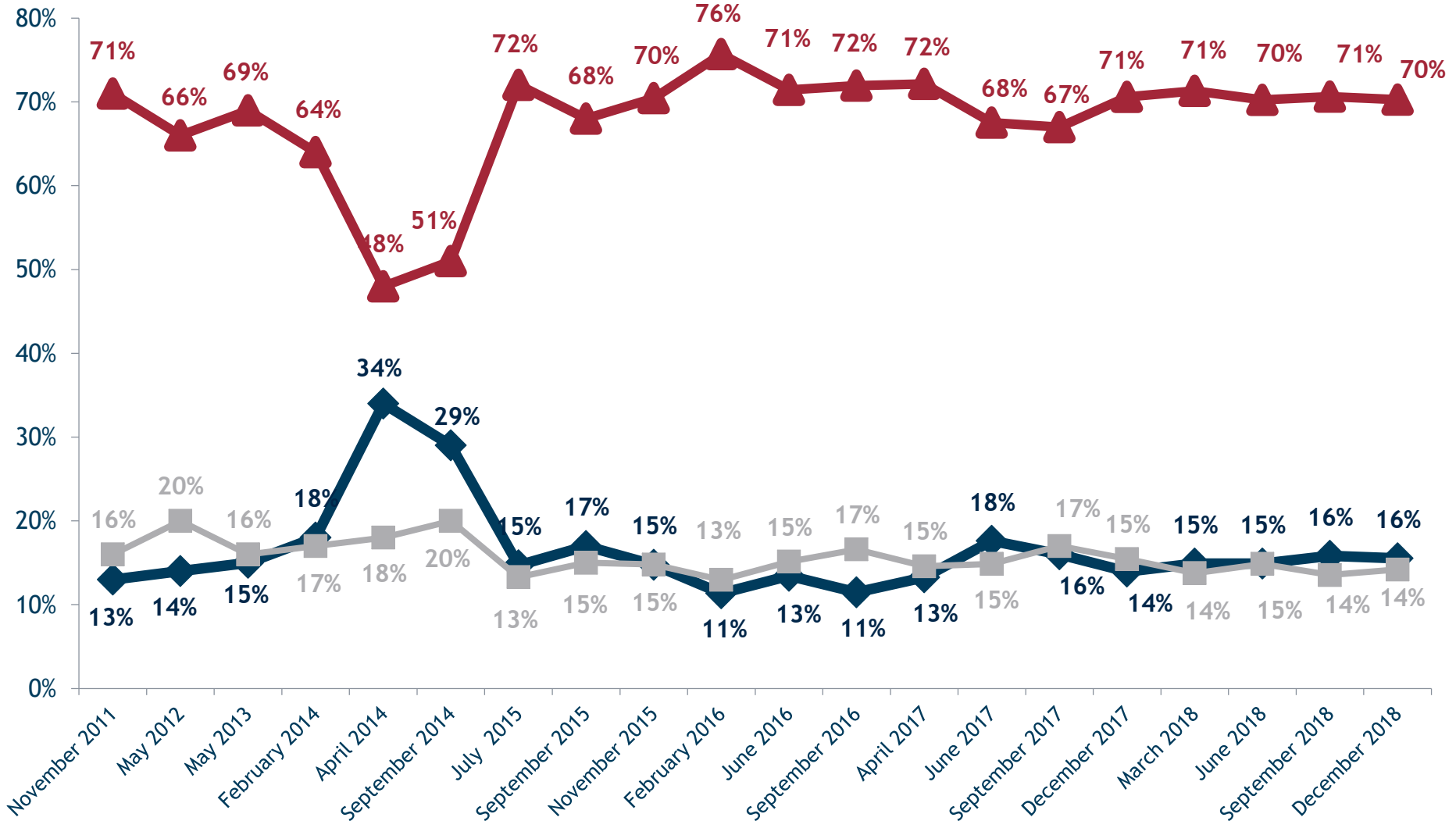
# National Mood

---



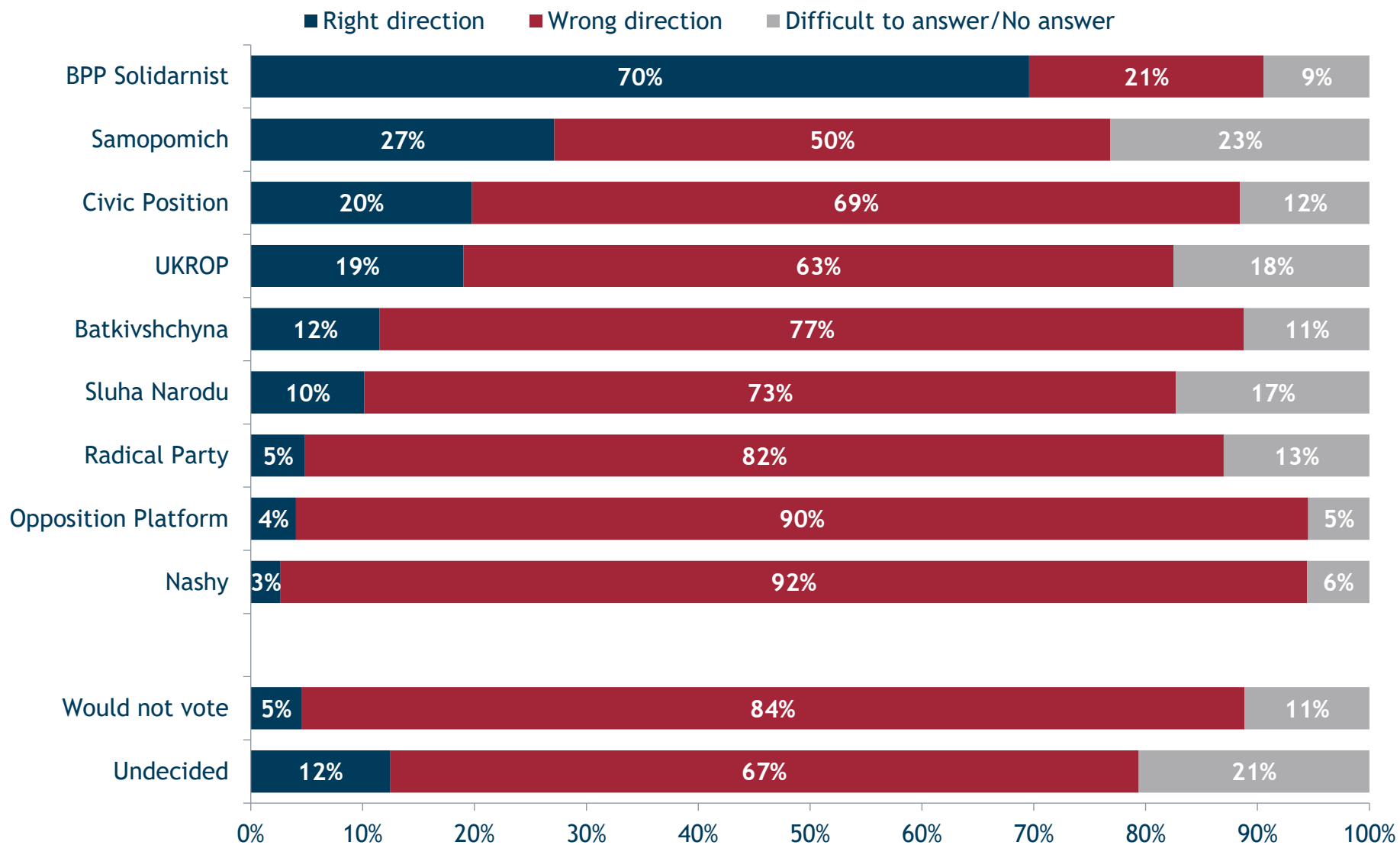
# Generally speaking, do you think that things in Ukraine are going in the right direction or wrong direction?

Right direction Wrong direction Difficult to answer/No answer

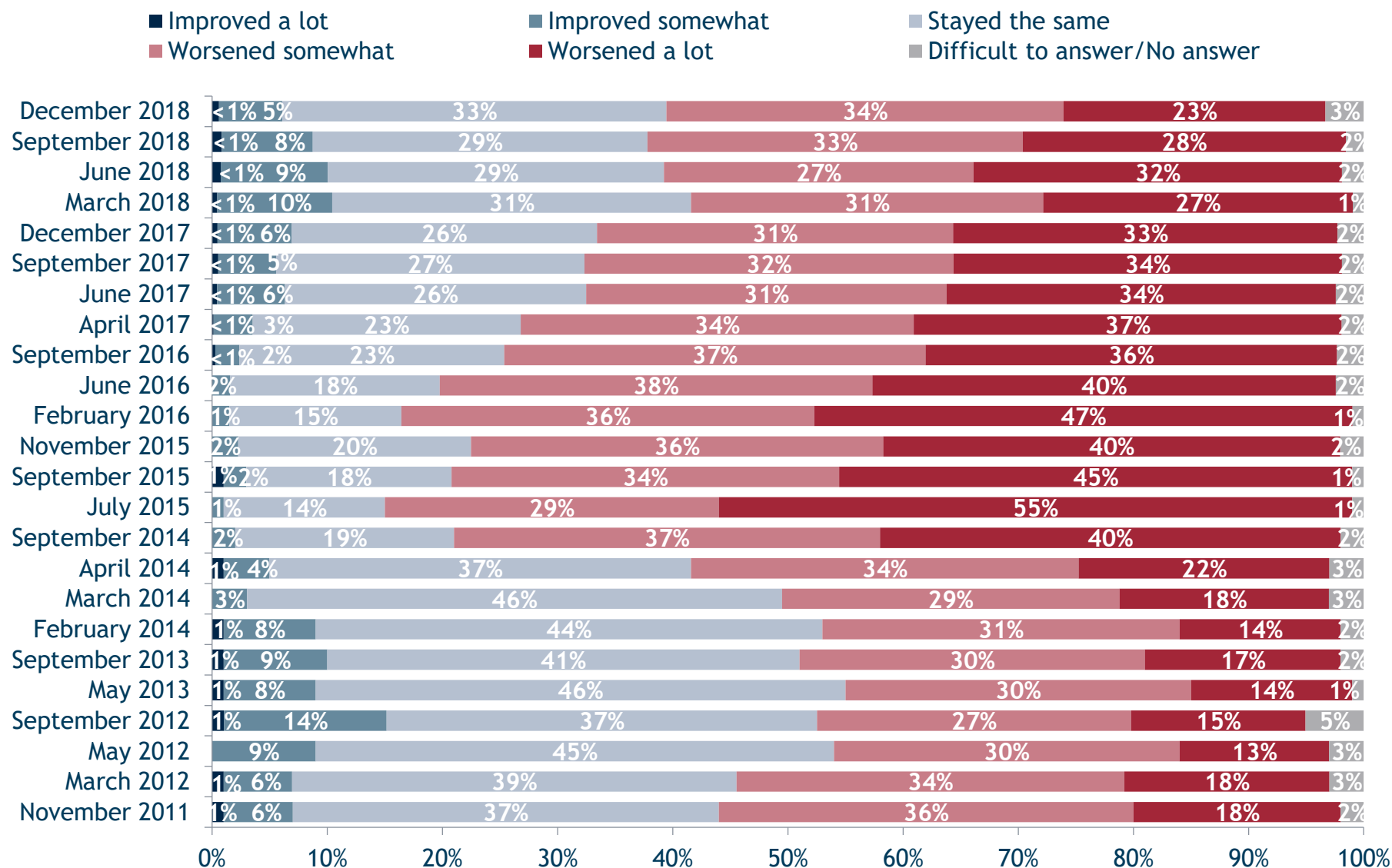


# Generally speaking, do you think that things in Ukraine are going in the right direction or wrong direction?

(Disaggregated by political party preference)



# Over the last 12 months, how has the economic situation of your household changed?





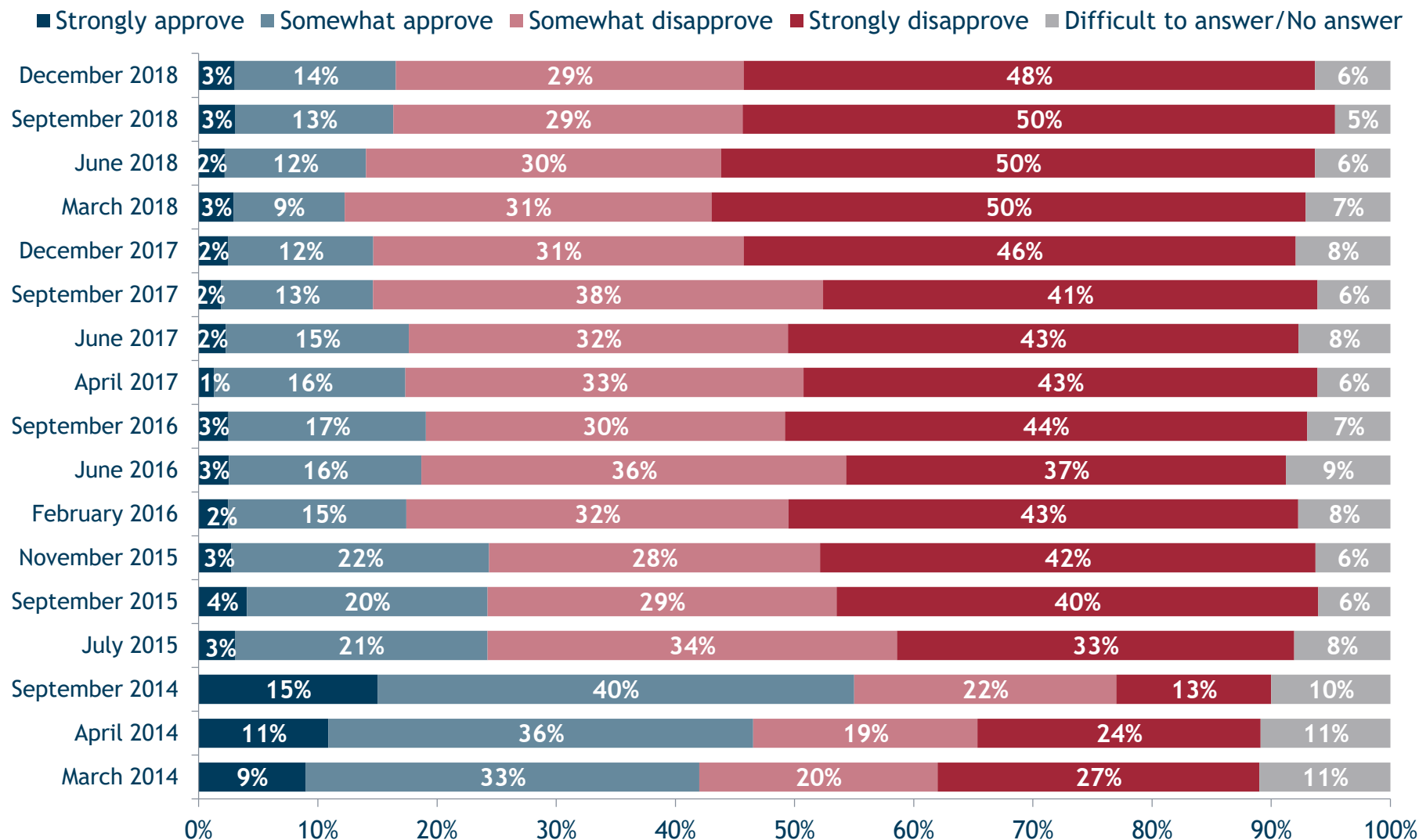


# Assessment of Ukrainian Authorities' Performance

---

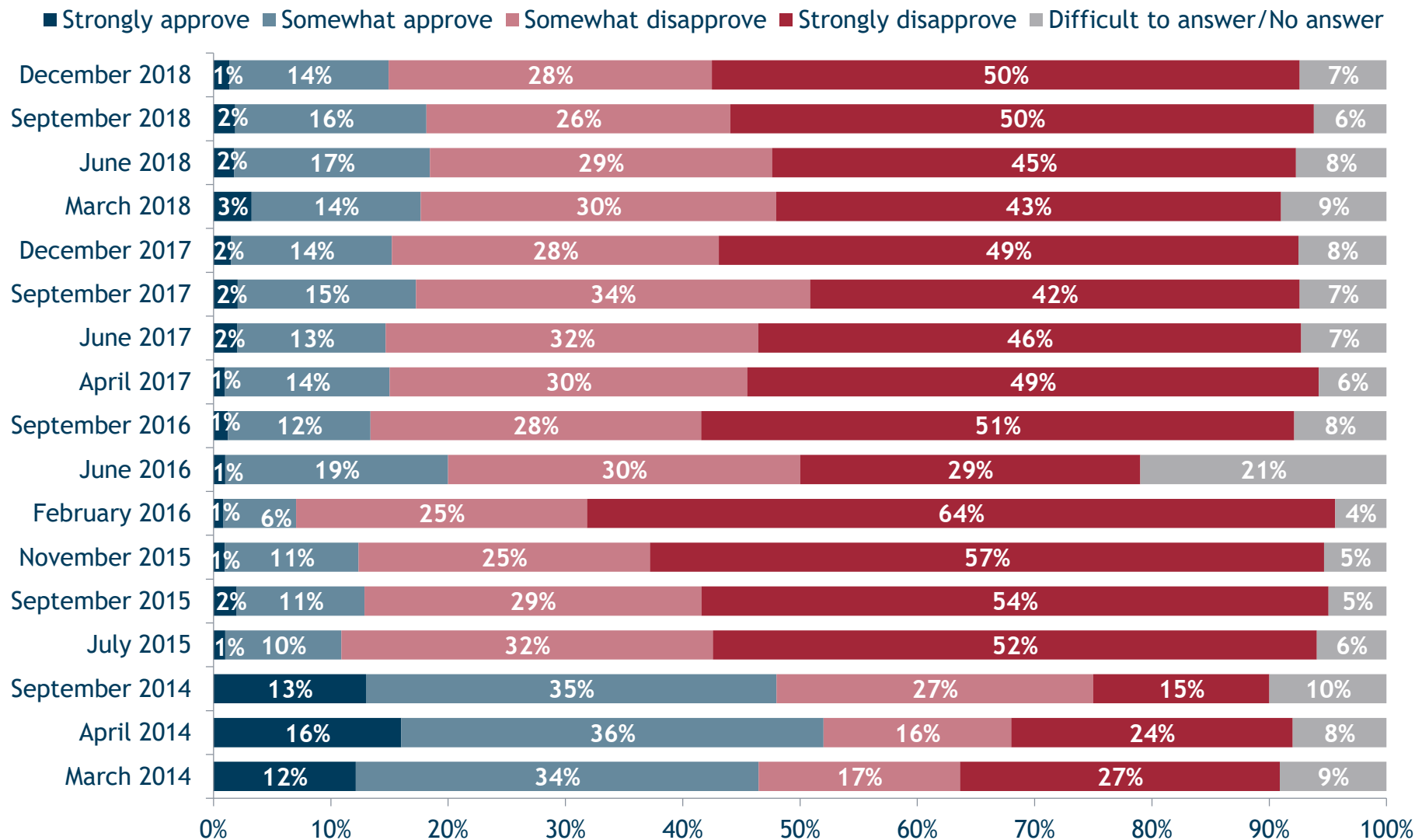


# Do you approve or disapprove of the activities of the President of Ukraine Petro Poroshenko\*?



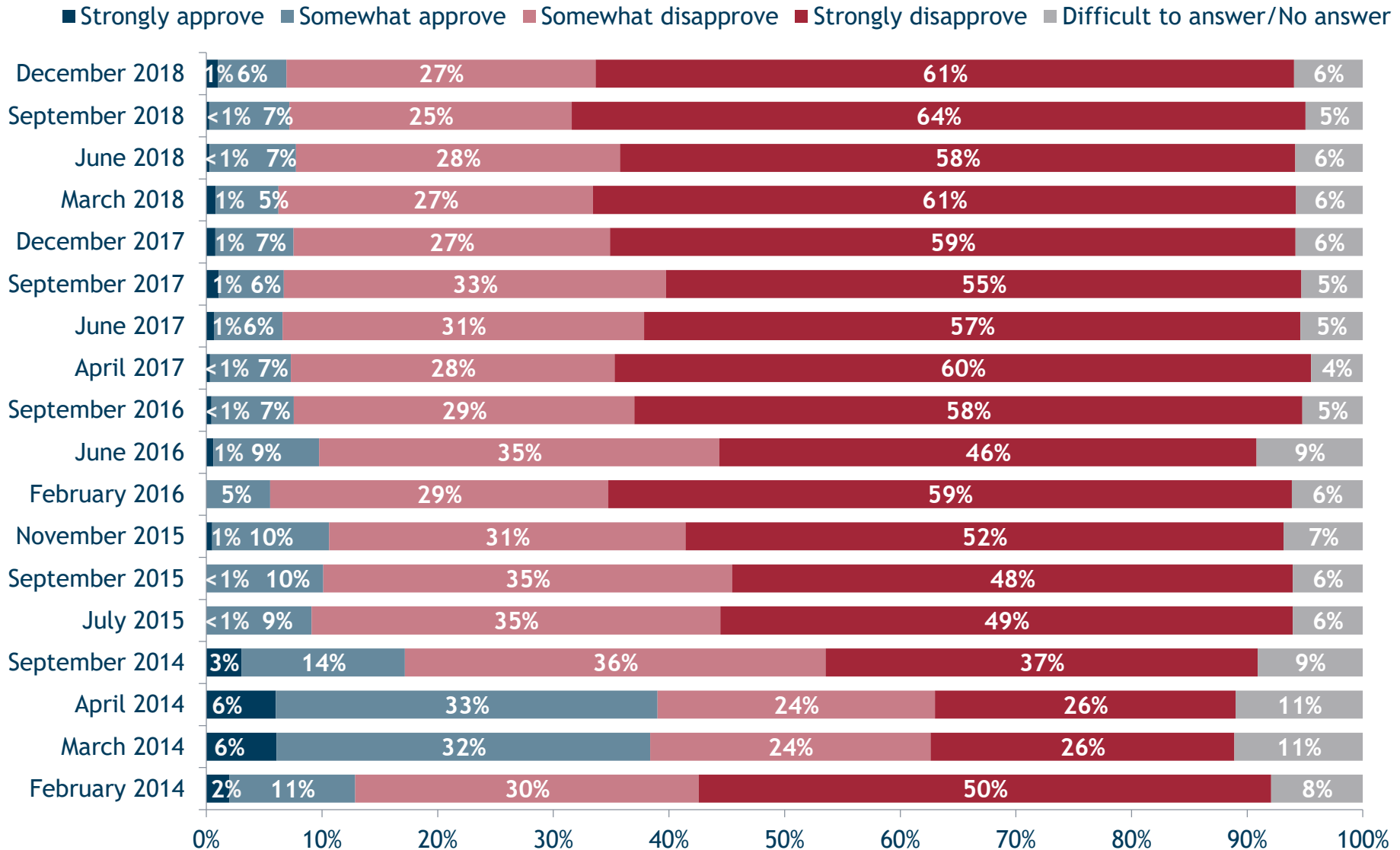
\*Petro Poroshenko has been President of Ukraine since June 2014. Previous IRI polling data reflects attitudes toward the previous president.

# Do you approve or disapprove of the activities of the Cabinet of Ministers under Volodymyr Hroisman?\*



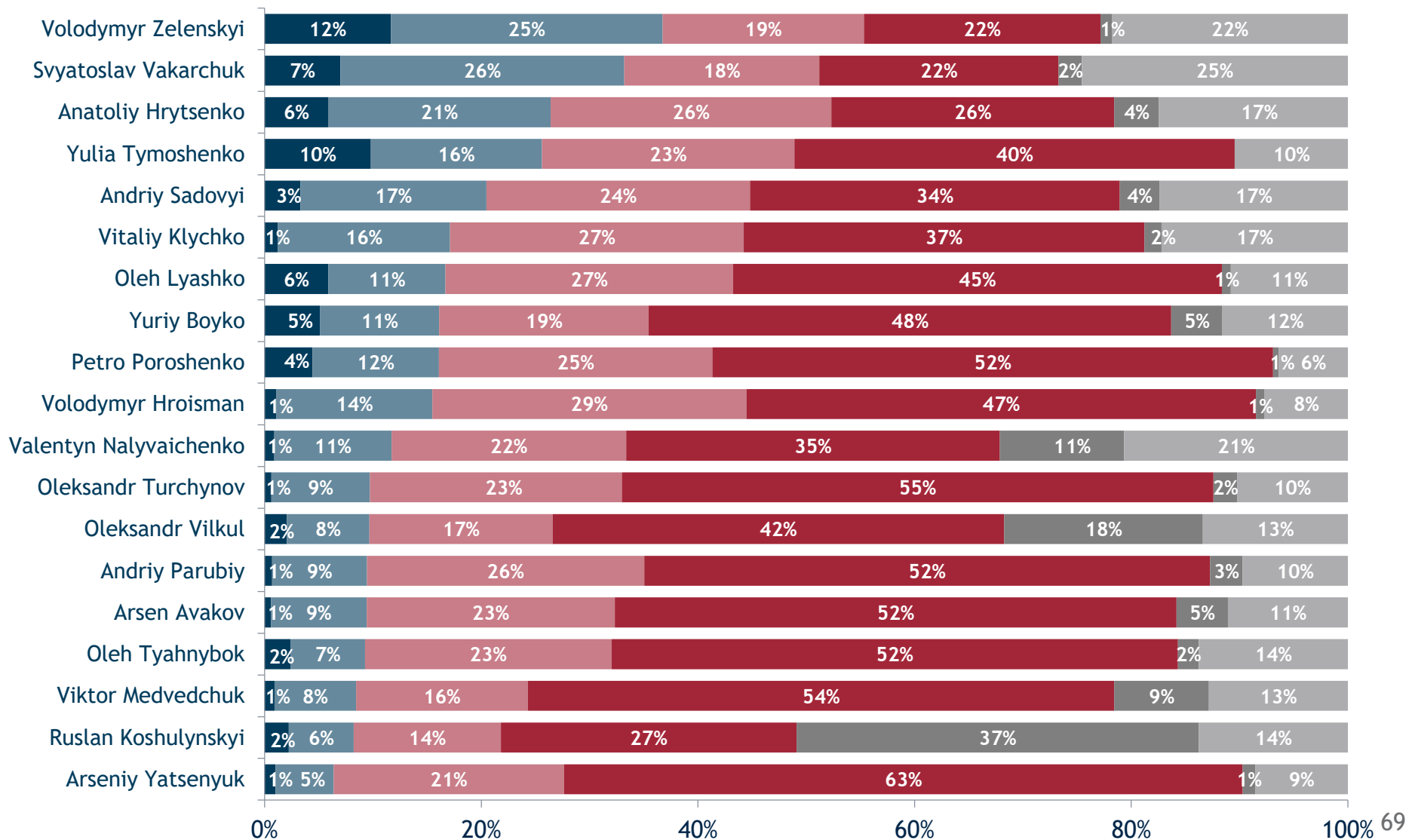
\*Volodymyr Hroisman has been Prime Minister of Ukraine since April 2016. Previous IRI polling data reflects attitudes toward prior prime ministers.

# Do you approve or disapprove of the activities of the Parliament of Ukraine?



# What is your opinion of each of the following Ukrainian politicians or members of the Ukrainian government?

■ Very favorable      ■ Somewhat favorable      ■ Somewhat unfavorable  
 ■ Very unfavorable      ■ Have not heard the name      ■ Difficult to answer/No answer



# What is your opinion of each of the following Ukrainian politicians or members of the Ukrainian government?

(“Very favorable” and “somewhat favorable” combined; disaggregated by age, region)

	18-35	36-50	51+	West	Center	South	East
Volodymyr Zelenskyi	51%	38%	26%	39%	43%	32%	27%
Svyatoslav Vakarchuk	46%	33%	24%	48%	36%	23%	20%
Anatoliy Hrytsenko	20%	27%	31%	38%	29%	17%	17%
Yulia Tymoshenko	22%	26%	28%	28%	28%	27%	15%
Andriy Sadovyi	20%	23%	19%	32%	22%	12%	11%
Vitaliy Klychko	22%	15%	14%	22%	18%	14%	12%
Oleh Lyashko	14%	18%	18%	19%	17%	20%	7%
Yuriy Boyko	12%	14%	21%	7%	13%	21%	30%
Petro Poroshenko	15%	17%	17%	26%	14%	9%	16%
Volodymyr Hroisman	15%	17%	15%	23%	15%	8%	14%
Valentyn Nalyvaichenko	10%	12%	13%	19%	11%	7%	8%
Oleksandr Turchynov	10%	11%	9%	17%	6%	4%	13%
Oleksandr Vilkul	7%	10%	12%	4%	9%	18%	9%
Andriy Parubiy	9%	11%	9%	19%	5%	3%	14%
Arsen Avakov	10%	10%	9%	11%	6%	7%	19%
Oleh Tyahnybok	9%	10%	9%	16%	11%	3%	6%
Viktor Medvedchuk	6%	9%	10%	2%	4%	14%	19%
Ruslan Koshulynskyi	6%	9%	9%	16%	8%	2%	4%
Arseniy Yatsenyuk	7%	6%	6%	11%	5%	2%	8%



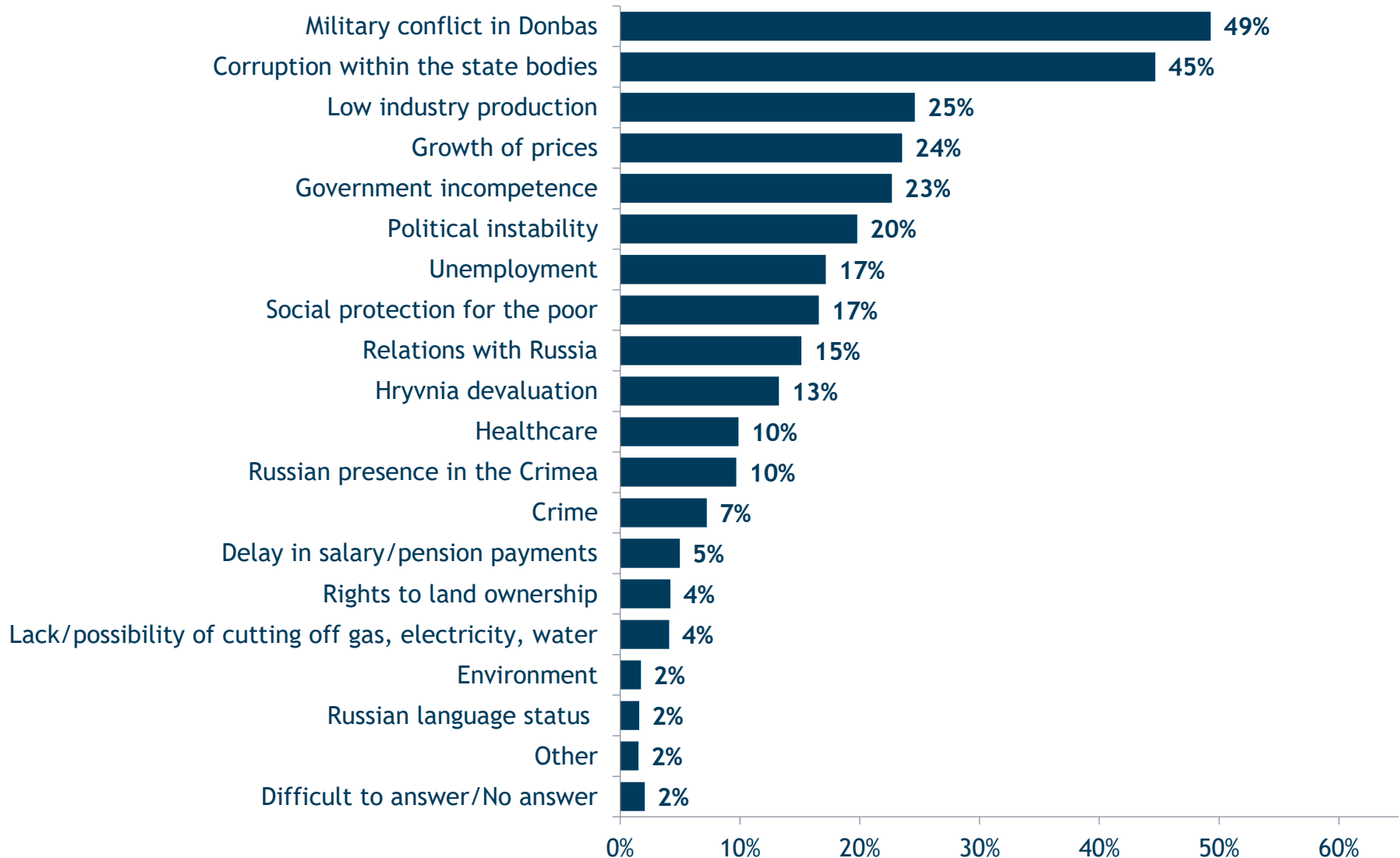
# Views on Issues

---



# Which three of the following issues are the most important for Ukraine?

(Multiple responses permitted)





# Which three of the following issues are the most important for you personally?

(Multiple responses permitted)



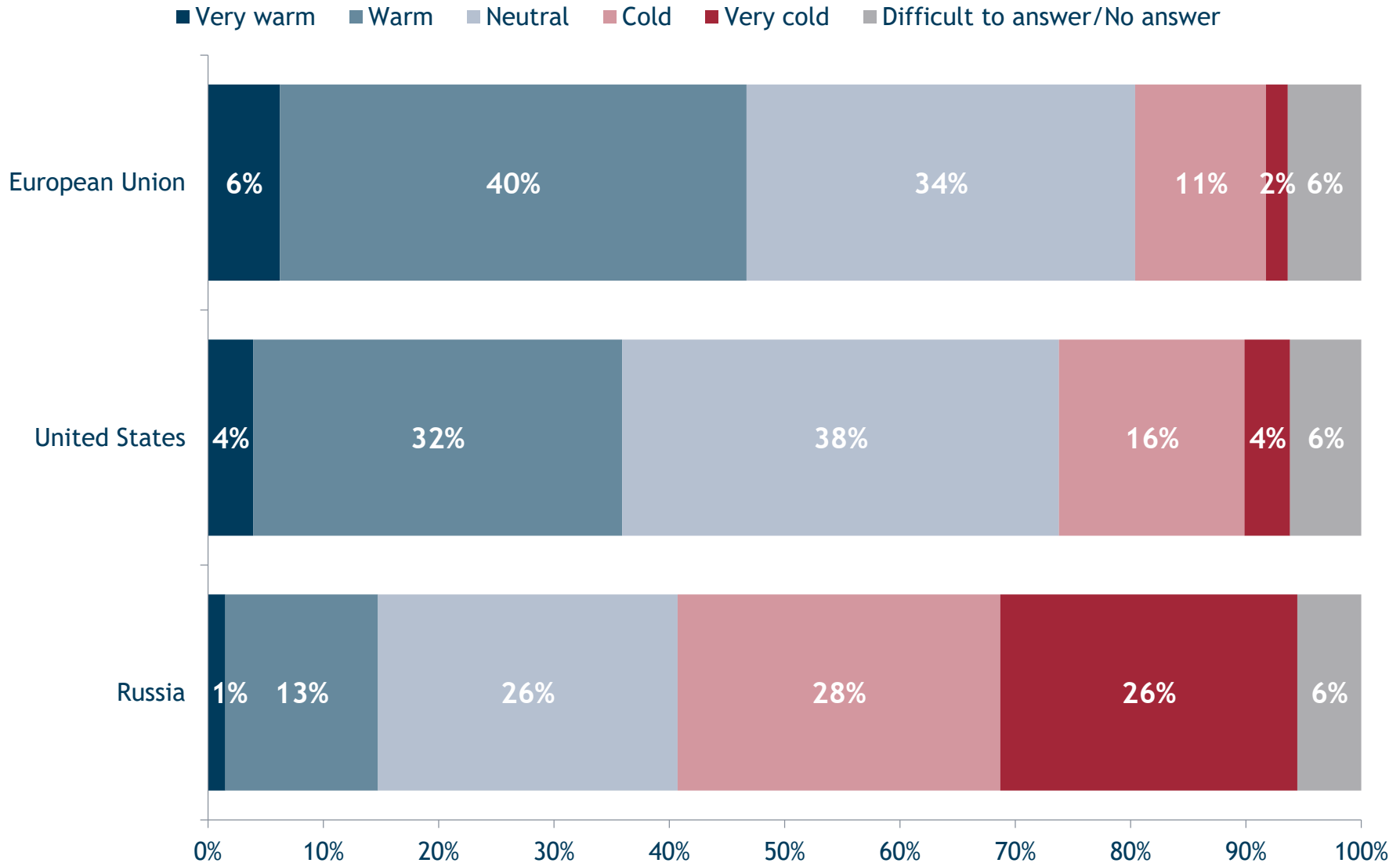


# Foreign Policy Preferences

---



# How do you evaluate your attitude toward each of the following countries?

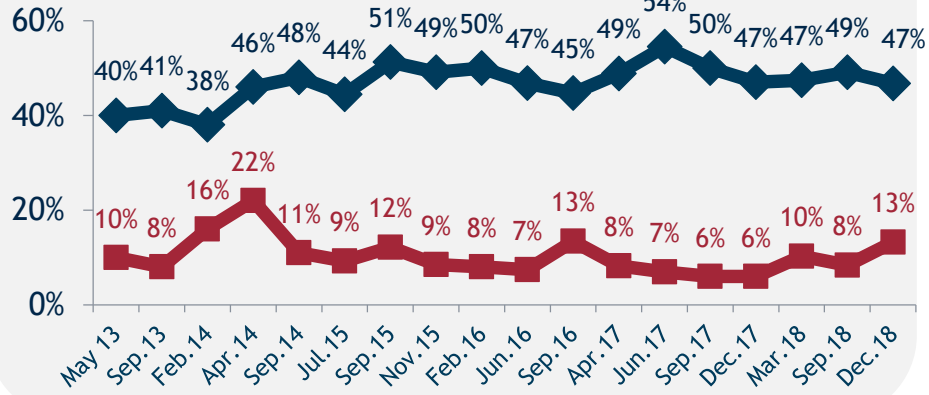


# How do you evaluate your attitude toward each of the following countries?

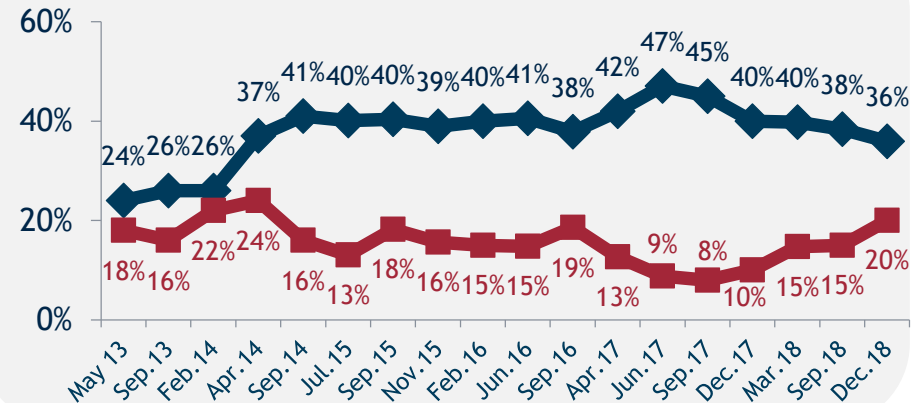
Warm

Cold

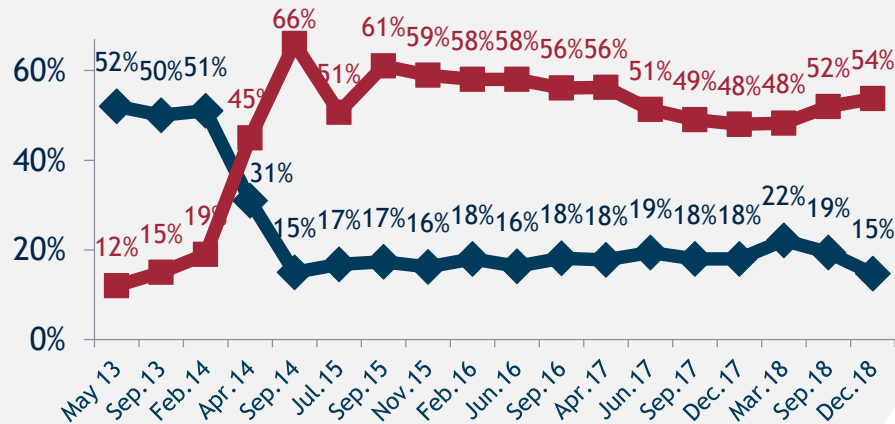
## European Union



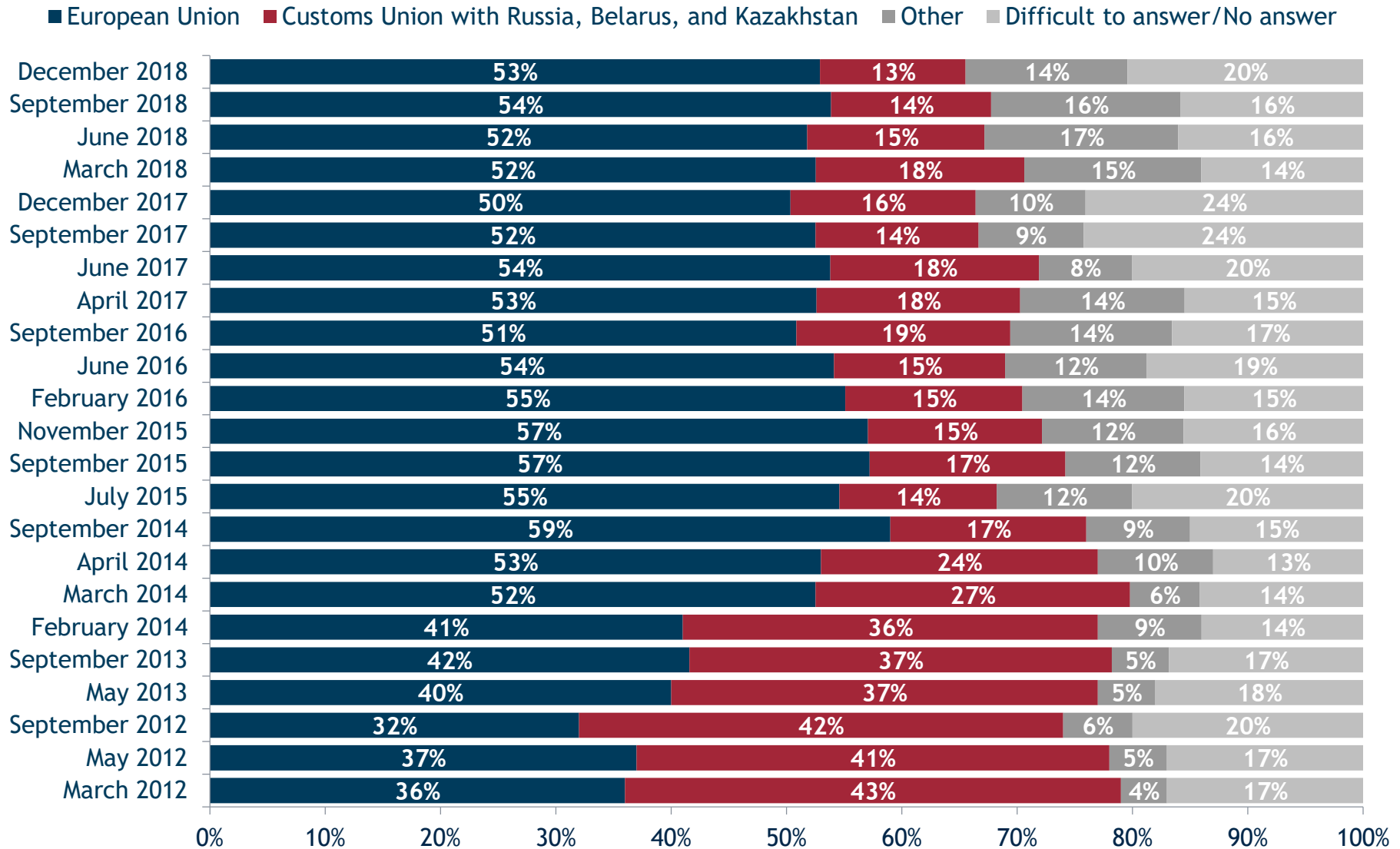
## United States



## Russia

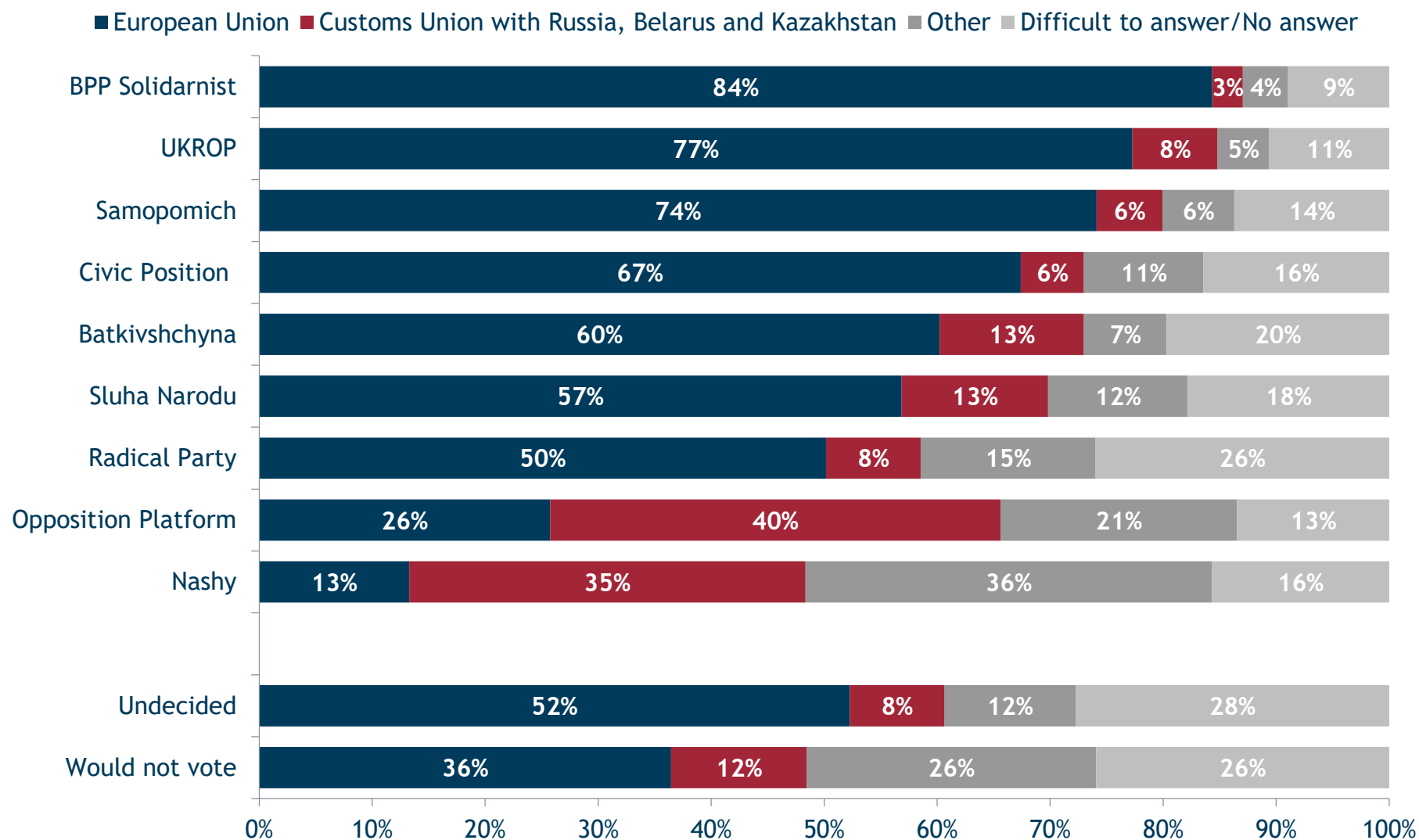


# If Ukraine could only enter one international economic union, which of the following should it be?

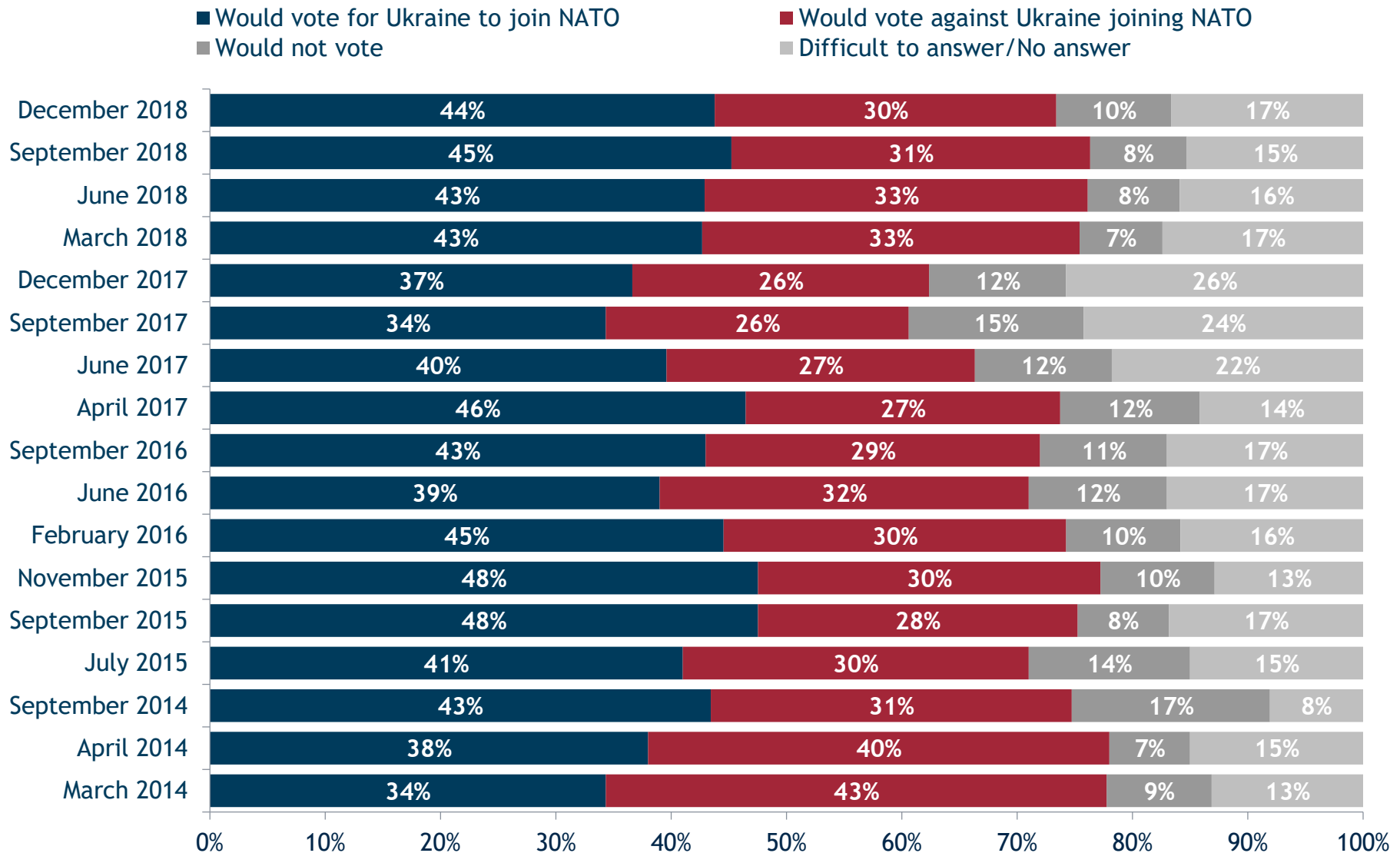


# If Ukraine could only enter one international economic union, which of the following should it be?

(Disaggregated by political party preference)

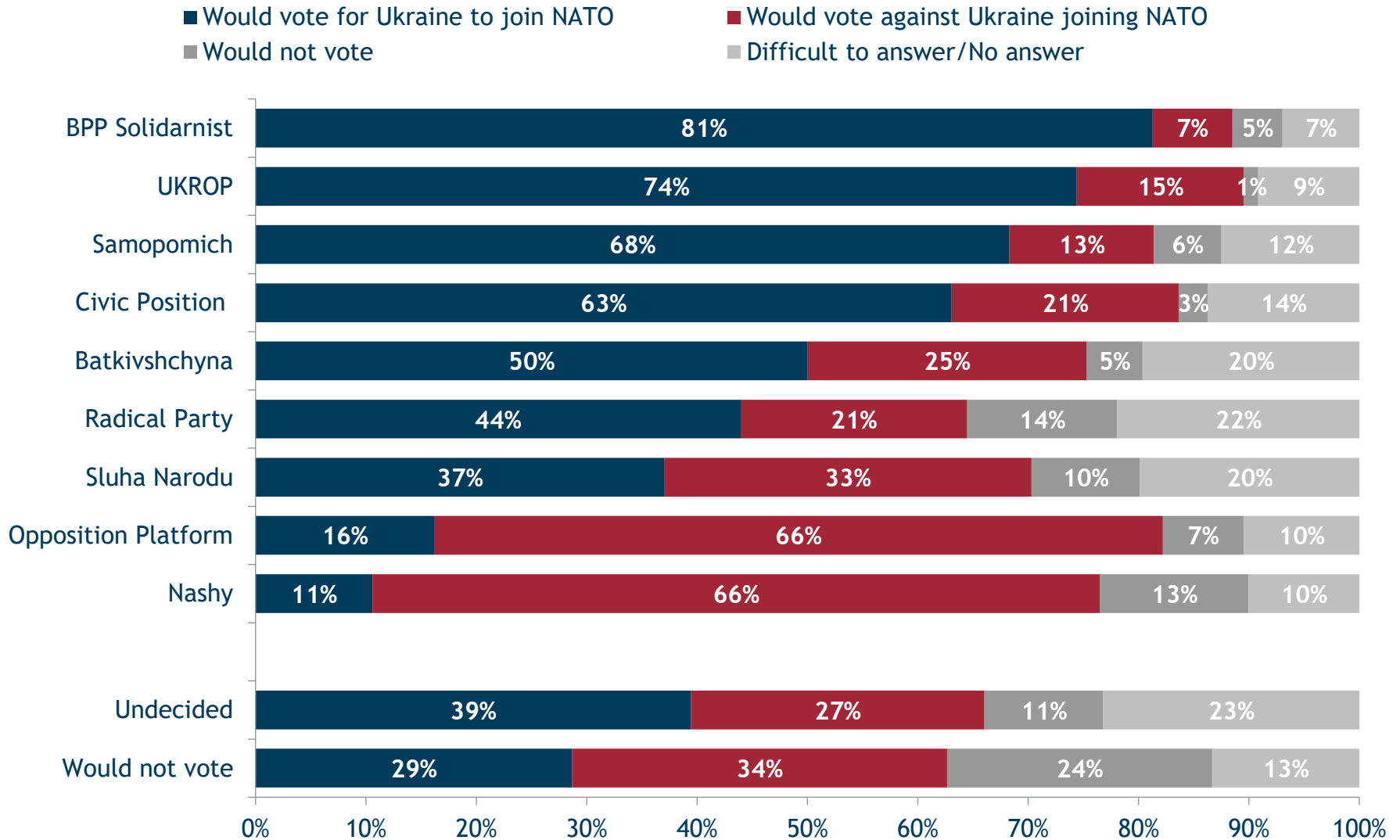


# If a referendum were held today on Ukraine joining NATO, how would you vote?



# If a referendum were held today on Ukraine joining NATO, how would you vote?

(Disaggregated by political party preference)





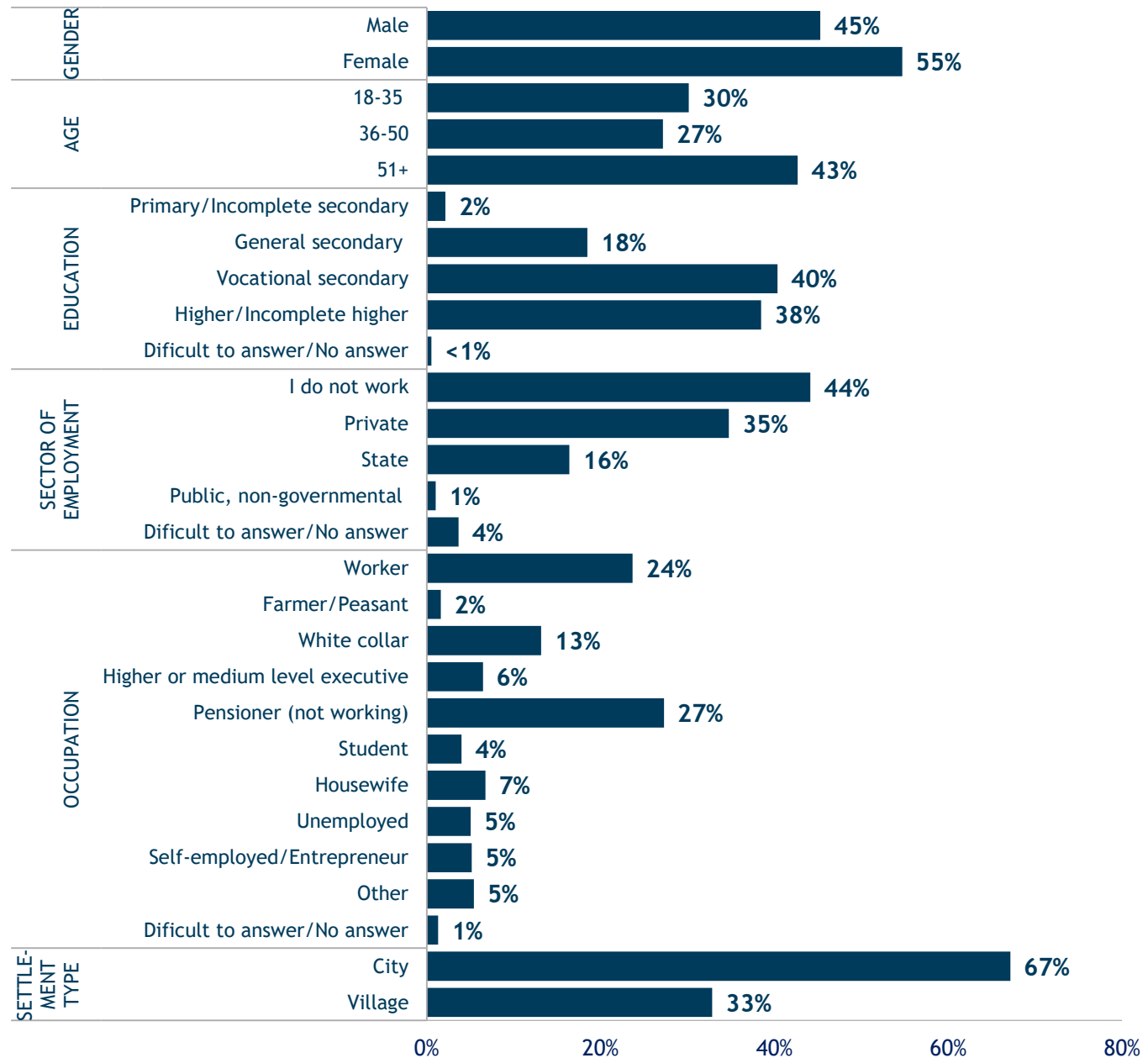


# Demographics

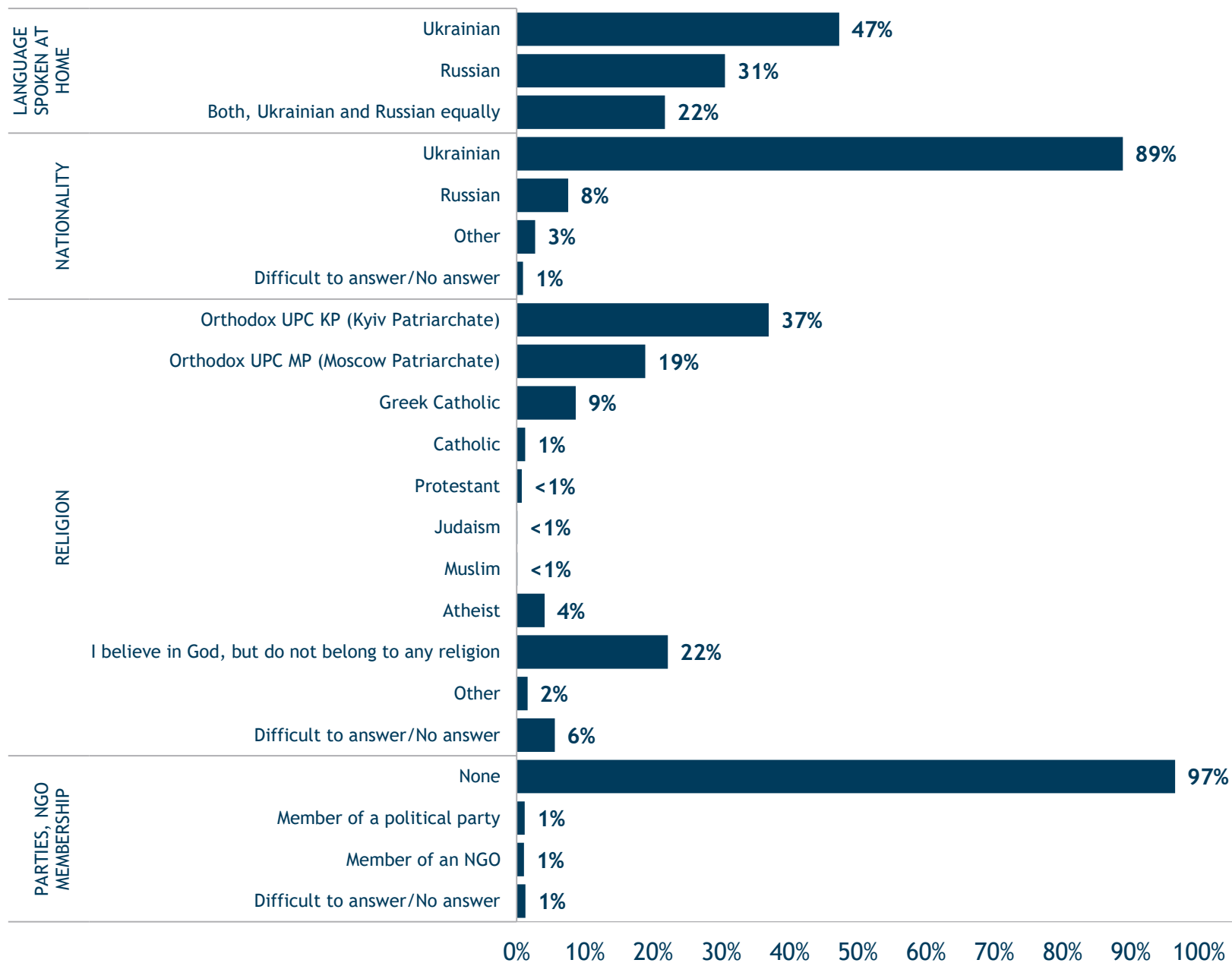
---



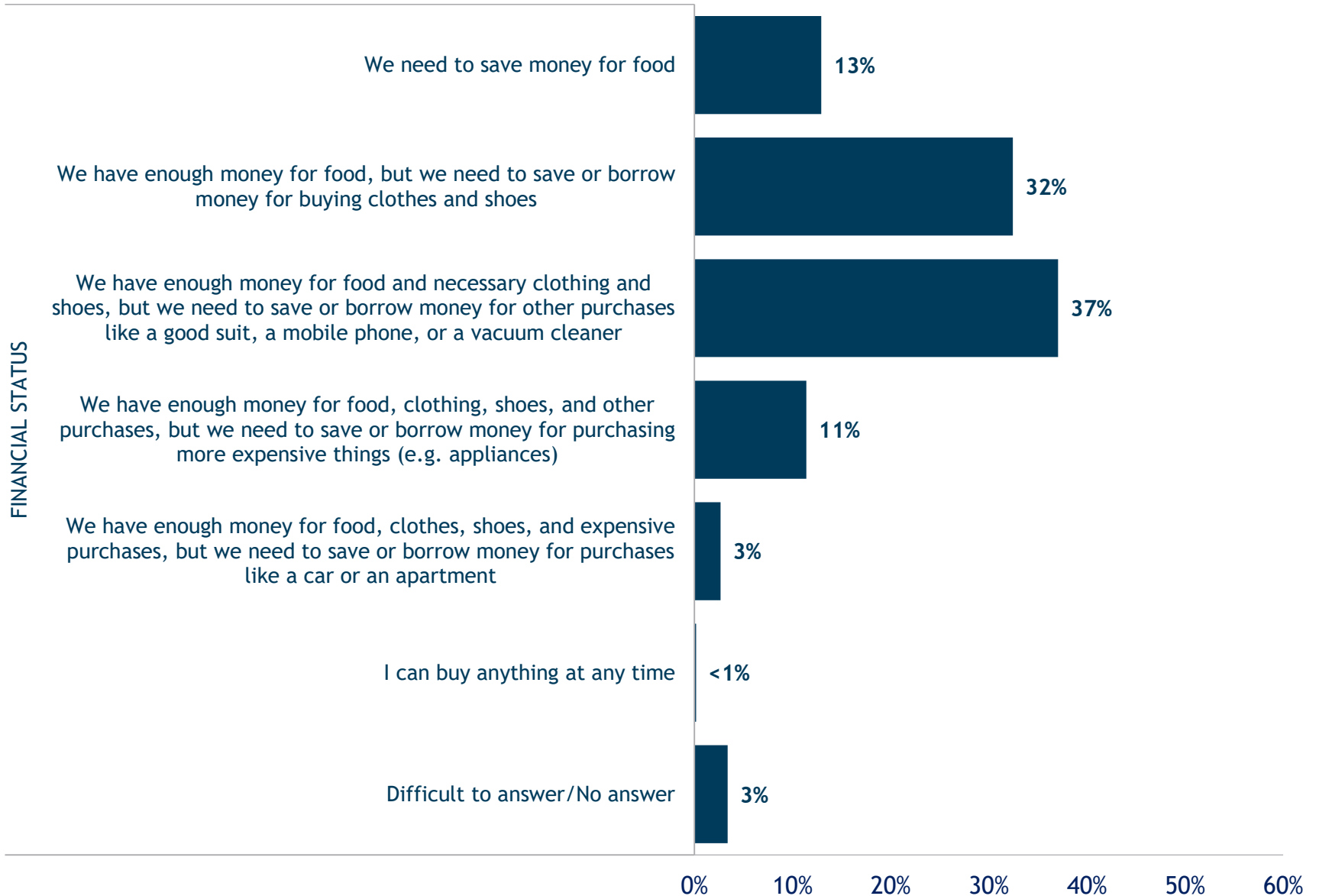
# Demographics



# Demographics



# Demographics



Center for Insights in Survey Research  
202.408.9450 | [info@iri.org](mailto:info@iri.org)  
[www.IRI.org](http://www.IRI.org) | [@IRI\\_Polls](https://twitter.com/IRI_Polls)

