



Bosnia and Herzegovina: Attitudes on Violent Extremism and Foreign Influence

January 4 - February 3, 2017



Detailed Methodology

- The survey was conducted by Ipsos in Bosnia and Herzegovina (BiH) on behalf of the International Republican Institute's Center for Insights and Survey Research, and was funded by the National Endowment for Democracy.
- Data was collected between January 4 and February 3, 2017 through face-to-face interviews at the respondents' homes using the CAPI method (computer assisted personal interviewing).
- A total of 1,537 interviews were completed, with an overall margin of error of plus or minus 2.5 percent at the midrange of the 95 percent confidence level. A nationally-representative sample was assembled based on a multistage stratification proportionate to population sample distribution, through the random selection of households and respondents.
- The sample is composed of citizens of BiH, aged 18 and older and was based on the 2013 Census; Vital Statistics 2012 and Ipsos estimations derived from the Central Election Commission database; Agency for Identification Documents; and the Registers and Data Exchange of Bosnia and Herzegovina database.
- The sampling frame consisted of polling station territories (approximate size of census units) within strata defined by municipalities and type of settlements (urban and rural). Polling station territories enable the most reliable sample selection, due to the fact that these units represent the most comprehensive and up-to-date data available.
- Households were selected according to the random route technique. Starting from a given address, interviewers selected the third house down the same side of the street or the next available house for an interview from the starting point. From there, house numbers were followed in ascending order down the right side of the street, and interviewers selected every third house number. At every cross-road, interviewers turned right and continued with this pattern. In the case of apartment buildings, interviewers were permitted to select two apartments in buildings of four or less floors and three apartments in buildings of five or more floors (unless the building is in a village in which case only two apartments may be selected).
- Respondents were selected using the "Kish method".



Demographics



A PROJECT FROM THE INTERNATIONAL REPUBLICAN INSTITUTE



Demographics

		N	%
	Total	1,537	100%
Type of Settlement	Urban	864	56%
	Rural	673	44%
Region	Una-Sana Canton	115	7%
	Tuzla Canton	193	13%
	Zenica-Doboj Canton	156	10%
	Central Bosnia Canton	108	7%
	Herzegovina-Neretva Canton	96	6%
	West Herzegovina Canton	40	3%
	Sarajevo Canton	181	12%
	Canton 10	37	2%
	Republika Srpska-North	343	22%
	Republika Srpska-East	203	13%
	Posavina Canton	19	1%
	Bosnian-Podrinje Canton	10	1%
	Brčko District	36	2%

Demographics

		N	%
Ethnicity	Bosniak	747	49%
	Croat	193	13%
	Serb	512	33%
	Other	52	3%
	Don't know/No answer	31	2%
Gender	Male	746	49%
	Female	791	51%
Age	18-35	501	33%
	36-55	533	35%
	56+	502	33%
Education	Primary school	319	21%
	Secondary school	949	62%
	University	269	17%

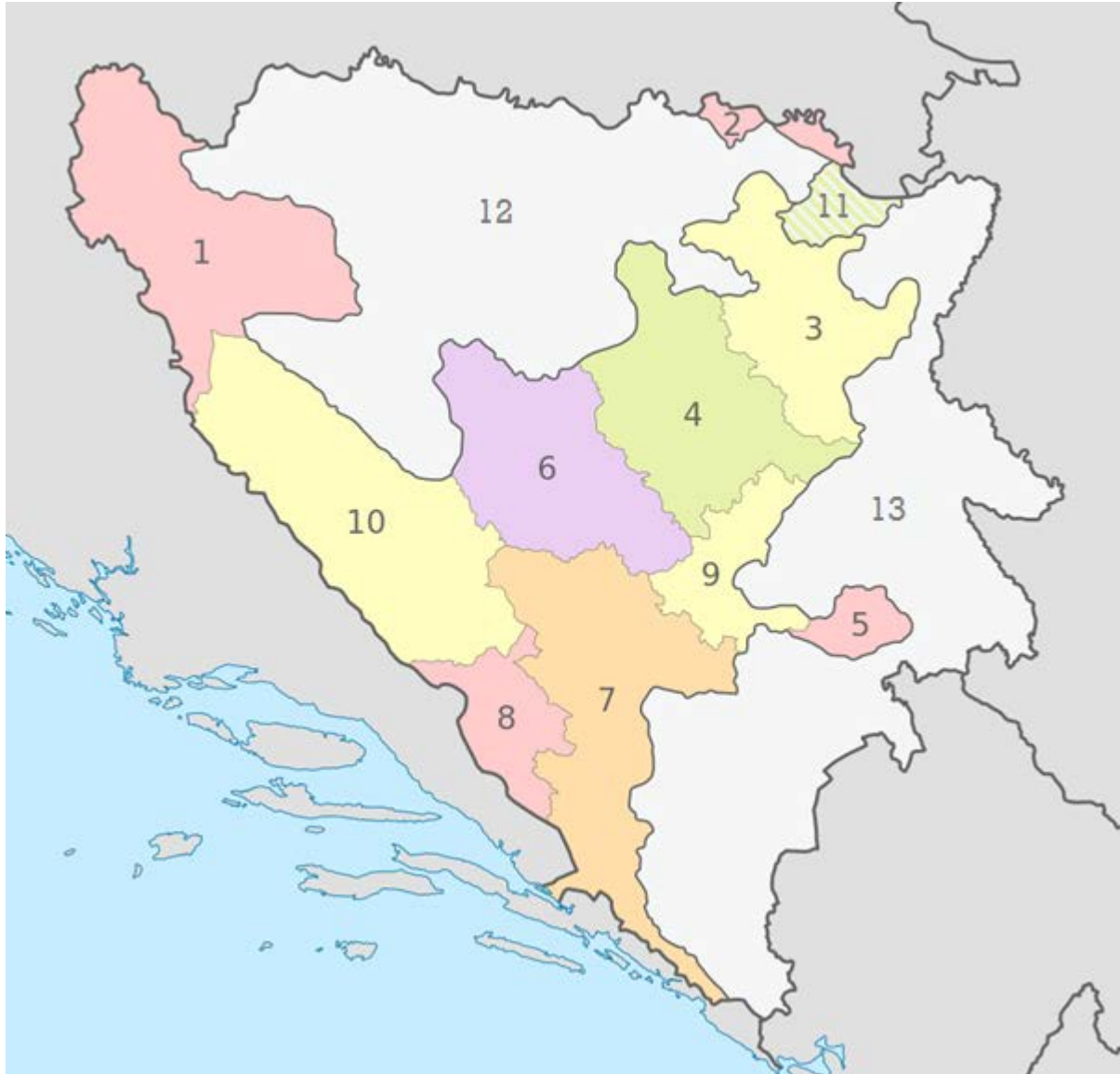
Demographics

		N	%
Working status	Employed	471	31%
	Unemployed	926	60%
Monthly household income	No income	63	4%
	Less than 500 KM*	231	15%
	501-900 KM	174	11%
	More than 900 KM	193	13%
	Don't know/No answer	876	57%

* KM = Bosnia and Herzegovina convertible mark (*konvertibilna marka*)



Regions and Entities of Bosnia and Herzegovina



- 1 Una-Sana Canton
- 2 Posavina Canton
- 3 Tuzla Canton
- 4 Zenica-Doboj Canton
- 5 Bosnian-Podrinje Canton
- 6 Central Bosnia Canton
- 7 Herzegovina-Neretva Canton
- 8 West Herzegovina Canton
- 9 Sarajevo Canton
- 10 Canton 10
- 11 Brčko District
- 12 Republika Srpska-North
- 13 Republika Srpska-East

Regions and Entities of BiH by Ethnicity

	Bosniaks	Croats	Serbs	Other
Una-Sana Canton	90.3%	1.85%	3.09%	5.04%
Posavina Canton	19.0%	77.32%	1.91%	1.77%
Tuzla Canton	88.16%	5.3%	1.50%	4.00%
Zenica-Doboj Canton	82.16%	12.02%	1.50%	3.51%
Bosnian-Podrinje Canton	94.01%	0.01%	3.72%	0.17%
Central Bosnia Canton	57.58%	38.33%	1.19%	2.9%
Herzegovina-Neretva Canton	41.44%	53.29%	2.90%	2.37%
West Herzegovina Canton	0.76%	98.76%	0.01%	0.46%
Sarajevo Canton	83.79%	4.23%	3.21%	6.78%
Canton 10	9.55%	76.79%	12.96%	0.03%
Brčko District	42.35%	20.66%	34.58%	2.28%
Republika Srpska	14.10%	2.43%	82.22%	1.25%

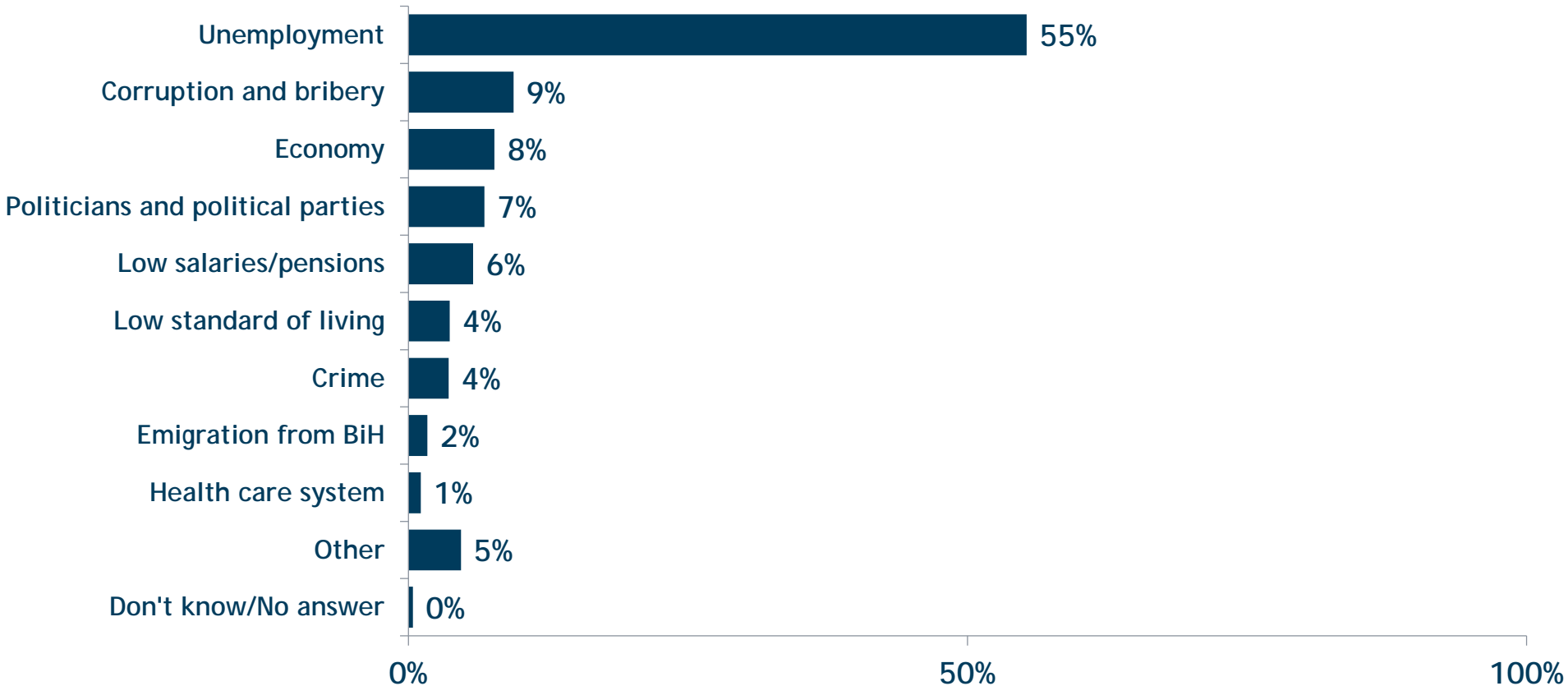


Current Affairs and Sources of Information



In your opinion, what is the biggest problem facing the country?

(All respondents [N=1,537]. Open-ended. First replies with a share of 1% or more.)



In your opinion, what is the biggest problem facing the country? (Disaggregated by age)

(All respondents [N=1,537]. Open-ended. First replies with a share of 1% or more.)

Answers	Age 18-35	Age 36-55	Age 56+
Unemployment	59%	59%	48%
Corruption and bribery	11%	9%	9%
Economy	7%	10%	6%
Politicians and political parties	5%	6%	9%
Low salaries/pensions	3%	3%	12%
Low standard of living	3%	3%	5%
Crime	5%	3%	3%
Emigration from BiH	2%	2%	1%
Health care system	2%	1%	1%
Other	1%	2%	5%
Don't know/No answer	0%	1%	1%

In your opinion, what is the biggest problem facing the country? (Disaggregated by household monthly income)

(All respondents [N=1,537]. Open-ended. First replies with a share of 1% or more.)

Answers	No income	Less than 500 KM	501 - 900 KM	More than 900 KM	No response/ Refused to Answer
Unemployment	59%	51%	55%	46%	58%
Corruption and bribery	12%	3%	11%	13%	10%
Economy	10%	6%	9%	14%	6%
Politicians and political parties	7%	6%	6%	7%	7%
Low salaries/pensions	3%	15%	6%	4%	4%
Low standard of living	0%	7%	3%	3%	3%
Crime	8%	4%	4%	3%	3%
Emigration from BiH	0%	1%	1%	2%	2%
Health care system	0%	1%	1%	2%	1%
Other	0%	3%	3%	5%	2%
Don't know/No answer	0%	0%	1%	0%	0%

In your opinion, what is the biggest problem facing the country? (Disaggregated by entity)

(All respondents [N=1,537]. Open-ended. First replies with a share of 1% or more.)

Answers	Federation of BiH	Republika Srpska	Brčko District
Unemployment	54%	57%	62%
Corruption and bribery	10%	7%	18%
Economy	7%	10%	4%
Politicians and political parties	8%	4%	5%
Low salaries/pensions	5%	7%	0%
Low standard of living	3%	6%	3%
Crime	4%	2%	7%
Emigration from BiH	2%	1%	0%
Health care system	1%	1%	0%
Other	4%	4%	8%
Don't know/No answer	0%	1%	0%

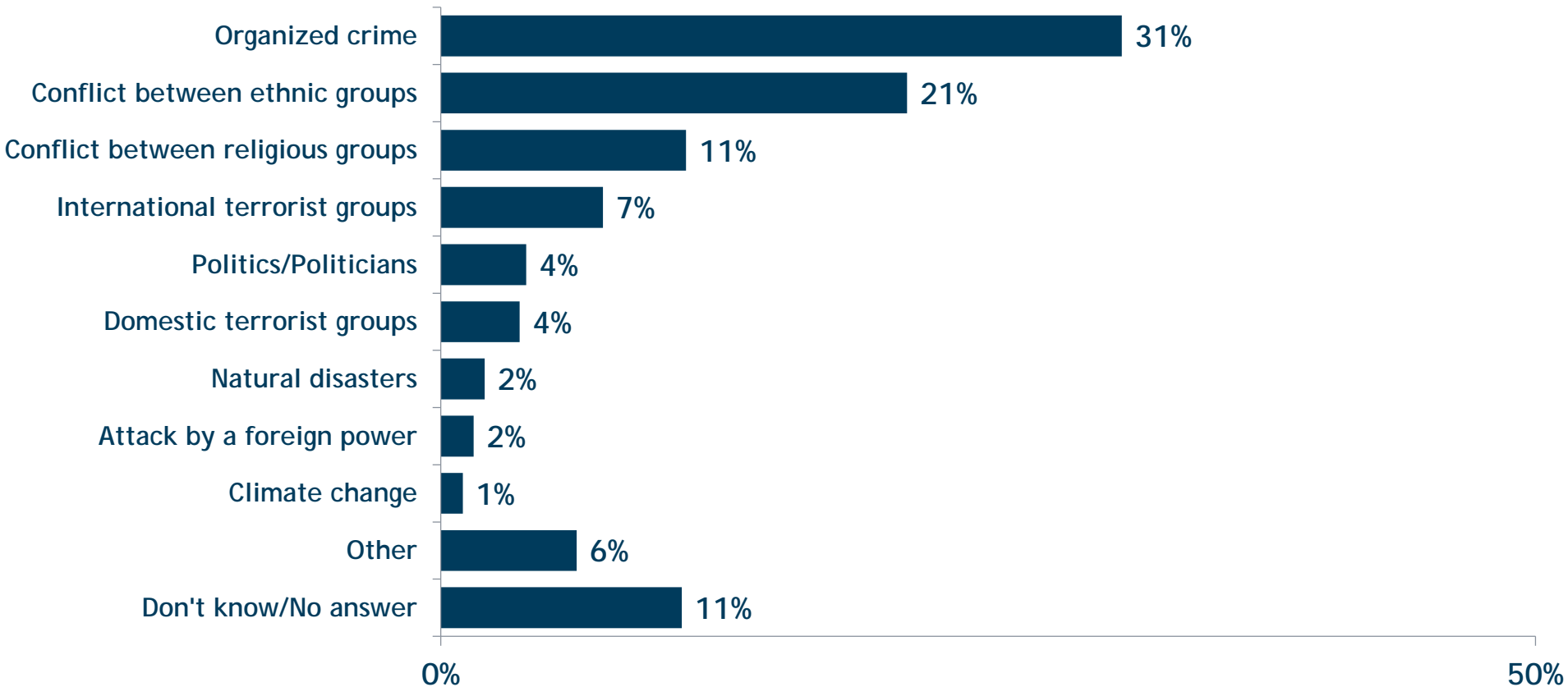
In your opinion, what is the biggest problem facing the country? (continued; disaggregated by ethnicity)

(All respondents [N=1,537]. Open-ended. First replies with a share of 1% or more.)

Answers	Bosniak	Croat	Serb
Unemployment	54%	61%	58%
Corruption and bribery	10%	6%	8%
Economy	6%	11%	10%
Politicians and political parties	8%	9%	2%
Low salaries/pensions	6%	4%	7%
Low standard of living	3%	1%	6%
Crime	5%	2%	3%
Emigration from BiH	2%	3%	1%
Health care system	1%	1%	1%
Other	3%	4%	4%
Don't know/No answer	0%	0%	1%

In your opinion, what is the biggest security threat facing our country today?

(All respondents [N=1,537]. Open-ended. First replies with a share of 1% or more.)



In your opinion, what is the biggest security threat facing our country today?

(continued; disaggregated by ethnicity)

(All respondents [N=1,537]. Open-ended. First replies with a share of 1% or more.)

Answers	Bosniak	Croat	Serb
Organized crime	31%	44%	28%
Conflict between ethnic groups	23%	21%	18%
Conflict between religious groups	11%	12%	11%
International terrorist groups	3%	3%	15%
Politics/Politicians	5%	3%	2%
Domestic terrorist groups	2%	3%	7%
Natural disasters	2%	1%	2%
Attack by a foreign power	1%	2%	2%
Climate change	1%	2%	1%
Other	4%	5%	4%
Don't know/No answer	14%	6%	8%



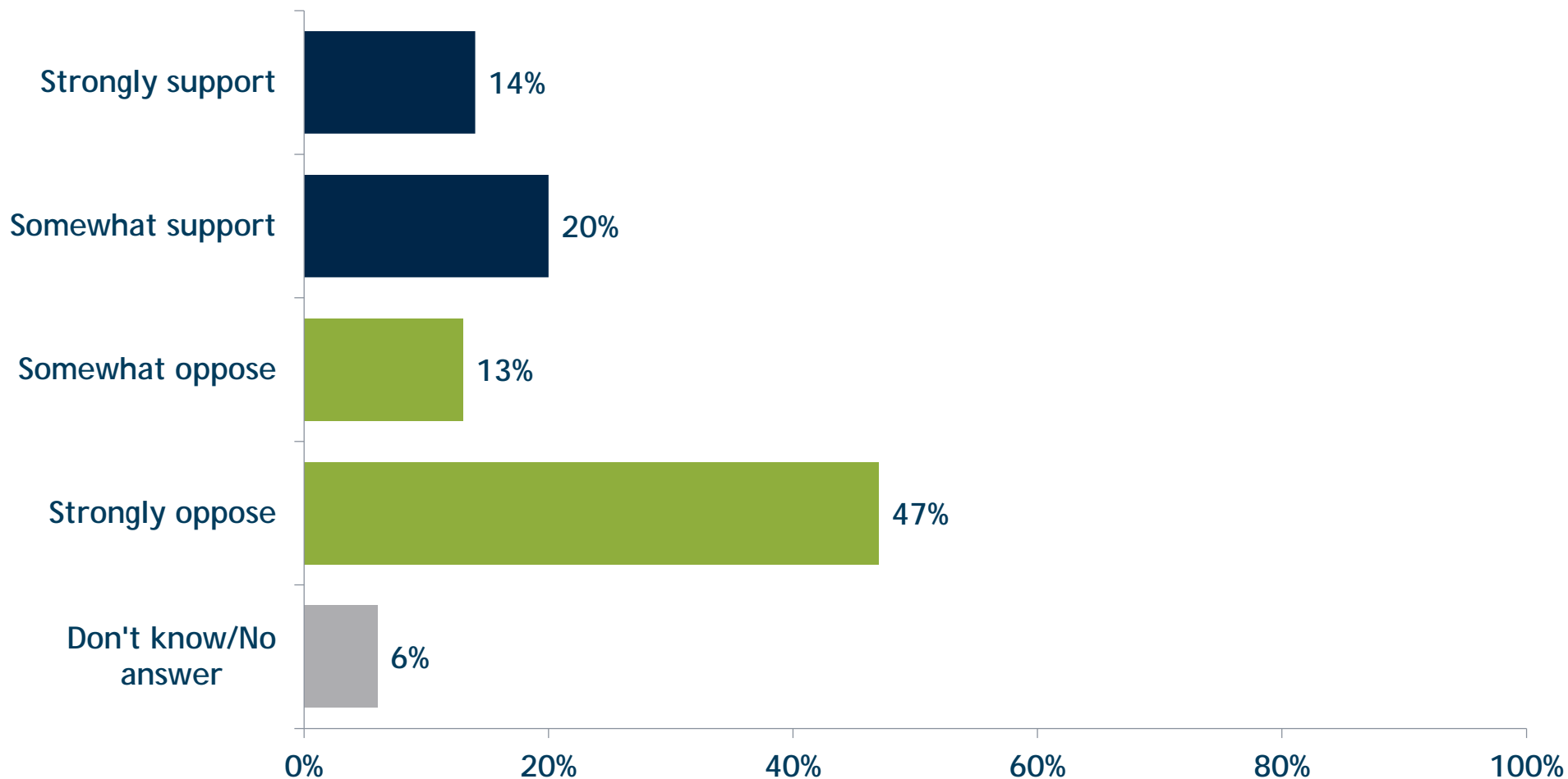
Foreign Affairs and Influence



A PROJECT FROM THE INTERNATIONAL REPUBLICAN INSTITUTE

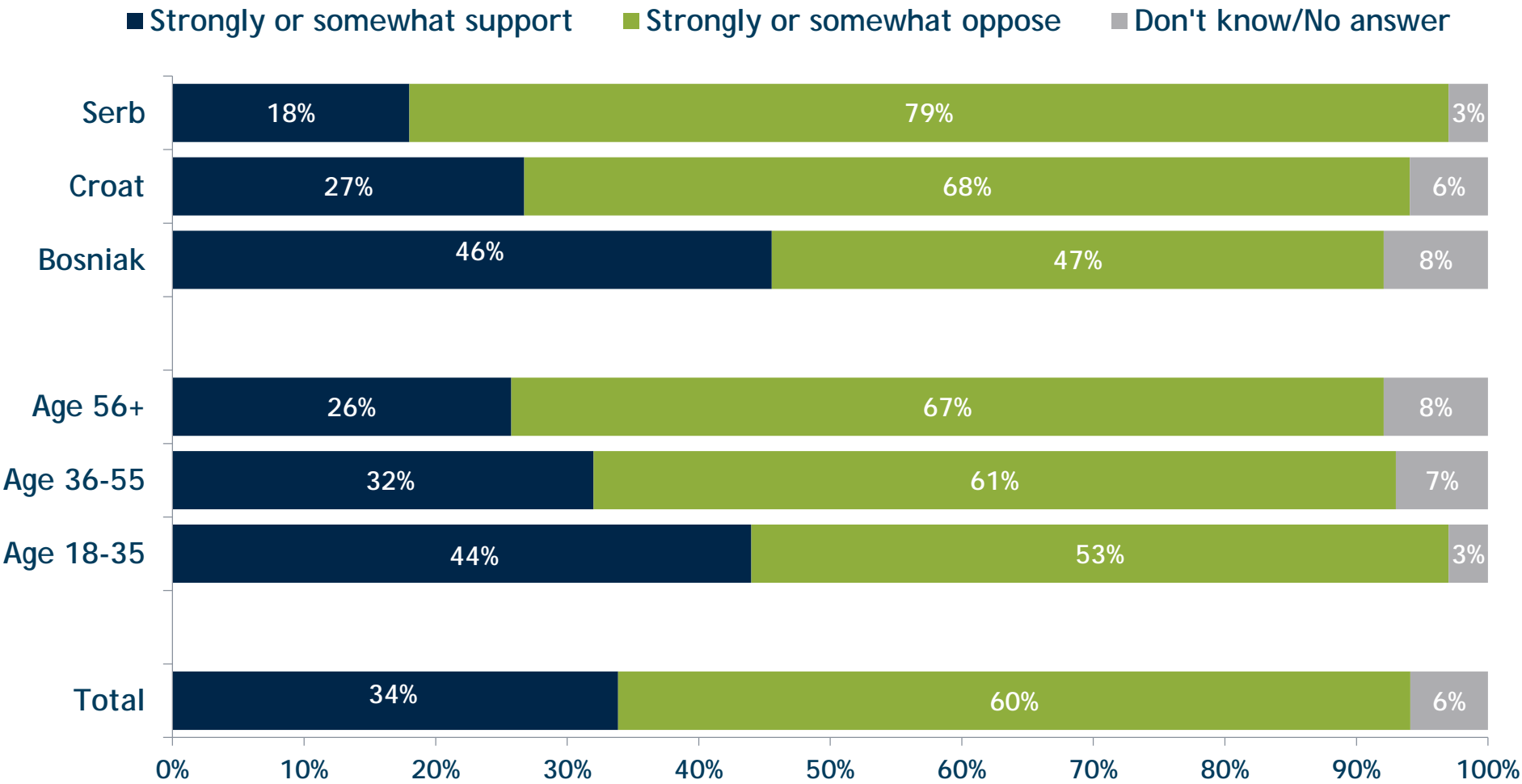
Do you strongly support, somewhat support, somewhat oppose or strongly oppose the purchase of land and property in BiH by foreign citizens?

(All respondents [N=1,537]. Single answer)



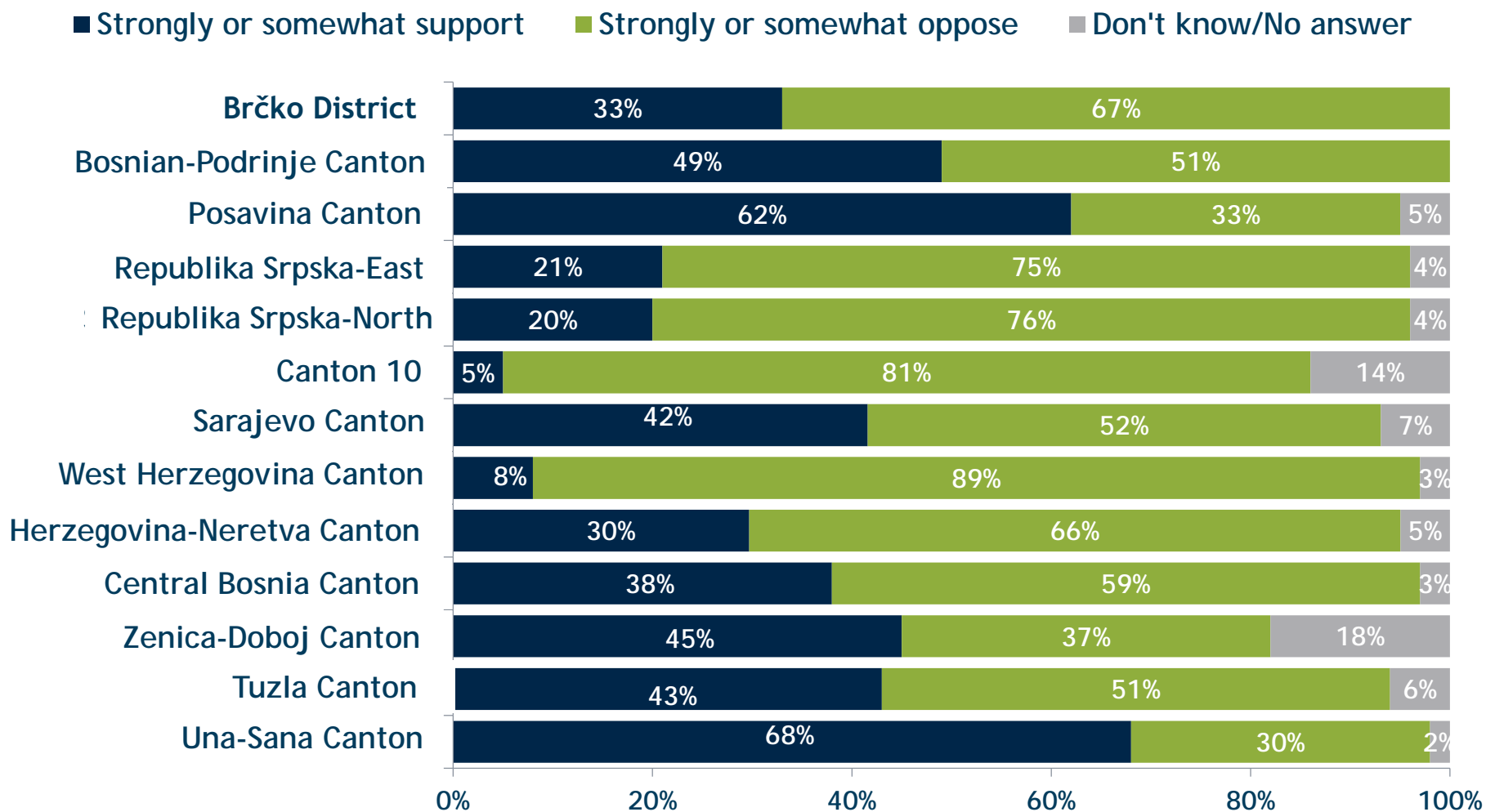
Do you strongly support, somewhat support, somewhat oppose or strongly oppose the purchase of land and property in BiH by foreign citizens?
(continued; disaggregated by ethnicity, age)

(All respondents [N=1,537]. Single answer)



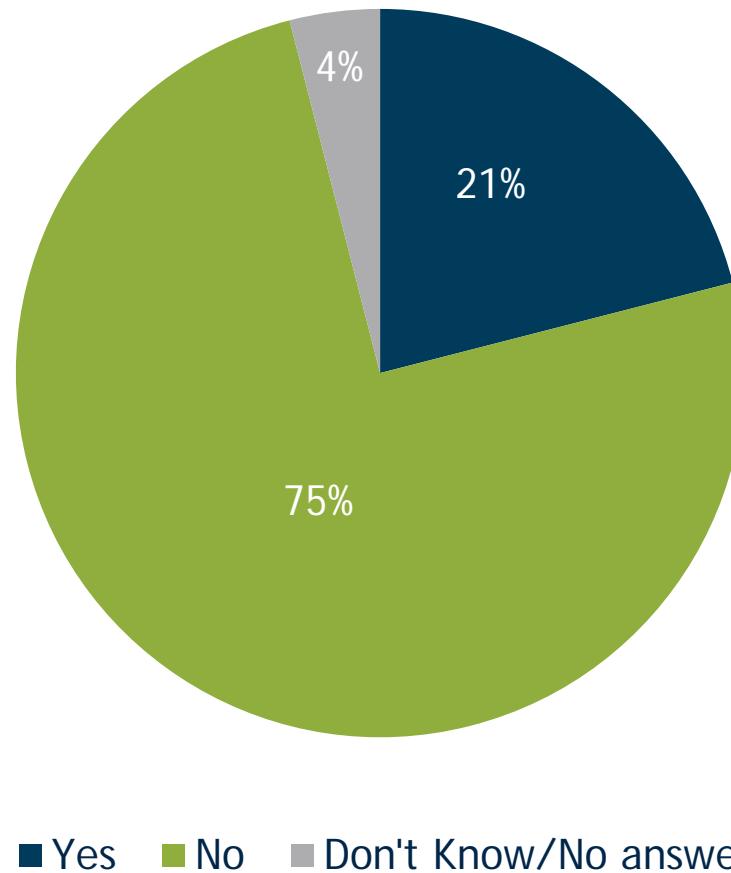
Do you strongly support, somewhat support, somewhat oppose or strongly oppose the purchase of land and property in BiH by foreign citizens? (continued; disaggregated by region)

(All respondents [N=1,537]. Single answer.)



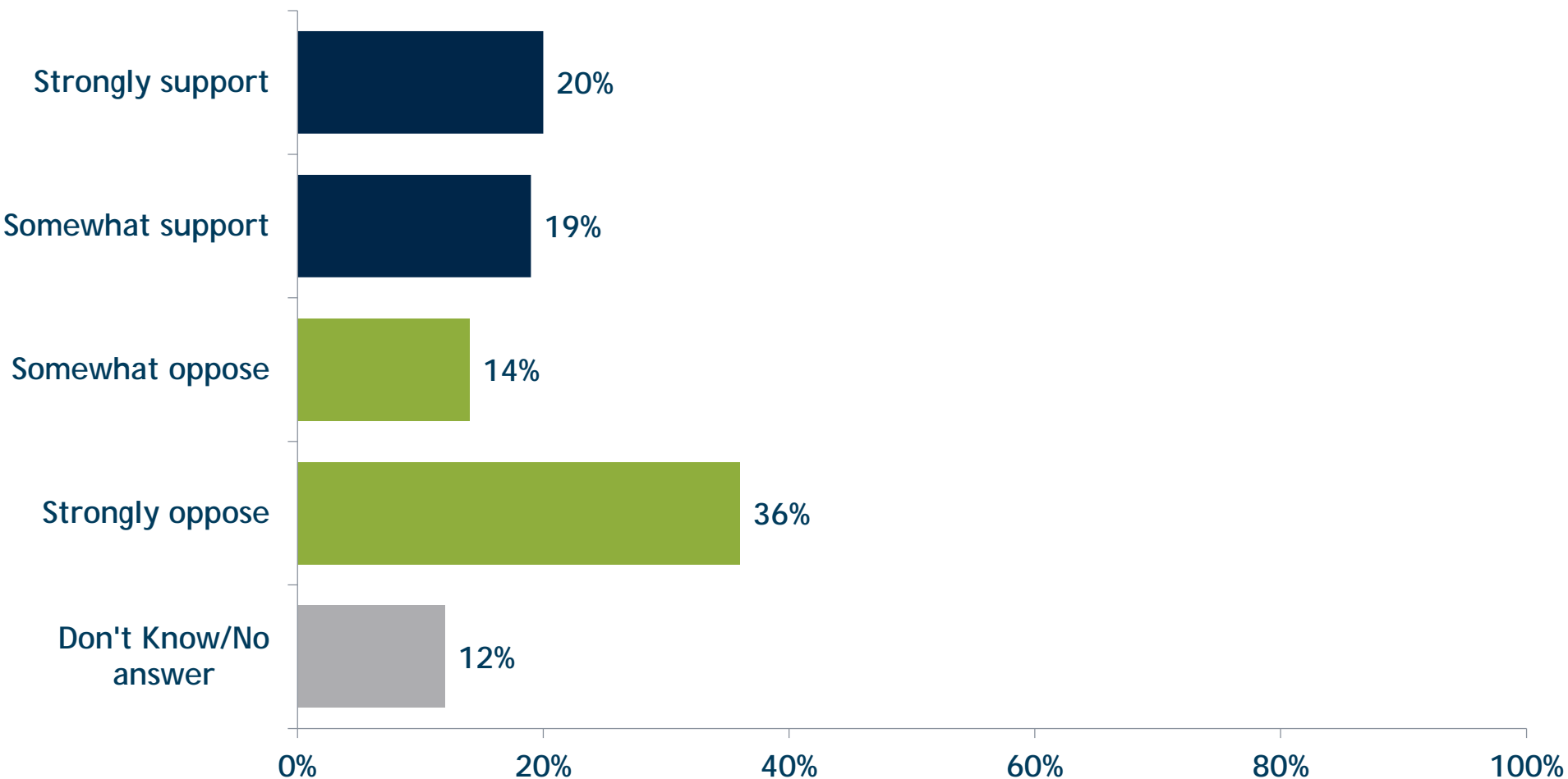
Does the country of origin of these buyers matter to you?

(Respondents who state that they somewhat or absolutely support the purchase of land and property in BiH by foreign citizens. [N=520]. Single answer.)



Do you strongly support, somewhat support, somewhat oppose or strongly oppose alcohol bans in venues built by Arab investors?

(All respondents [N=1,537]. Single answer.)



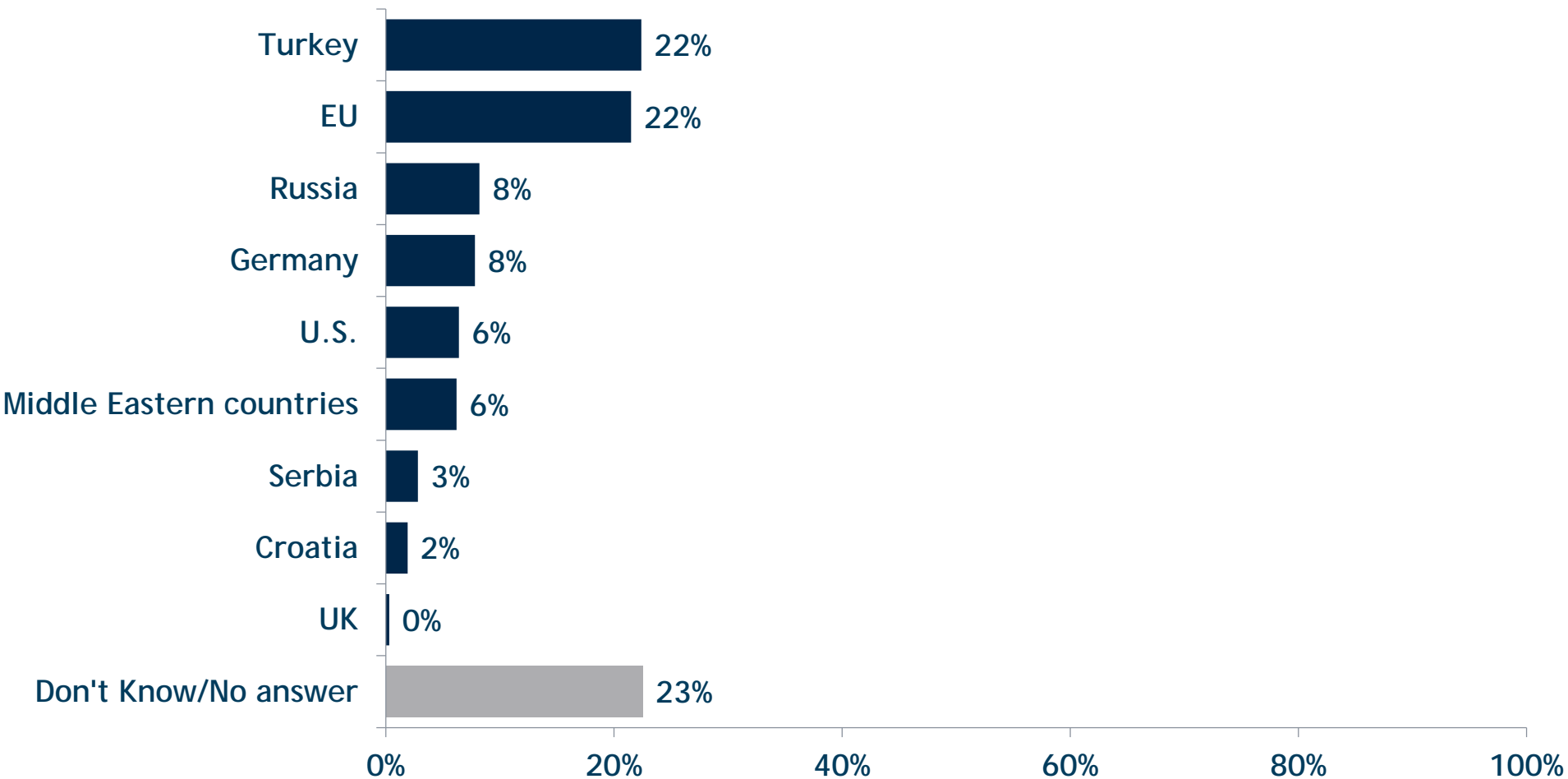
Do you strongly support, somewhat support, somewhat oppose or strongly oppose alcohol bans in venues built by Arab investors? (continued; disaggregated by ethnicity)

(All respondents [N=1,537]. Single answer.)

Answers	Bosniak	Croat	Serb
Strongly support	26%	13%	12%
Somewhat support	21%	15%	18%
Somewhat oppose	12%	15%	17%
Strongly oppose	29%	47%	40%
Don't know/No answer	12%	10%	12%

In your opinion, who is the biggest foreign donor to BiH?

(All respondents [N=1,537]. Single answer.)



In your opinion, who is the biggest foreign donor to BiH? (continued; disaggregated by ethnicity)

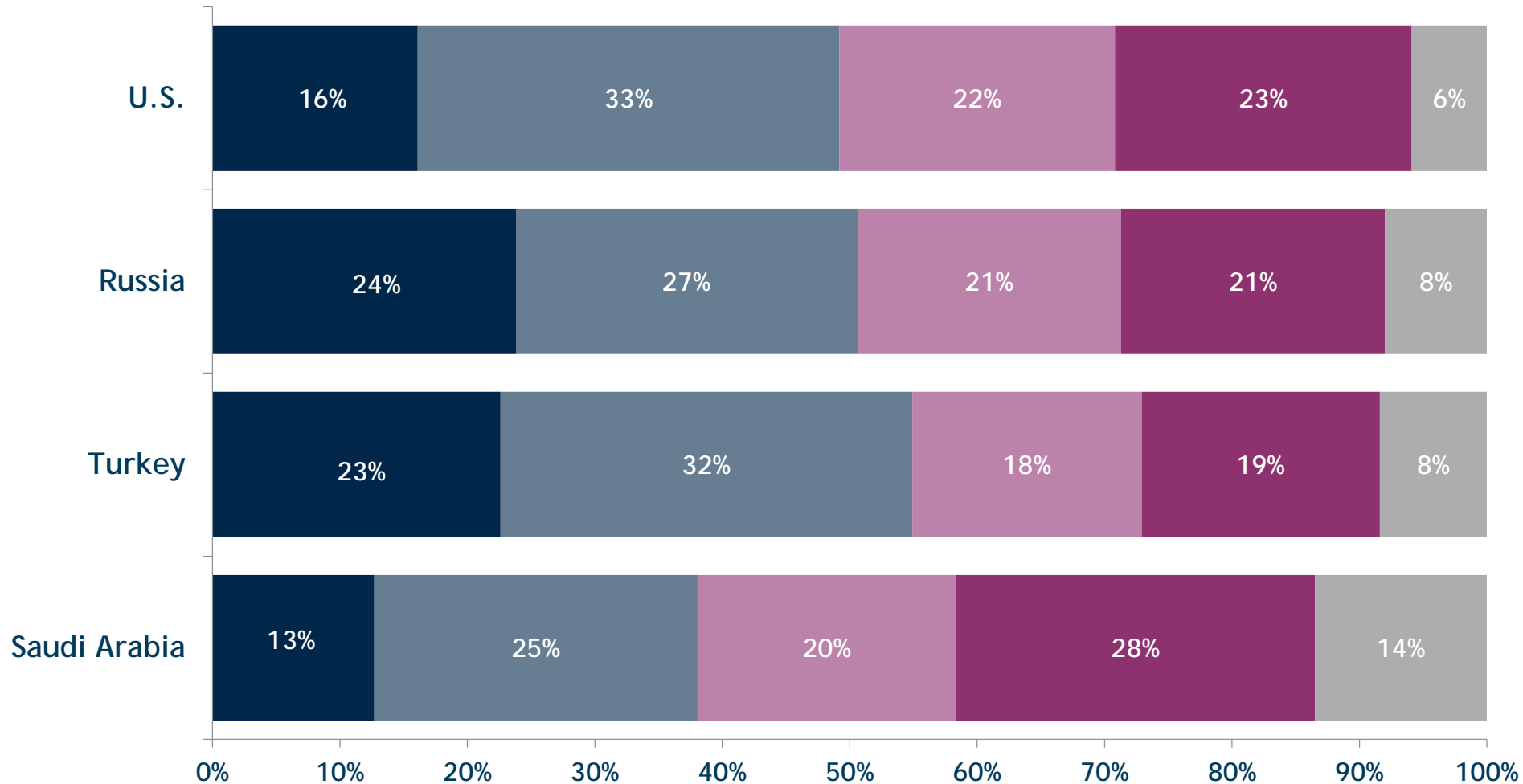
(All respondents [N=1,537]. Multiple Answers. First replies with a share of 1% or more.)

Answers	Bosniak	Croat	Serb
Turkey	38%	5%	7%
EU	21%	26%	20%
Russia	1%	2%	22%
Germany	10%	12%	3%
U.S.	5%	12%	7%
Middle Eastern countries	5%	4%	8%
Serbia	0%	1%	8%
Croatia	1%	9%	0%
UK	0%	1%	1%
Don't know/No answer	18%	29%	24%

What is your opinion of the role of the United States, Russia, Turkey and Saudi Arabia in Bosnia? Is it mostly positive, somewhat positive, somewhat negative or mostly negative?

(All respondents [N=1,537]. Single answer per item.)

■ Mostly positive ■ Somewhat positive ■ Somewhat negative ■ Mostly negative ■ Don't know/No answer

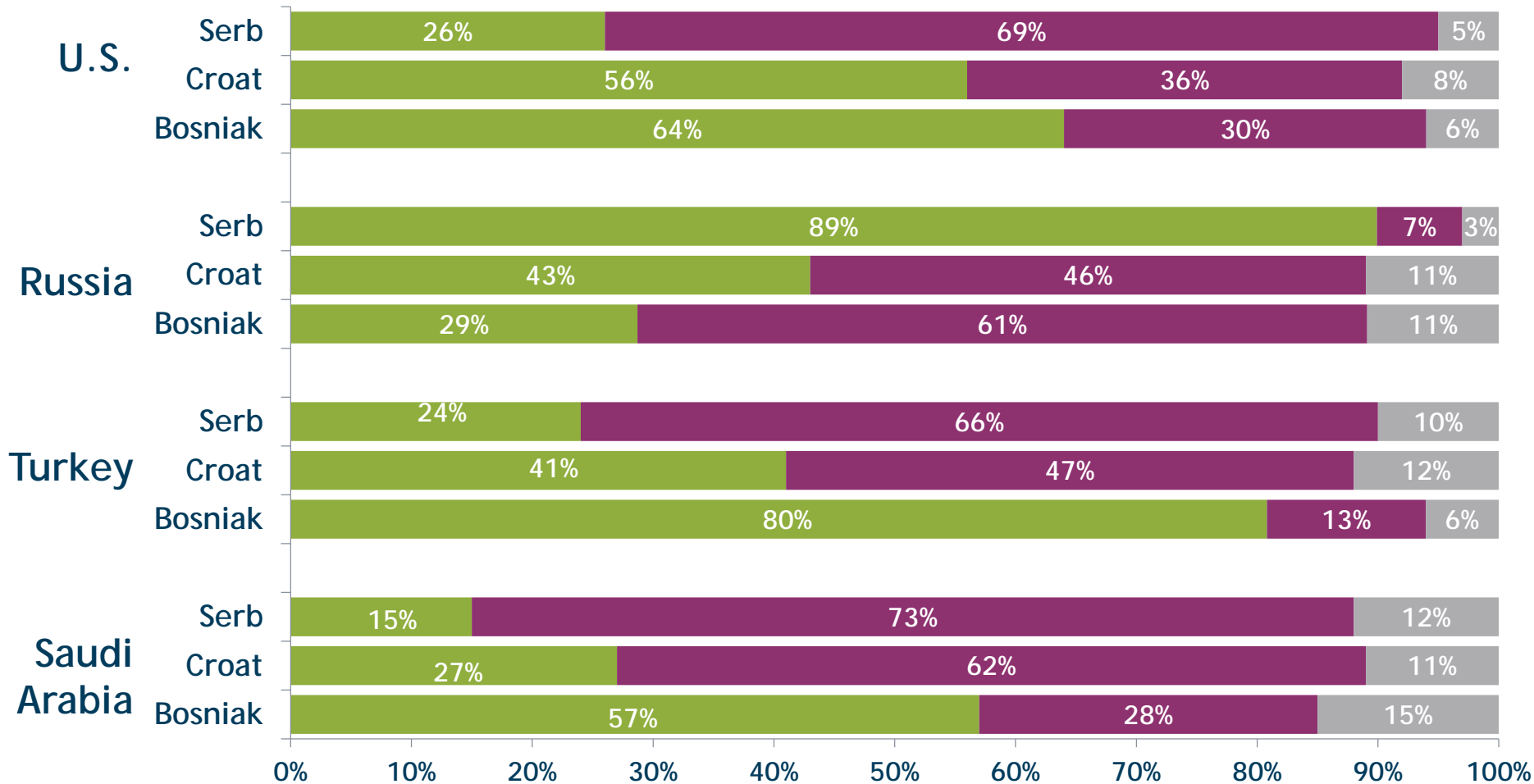


What is your opinion of the role of the United States, Russia, Turkey and Saudi Arabia in Bosnia? Is it mostly positive, somewhat positive, somewhat negative or mostly negative?

(continued; disaggregated by ethnicity)

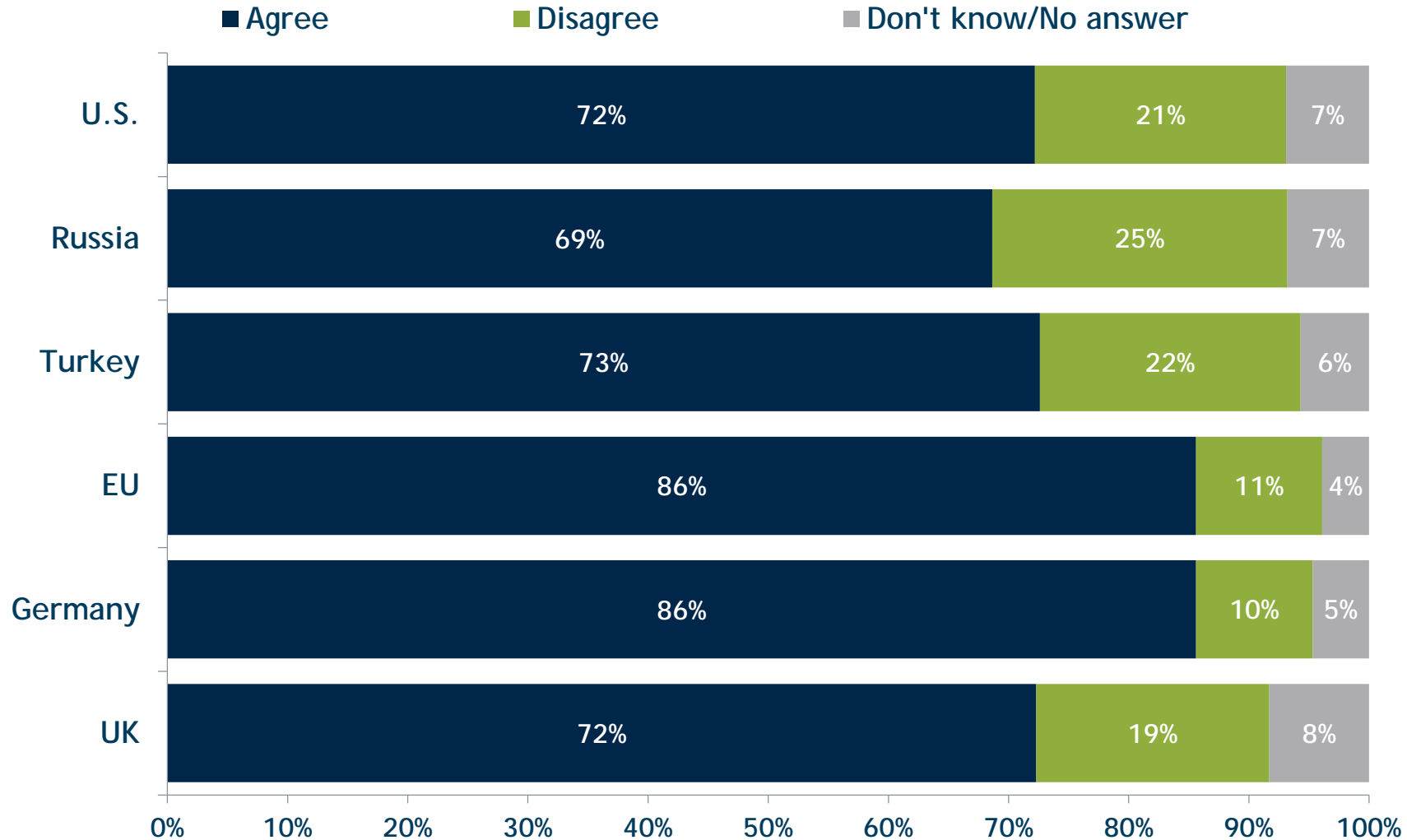
(All respondents [N=1,537]. Single answer per item.)

■ Mostly or somewhat positive ■ Mostly or somewhat negative ■ Don't know/No answer



Do you agree or disagree that maintaining strong relations with the United States, Russia, Turkey, the European Union, Germany and United Kingdom is in BiH's national interest?

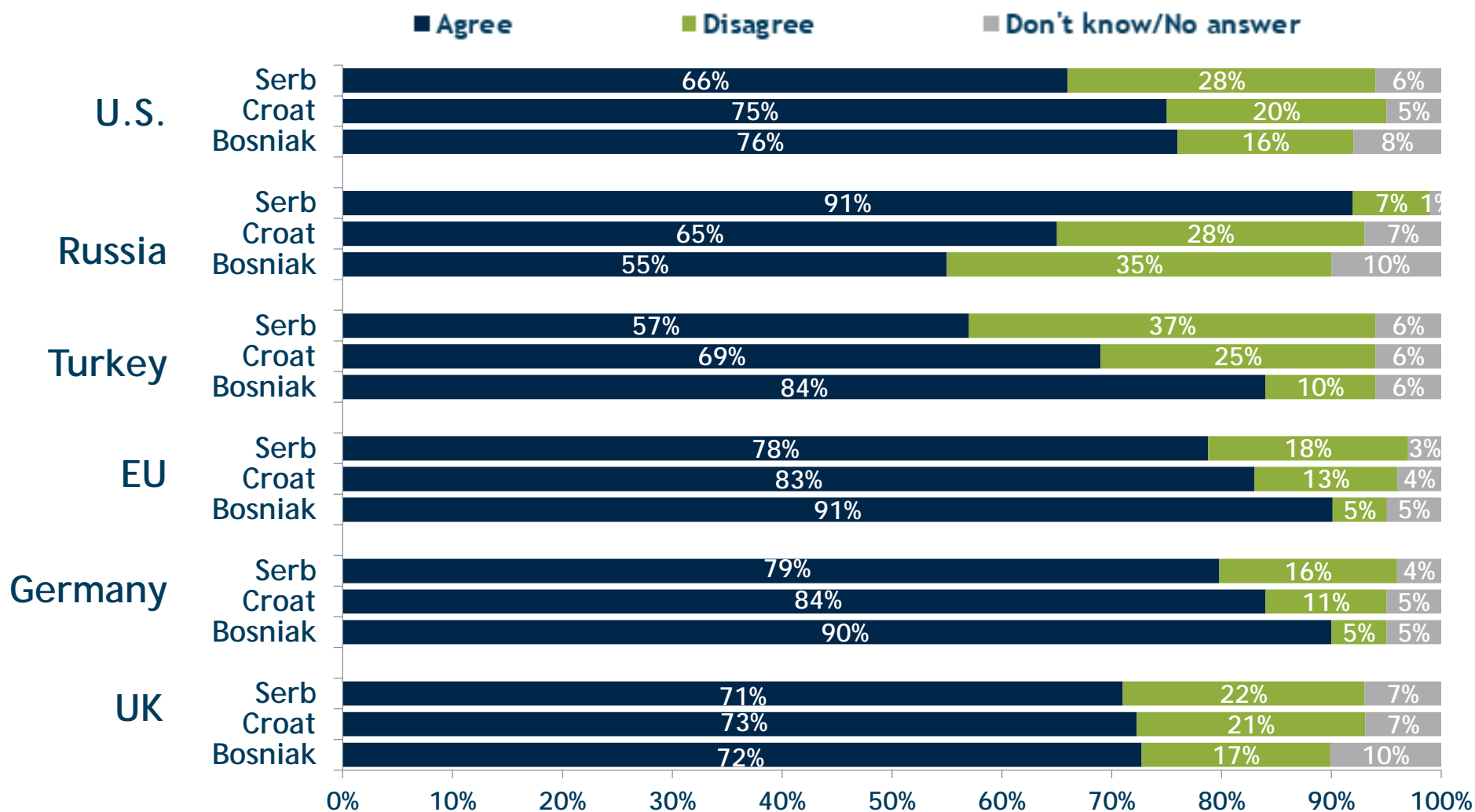
(All respondents [N=1,537]. Single answer per item.)



Do you agree or disagree that maintaining strong relations with the United States, Russia, Turkey, the European Union, Germany and United Kingdom is in BiH's national interest ?

(continued; disaggregated by ethnicity)

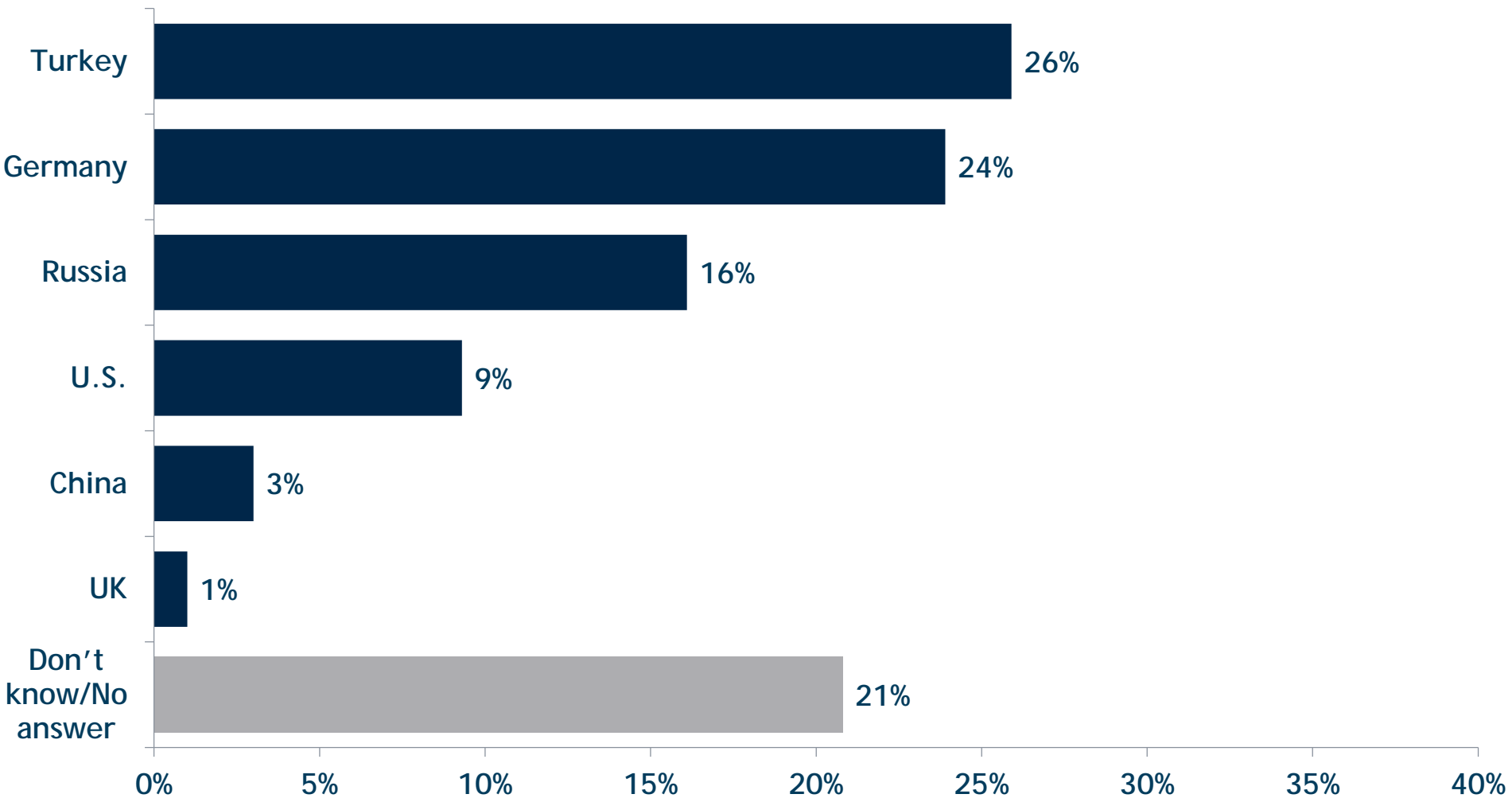
(All respondents [N=1537]. Single answer per item.)





In your opinion, which of the listed countries is BiH's greatest ally?

(All respondents [N=1,537]. Single answer.)



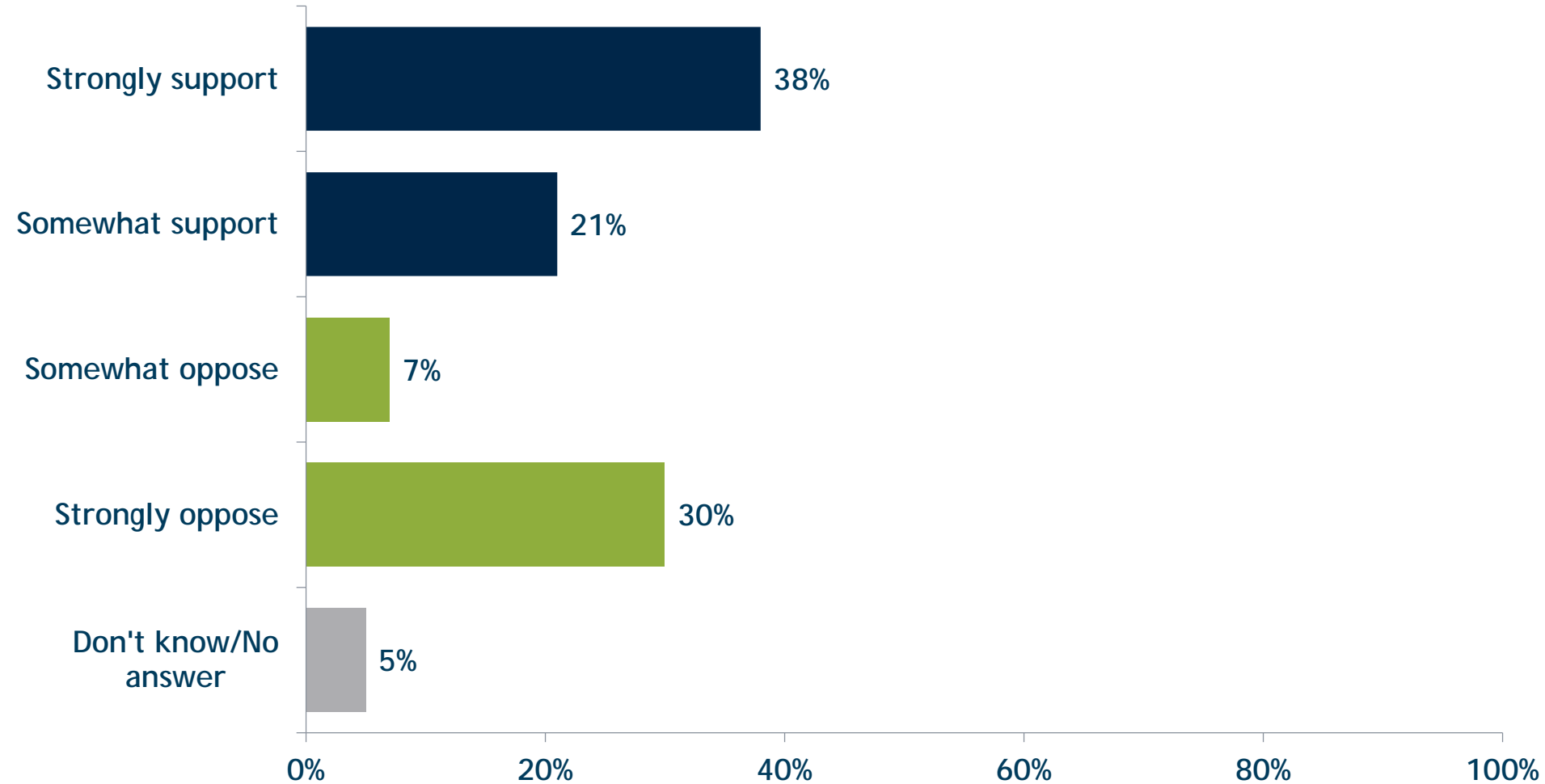
In your opinion, which of the listed countries is BiH's greatest ally? (continued; disaggregated by ethnicity)

(All respondents [N=1,537]. Single answer.)

Answers	Bosniak	Croat	Serb
Turkey	43%	5%	10%
Germany	29%	41%	9%
Russia	0%	2%	47%
U.S.	9%	12%	9%
China	1%	1%	8%
UK	0%	1%	2%
Don't know/No answer	18%	39%	16%

To what extent do you support or oppose BiH's accession to NATO?

(All respondents [N=1,537]. Single answer.)



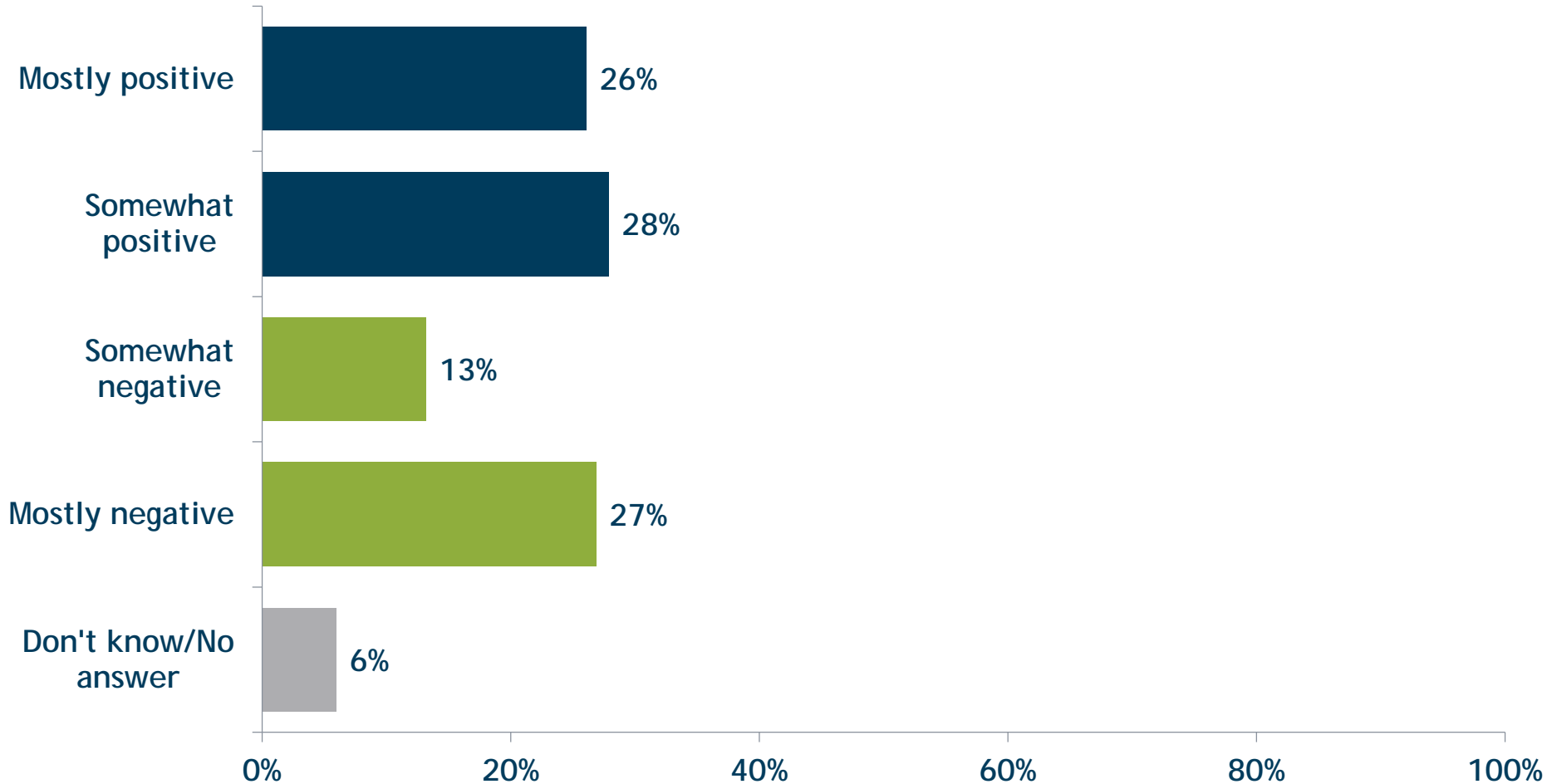
To what extent do you support or oppose BiH's accession to NATO? (continued; disaggregated by ethnicity)

(All respondents [N=1,537]. Single answer.)

Answers	Bosniak	Croat	Serb
Strongly support	57%	53%	2%
Somewhat support	27%	31%	7%
Somewhat oppose	4%	7%	11%
Strongly oppose	6%	7%	76%
Don't know/No answer	6%	2%	3%

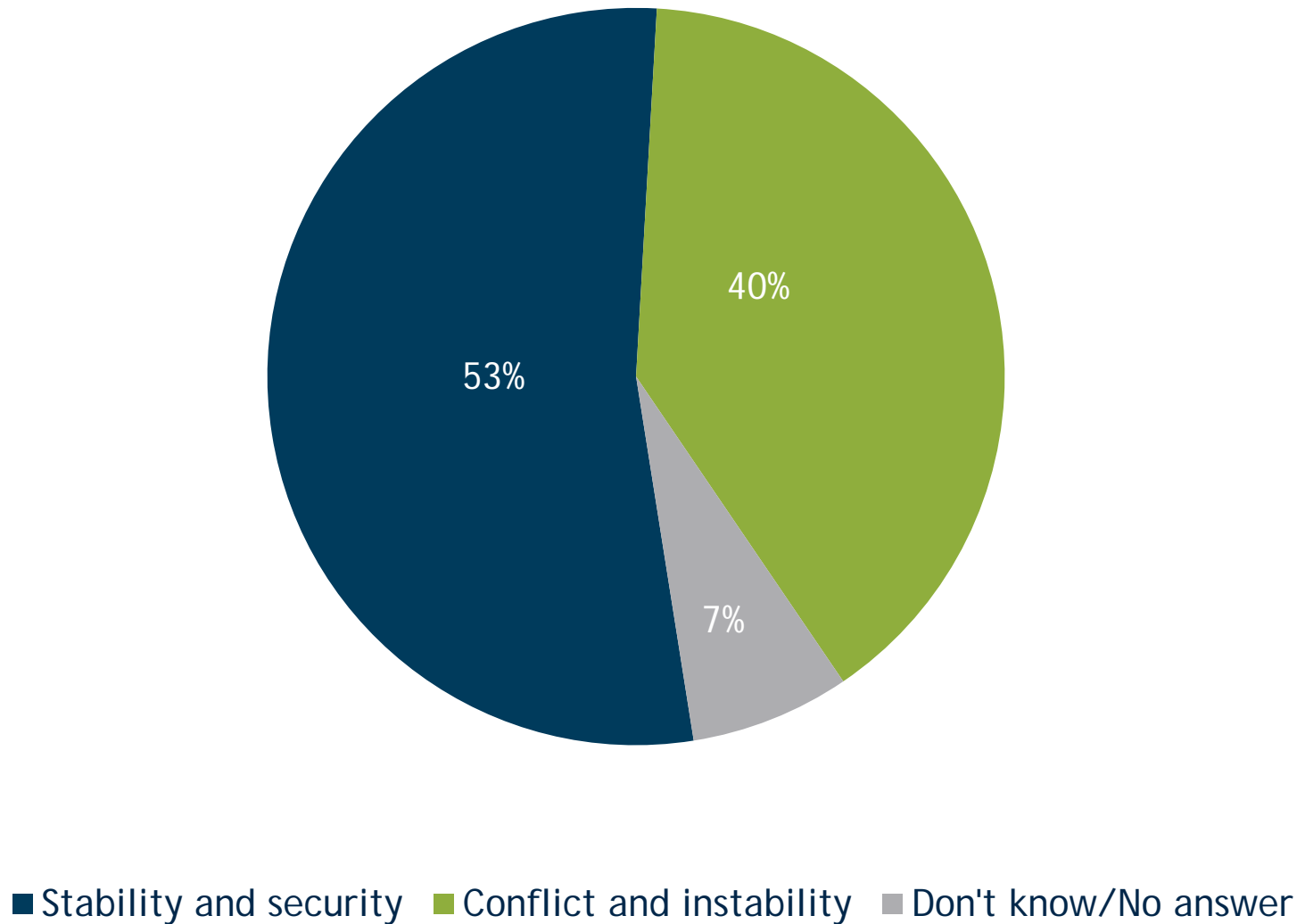
How do you view the role of NATO in the world: mostly positive, somewhat positive, somewhat negative or mostly negative?

(All respondents [N=1,537]. Single answer.)



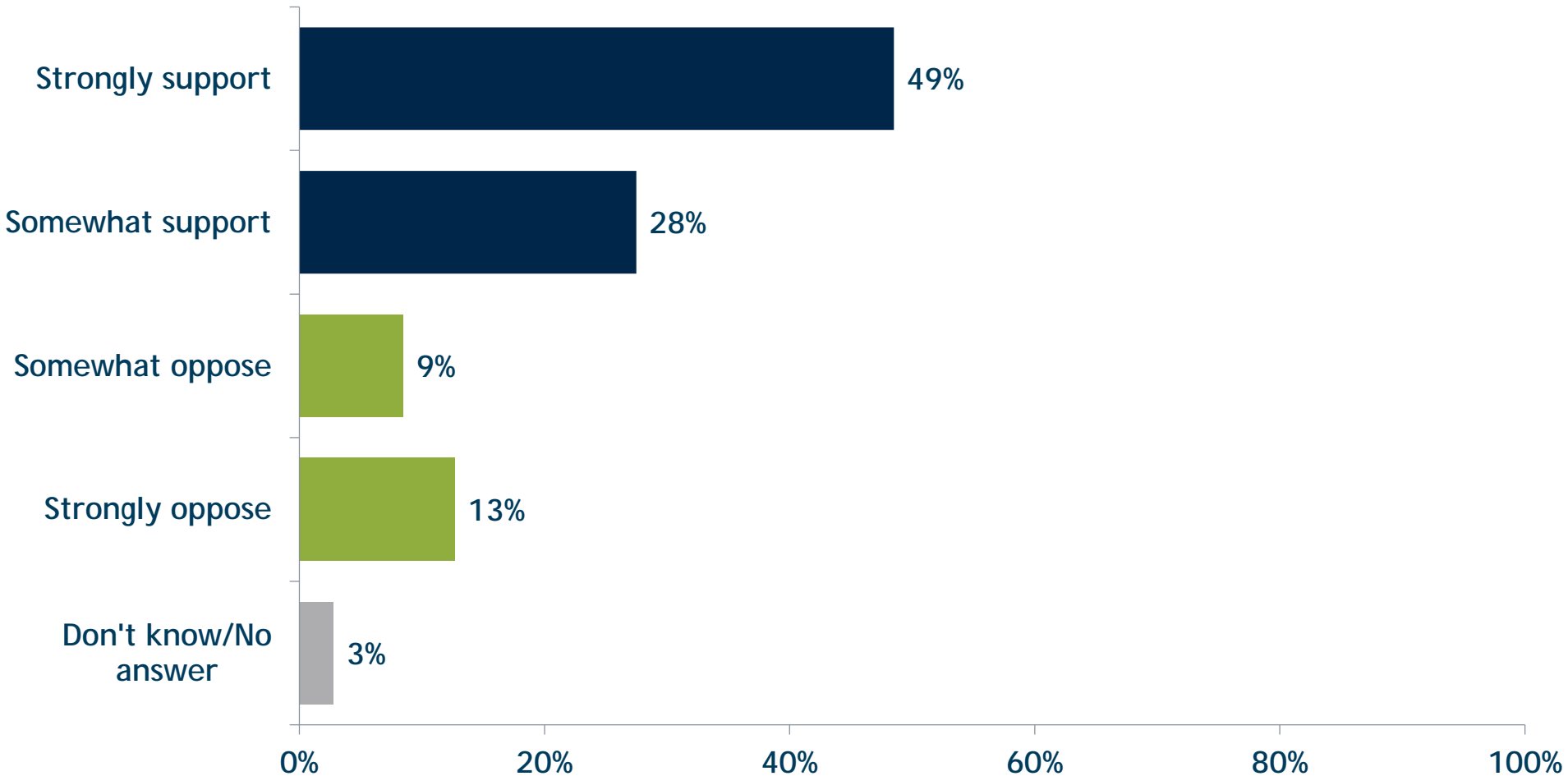
NATO is most closely associated with which of the following?

(All respondents [N=1,537]. Single answer.)



To what extent do you support or oppose BiH's accession to the EU?

(All respondents [N=1,537]. Single answer.)



To what extent do you support or oppose BiH's accession to the EU? (continued; disaggregated by ethnicity)

(All respondents [N=1,537]. Single answer.)

Answers	Bosniak	Croat	Serb
Strongly support	65%	59%	18%
Somewhat support	24%	27%	35%
Somewhat oppose	3%	5%	19%
Strongly oppose	5%	8%	27%
Don't know/No answer	3%	1%	3%

Do you have a very favorable, somewhat favorable, somewhat unfavorable or very unfavorable opinion of the following world leaders or have not heard of him/her at all?

(All respondents [N=1,537]. Single answer.)

■ Favorable ■ Unfavorable ■ Don't know/No answer

Angela Merkel

64%

22%

15%

Vladimir Putin

55%

32%

14%

Recep Tayyip Erdogan

44%

31%

25%

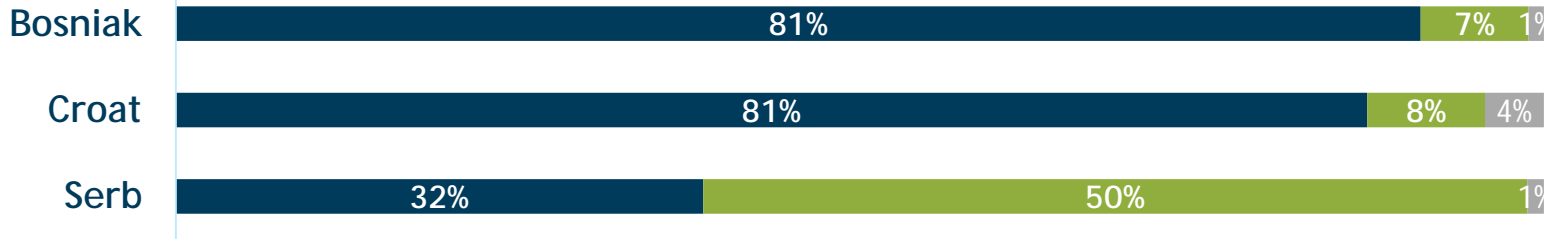
Do you have a very favorable, somewhat favorable, somewhat unfavorable or very unfavorable opinion of the following world leaders or have not heard of him/her at all?

(continued; disaggregated by ethnicity)

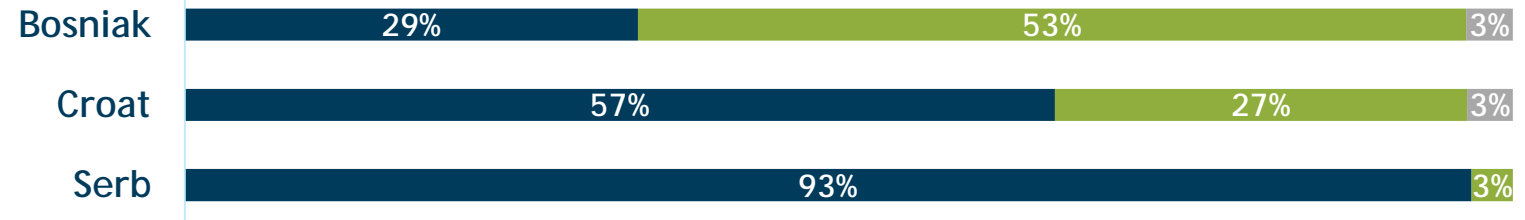
(Respondents who had heard of each leader. Single answer.)

■ Favorable ■ Unfavorable ■ Don't know/No answer

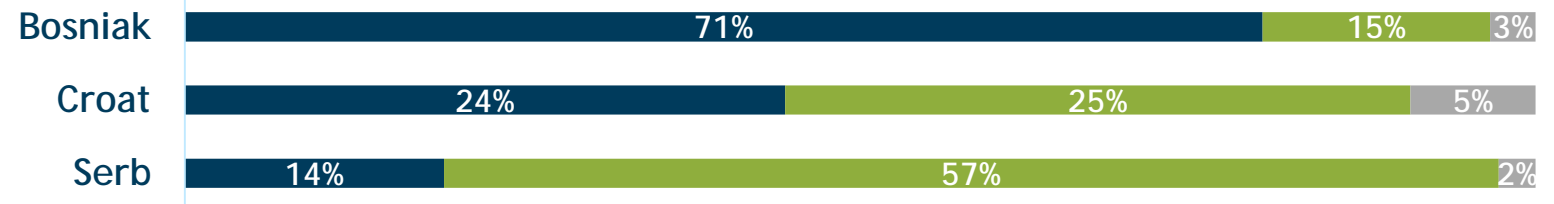
Angela
Merkel



Vladimir
Putin

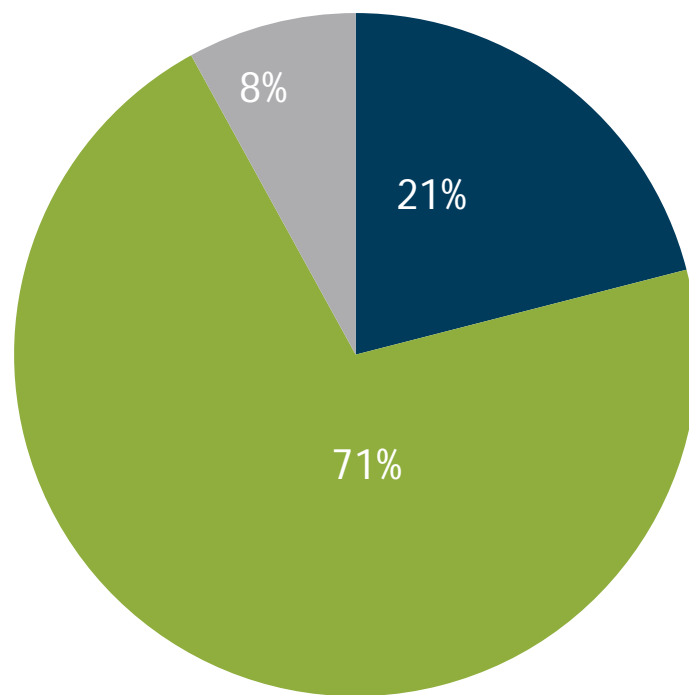


Recep
Tayyip
Erdogan



Would you support or oppose the introduction of the Turkish language as mandatory in BiH high schools?

(All respondents [N=1,537]. Single answer.)



■ Support

■ Oppose

■ Don't know/No answer

Would you support or oppose the introduction of the Turkish language as mandatory in BiH high schools?

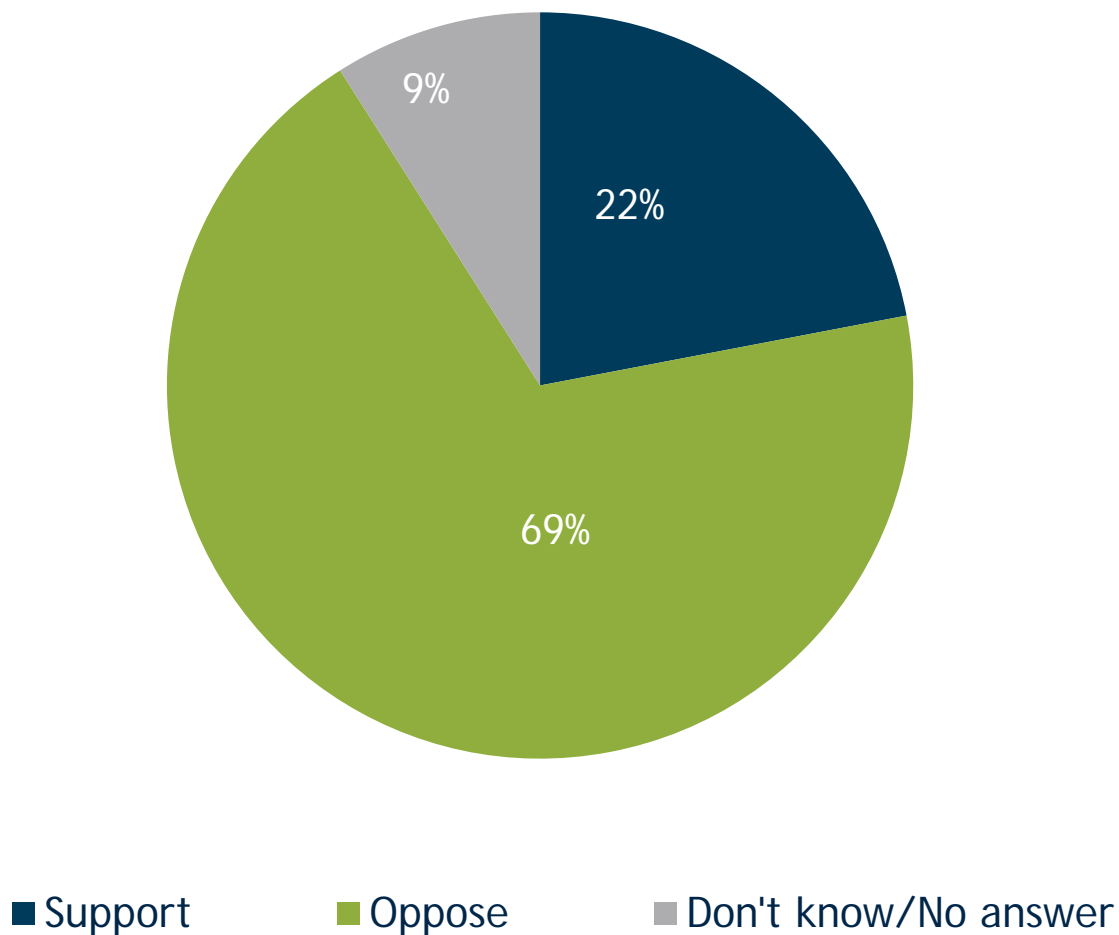
(continued; disaggregated by ethnicity)

(All respondents [N=1,537]. Single answer.)

Answers	Bosniak	Croat	Serb
Support	35%	9%	4%
Oppose	56%	73%	92%
Don't know/No answer	9%	18%	4%

Would you support or oppose the introduction of the Russian language as mandatory in BiH high schools?

(All respondents [N=1,537]. Single answer.)



Would you support or oppose the introduction of the Russian language as mandatory in BiH high schools?

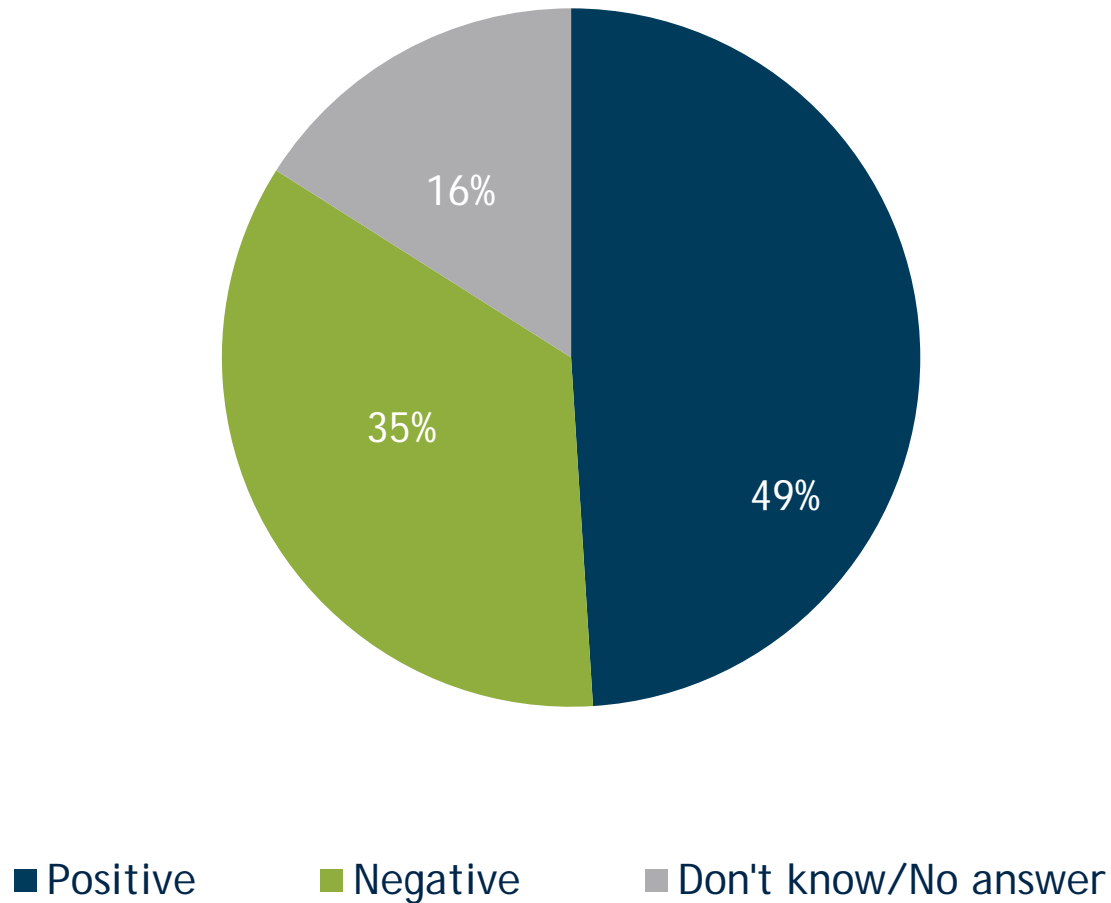
(continued; disaggregated by ethnicity)

(All respondents [N=1,537]. Single answer.)

Answers	Bosniak	Croat	Serb
Support	12%	9%	44%
Oppose	80%	76%	46%
Don't know/No answer	8%	16%	10%

What is your opinion of the Russian economic presence in BiH?

(All respondents [N=1,537]. Single answer.)



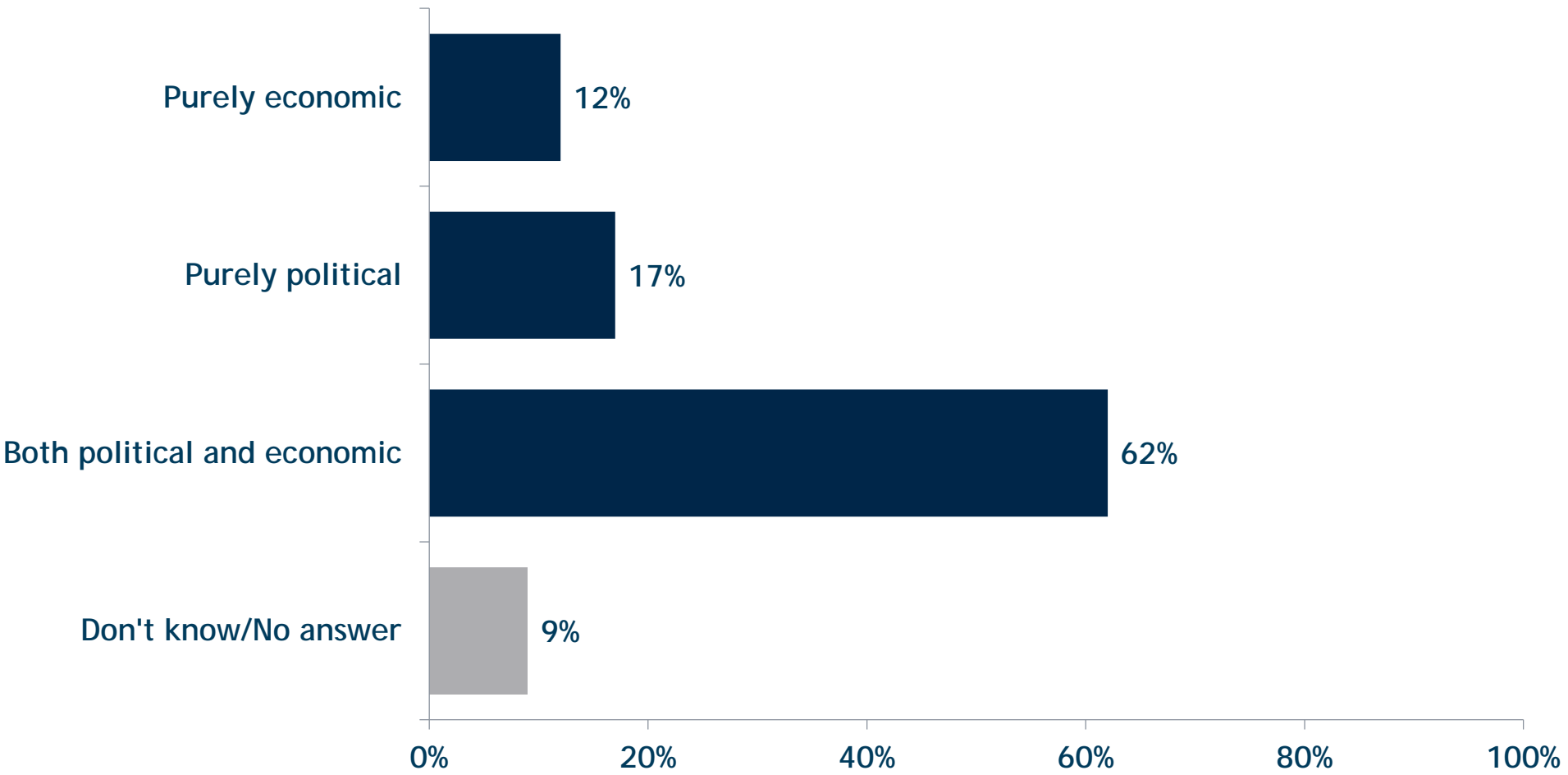
What is your opinion of the Russian economic presence in BiH? (continued; disaggregated by ethnicity)

(All respondents [N=1,537]. Single answer.)

Answers	Bosniak	Croat	Serb
Positive	26%	34%	91%
Negative	51%	43%	6%
Don't know/No answer	22%	23%	3%

In your opinion, what are the motives behind Russia's investments in BiH?

(All respondents [N=1,537]. Single answer.)



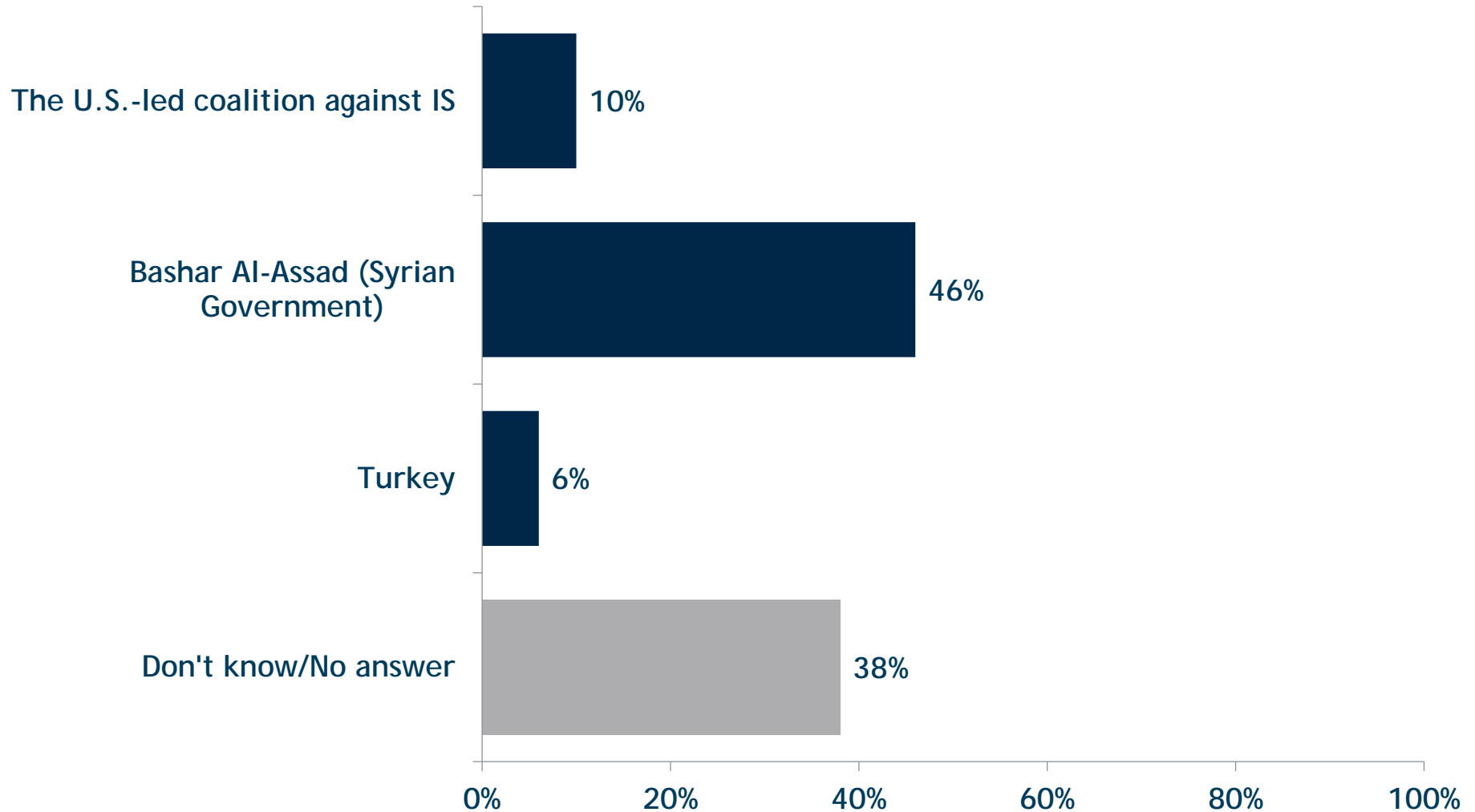
In your opinion, what are the motives behind Russia's investments in BiH? (continued; disaggregated by ethnicity)

(All respondents [N=1,537]. Single answer.)

Answers	Bosniak	Croat	Serb
Purely economic	7%	10%	23%
Purely political	24%	12%	5%
Both political and economic	58%	66%	67%
Don't know/No answer	10%	12%	5%

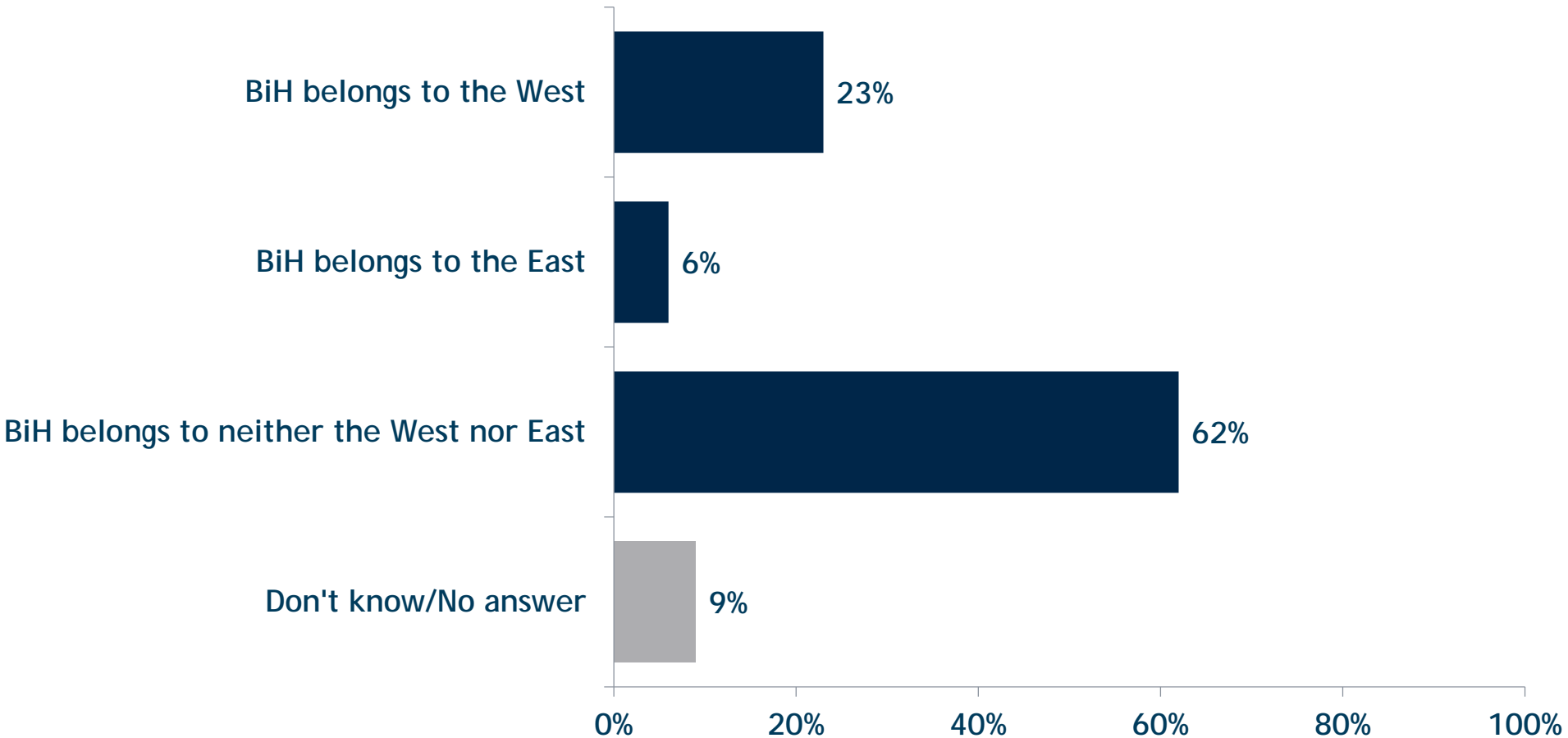
To your knowledge, who is Russia supporting in Syria?

(All respondents [N=1,537]. Single answer.)



Which statement is closest to your opinion?

(All respondents [N=1,537]. Single answer.)



Which statement is closest to your opinion? (continued; disaggregated by ethnicity)

(All respondents [N=1,537]. Single answer.)

Answers	Bosniak	Croat	Serb
BiH belongs to the West	29%	17%	15%
BiH belongs to the East	4%	5%	11%
BiH belongs to neither the West nor East	59%	72%	62%
Don't know/No answer	9%	6%	11%



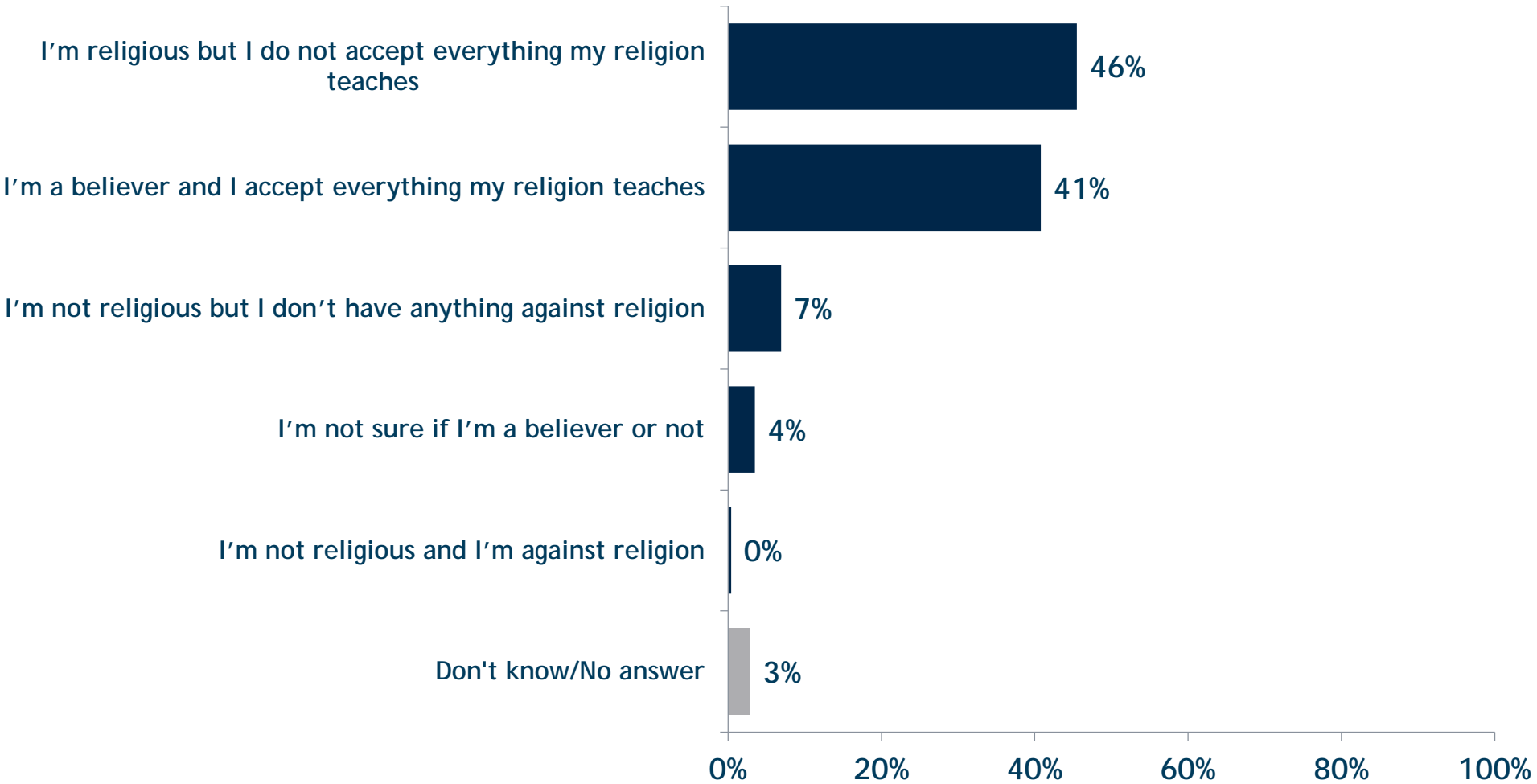
Religious Views



A PROJECT FROM THE INTERNATIONAL REPUBLICAN INSTITUTE

Which sentence describes you the best?

(All respondents [N=1,537]. Single answer.)



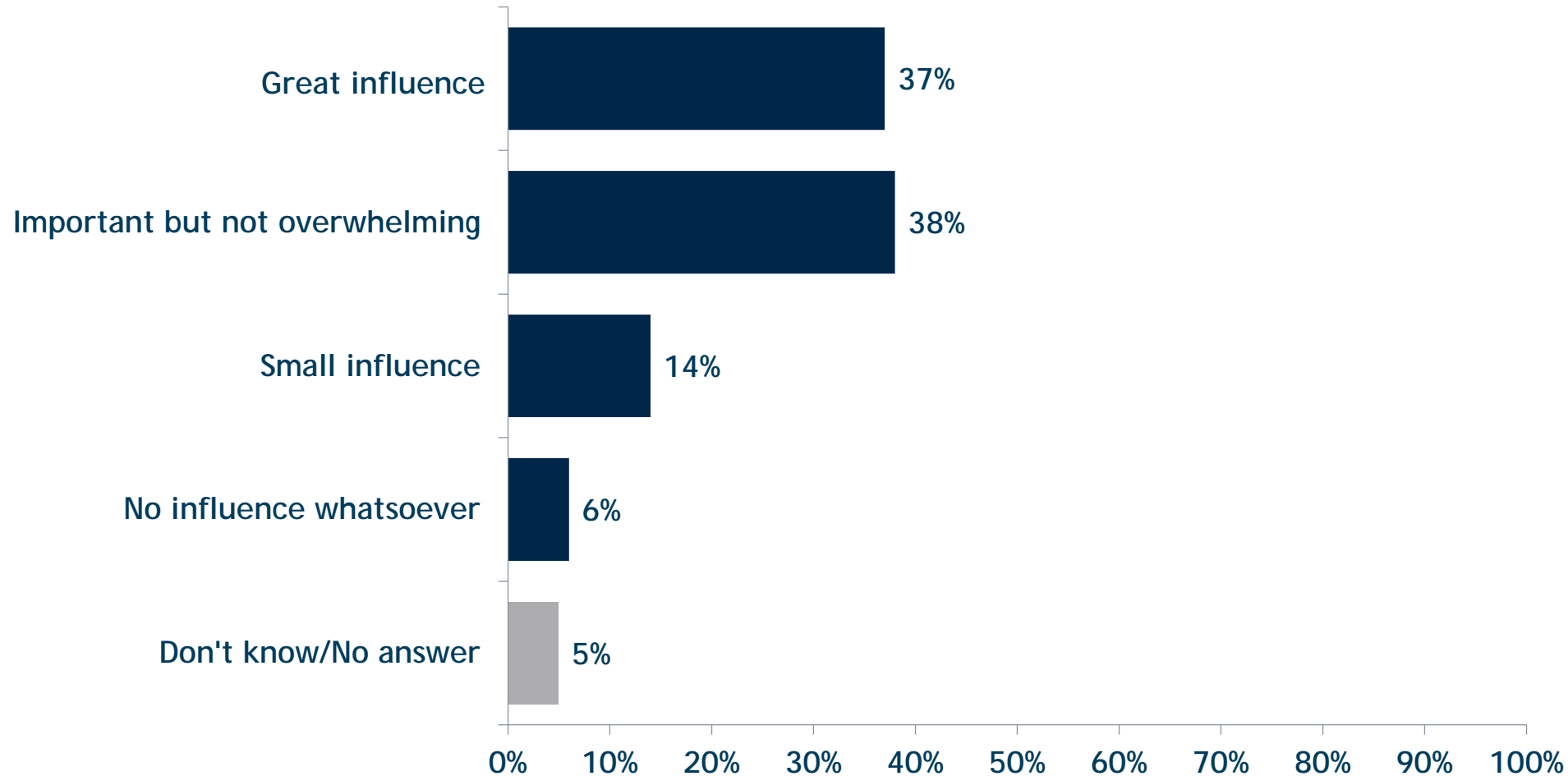
Which sentence describes you the best? (continued; disaggregated by ethnicity)

(All respondents [N=1,537]. Single answer.)

Answers	Bosniak	Croat	Serb
I'm religious but I do not accept everything my religion teaches	42%	43%	52%
I'm a believer and I accept everything my religion teaches	45%	51%	34%
I'm not religious but I don't have anything against religion	5%	4%	8%
I'm not sure if I'm a believer or not	3%	0%	5%
I'm not religious and I'm against religion	0%	0%	0%
Don't know/No answer	4%	1%	1%

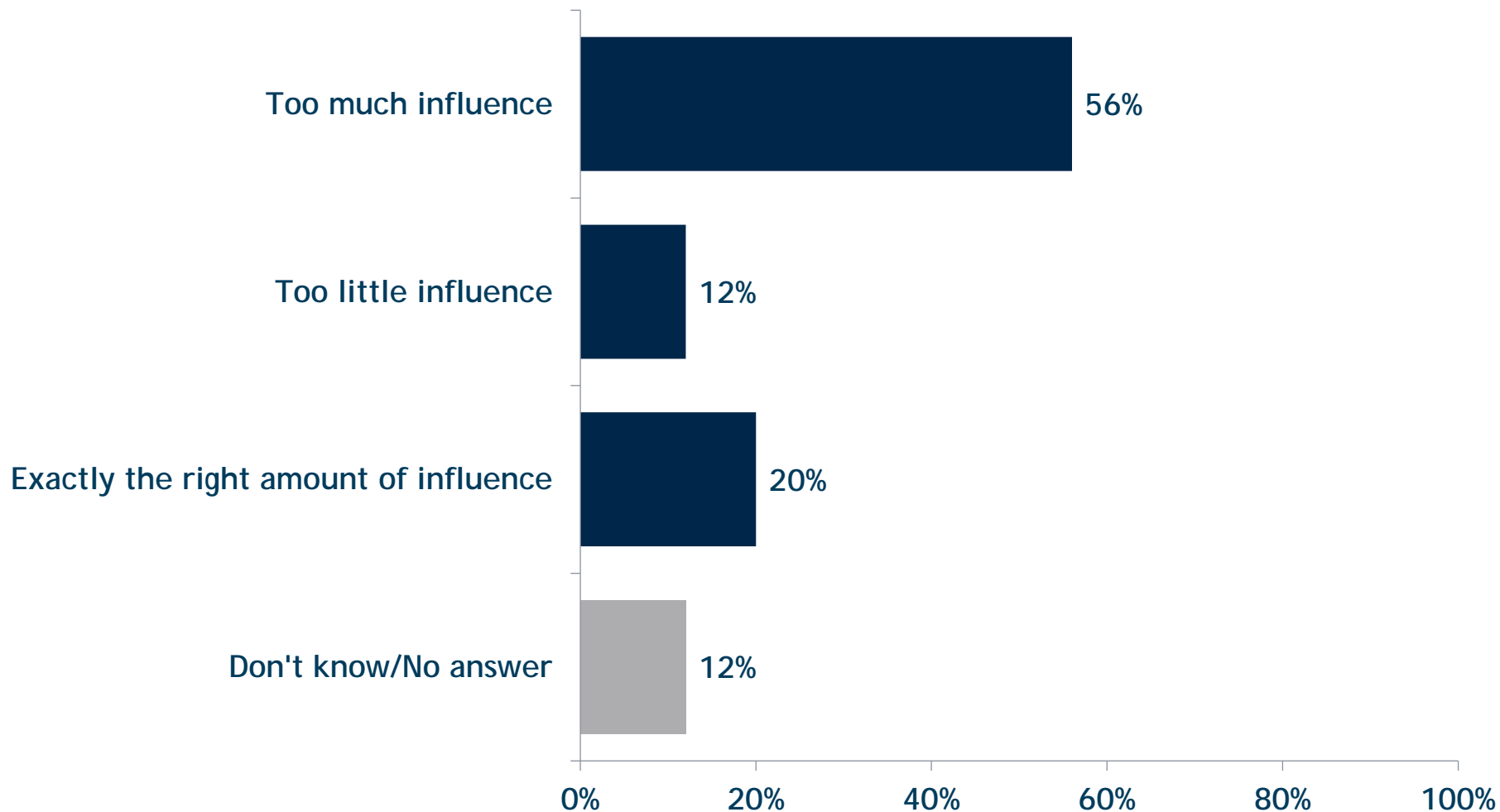
How would you evaluate the level of influence of religious communities in the country?

(All respondents [N=1,537]. Single answer.)



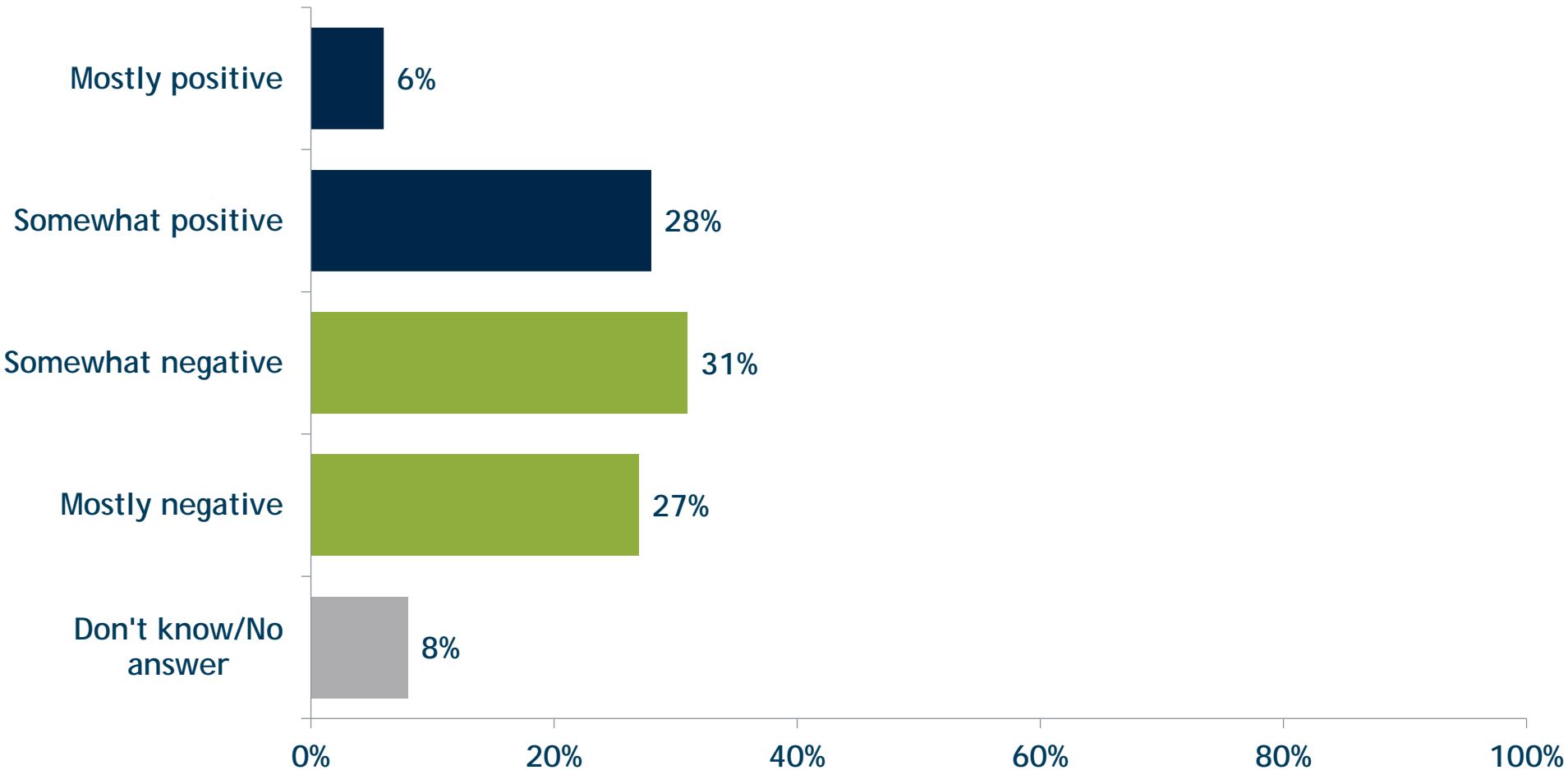
In your opinion, does religion have too much influence on Bosnian politics, too little influence, or exactly the right amount of influence?

(All respondents [N=1,537]. Single answer.)



Is it mostly positive, somewhat positive, somewhat negative, or mostly negative?

(Respondents who answered that the level of influence of religious communities in the country is "great" or "important but not overwhelming" [N=1,152])



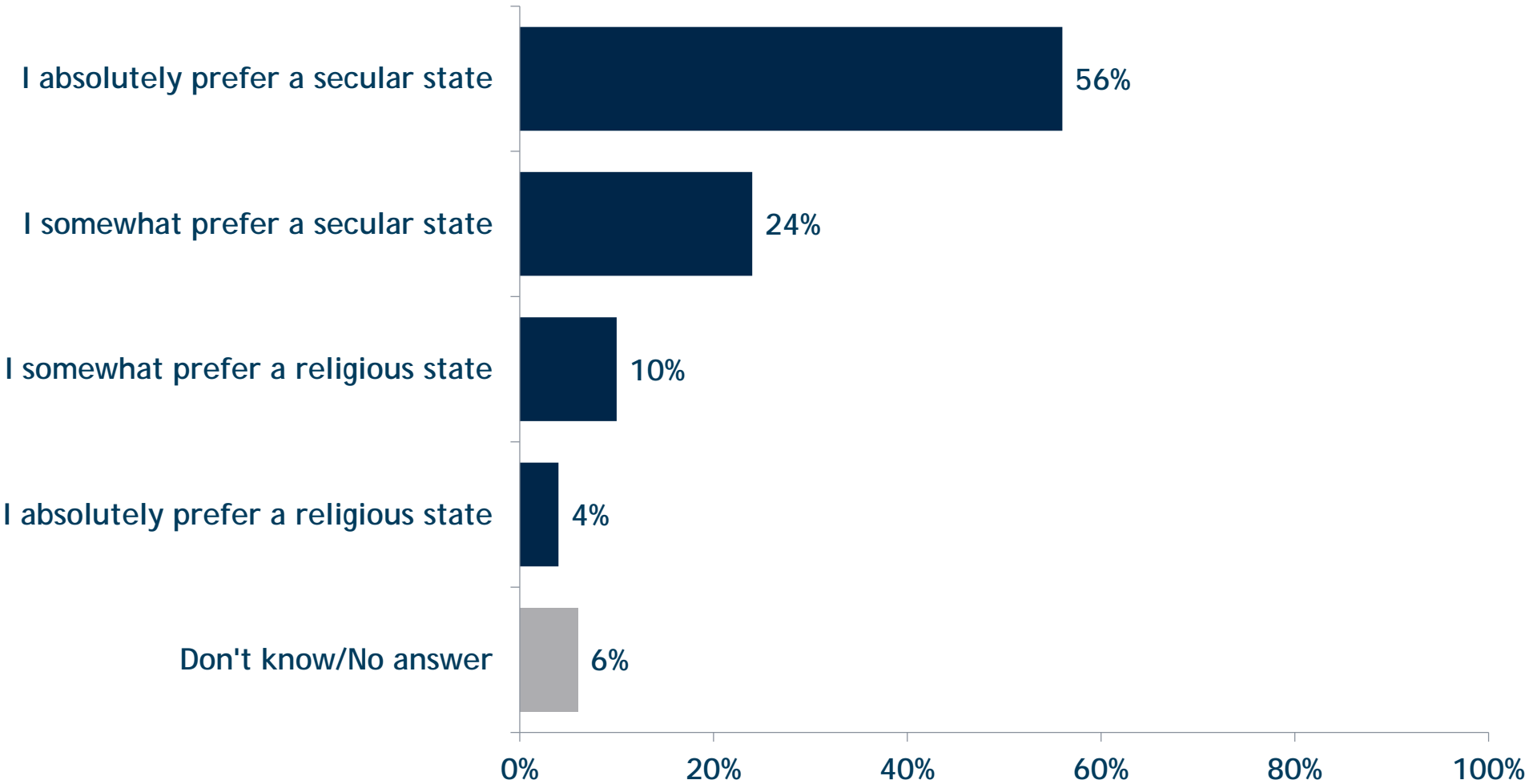
Is it mostly positive, somewhat positive, somewhat negative, or mostly negative? (continued; disaggregated by ethnicity)

(Respondents who answered that the level of influence of religious communities in the country is "great" or "important but not overwhelming" [N=1,152])

Answers	Bosniaks	Croats	Serbs
Mostly positive	9%	2%	3%
Somewhat positive	31%	37%	20%
Somewhat negative	27%	22%	43%
Mostly negative	24%	33%	27%
Don't know/No answer	9%	6%	7%

If you had a choice between a secular state or a religious state, which would you prefer to live in?

(All respondents [N=1,537]. Single answer.)



If you had a choice between a secular state or a religious state, which would you prefer to live in? (continued; disaggregated by ethnicity)

(All respondents [N=1,537]. Single answer.)

Answers	Bosniak	Croat	Serb
I absolutely prefer a secular state	58%	56%	49%
I somewhat prefer a secular state	21%	22%	30%
I somewhat prefer a religious state	9%	9%	13%
I absolutely prefer a religious state	5%	4%	4%
Don't know/No answer	8%	8%	5%

If you had a choice between a secular state or a religious state, which would you prefer to live in?

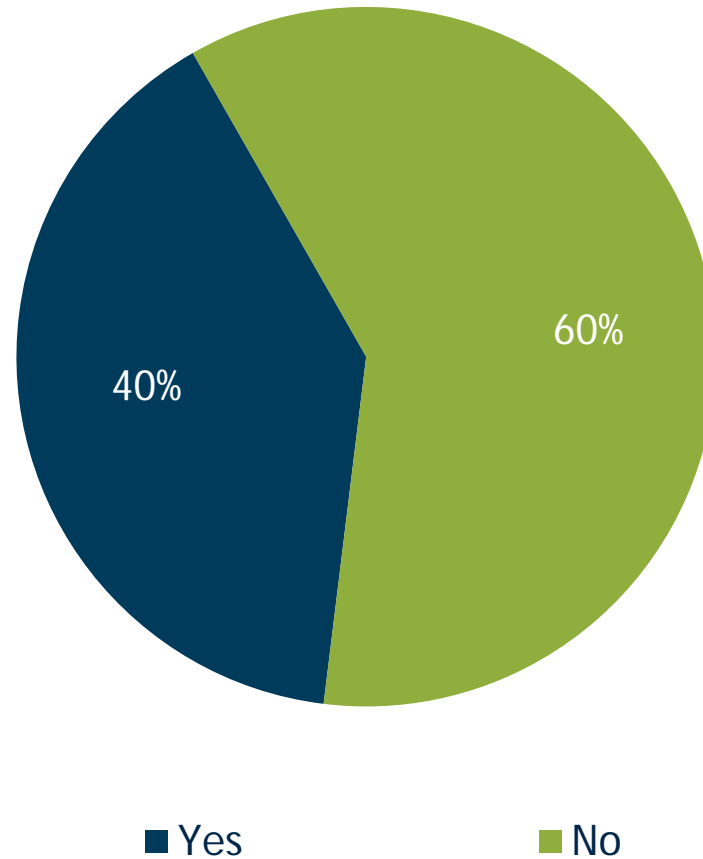
(continued; disaggregated by regions)

(All respondents [N=1,537]. Single answer.)

Answers	Una-Sana Canton	Tuzla Canton	Zenica-Doboj Canton	Central Bosnia Canton	Herzegovina-Neretva Canton	West Herzegovina Canton	Sarajevo Canton	Canton 10	Republika Srpska-North	Republika Srpska-East	Posavina Canton	Bosnian-Podrinje Canton	Brčko District
I absolutely prefer a secular state	49%	62%	54%	64%	54%	54%	63%	80%	50%	52%	63%	45%	43%
I somewhat prefer a secular state	24%	23%	23%	22%	33%	7%	14%	14%	25%	33%	6%	36%	22%
I somewhat prefer a religious state	12%	6%	7%	3%	8%	23%	10%	0%	14%	10%	11%	0%	20%
I absolutely prefer a religious state	3%	5%	2%	5%	1%	3%	7%	0%	4%	4%	21%	20%	11%
Don't know/No answer	12%	3%	14%	6%	4%	13%	6%	5%	6%	2%	0%	0%	3%

Have you heard of *para-jamaats*?

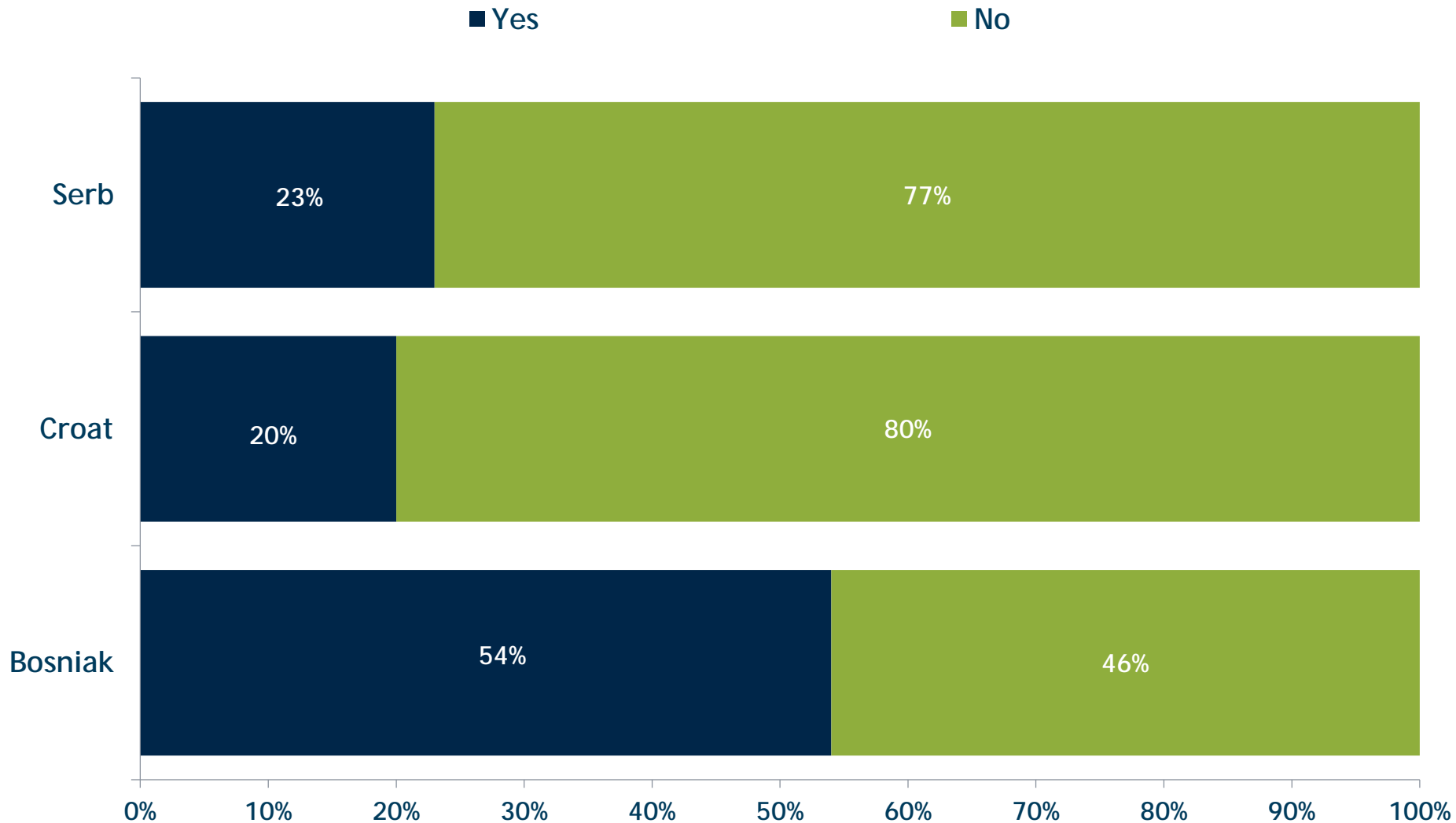
(All respondents [N=1,537]. Single answer.)



**Para-jamaats* are Islamic communities without ties to the official Islamic Community of Bosnia.

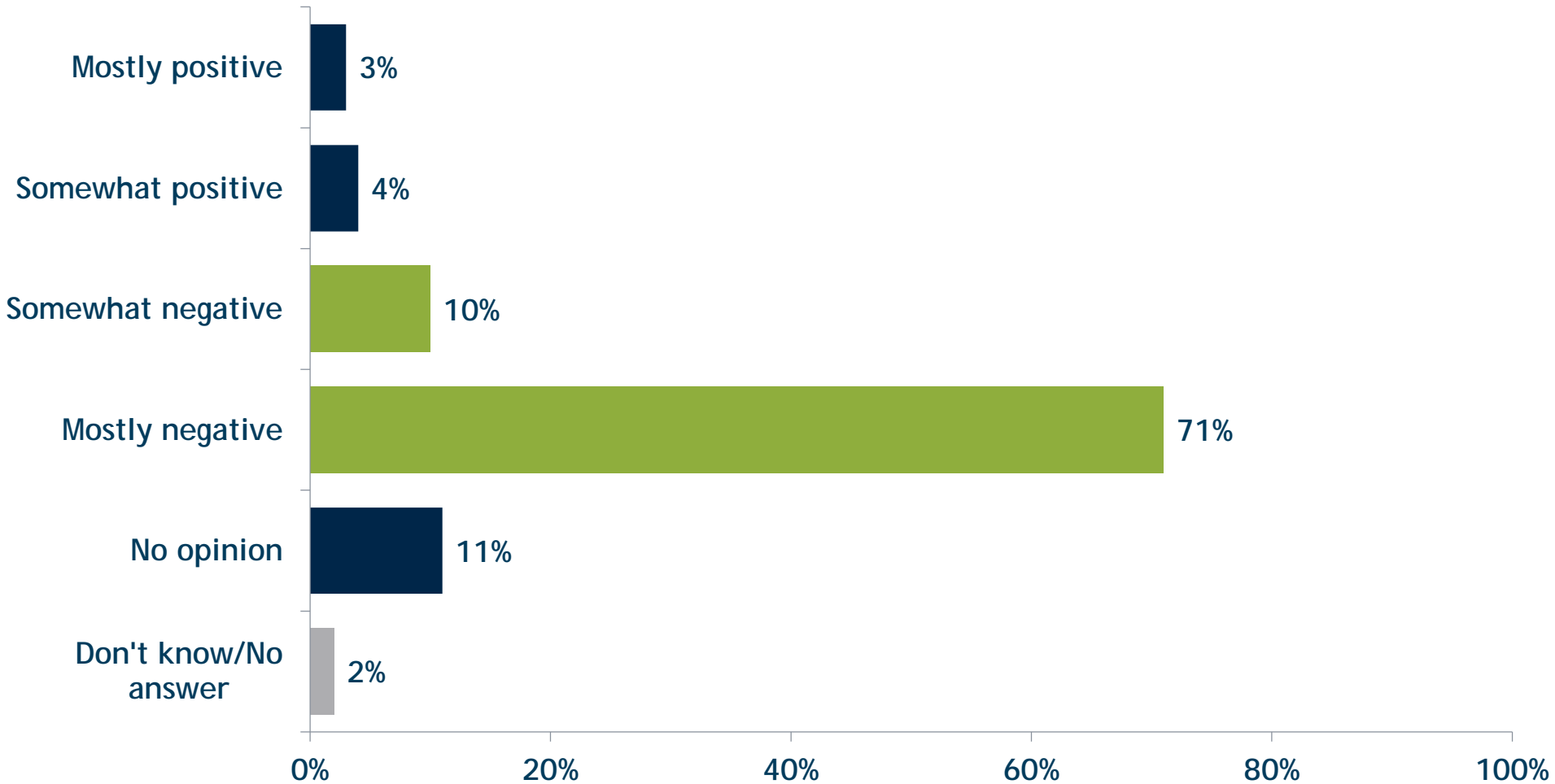
Have you heard of *para-jamaats*? (continued; disaggregated by ethnicity)

(All respondents [N=1,537]. Single answer)



Do you have a positive or negative opinion of *para-jamaats*?

(Respondents who answered that they have heard of *para-jamaats*. [N=612]. Single answer.)



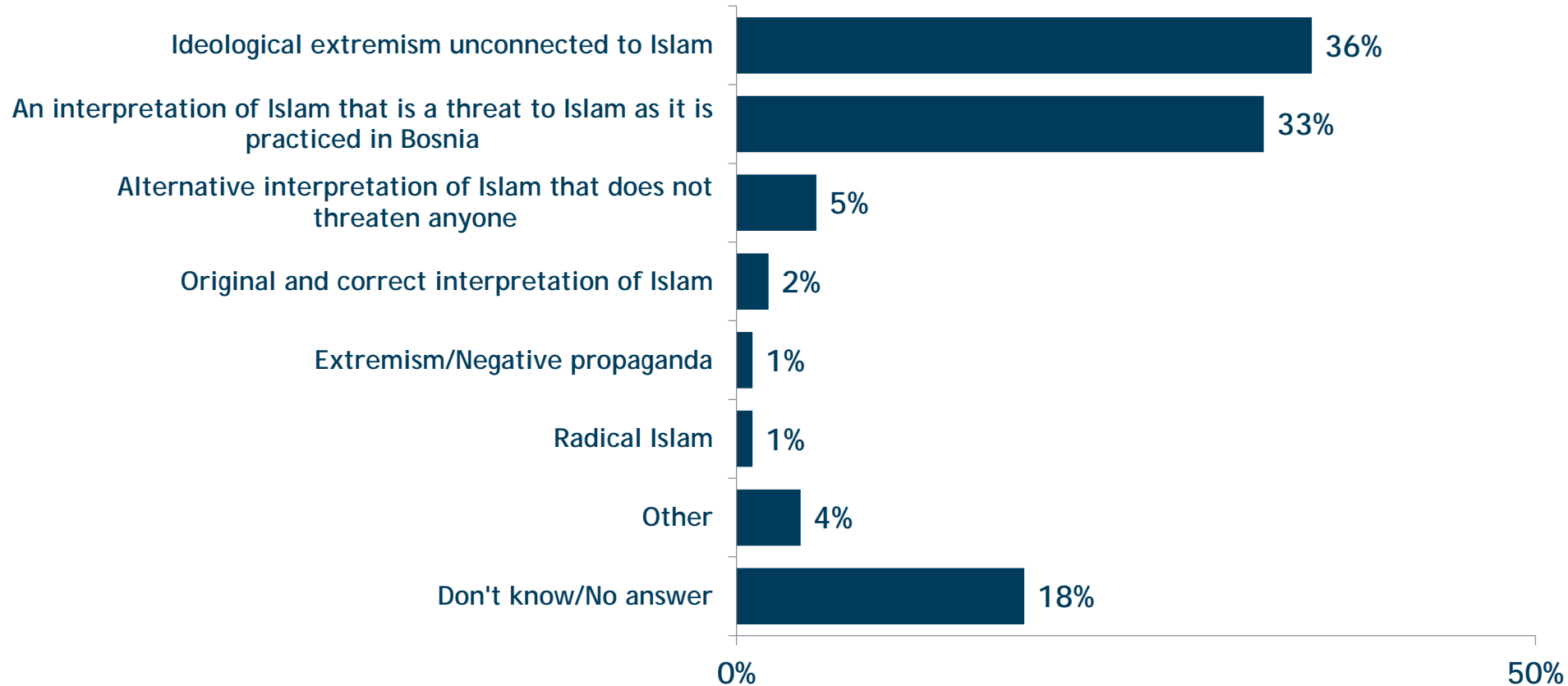
Do you have a positive or negative opinion of *para-jamaats*? (continued; disaggregated by ethnicity)

(Those who have heard of *para-jamaats*; [N=612]. Single answer.)

Answers	Bosniak	Croat	Serb
Mostly positive	3%	2%	0%
Somewhat positive	5%	0%	1%
Somewhat negative	12%	5%	7%
Mostly negative	66%	84%	78%
No opinion	11%	8%	12%
Don't know/No answer	2%	0%	2%

In your opinion, what do *para-jamaats* preach?

(Respondents who answered that they have heard of para-jamaats [N=612]. Multiple answers. Open-ended. First replies with a share of 1% or more.)



In your opinion, what do *para-jamaats* preach? (continued; disaggregated by ethnicity)

(Respondents who answered that they have heard of para-jamaats [N=612]. Multiple answers. Open-ended. First replies with a share of 1% or more.)

Answers	Bosniak	Croat	Serb
Ideological extremism unconnected to Islam	36%	52%	30%
An interpretation of Islam that is a threat to Islam as it is practiced in Bosnia	29%	32%	50%
Alternative interpretation of Islam that does not threaten anyone	7%	0%	2%
Original and correct interpretation of Islam	3%	0%	0%
Extremism/Negative propaganda	1%	3%	1%
Radical Islam	1%	0%	1%
Other	4%	3%	4%
Don't know/No answer	20%	10%	12%

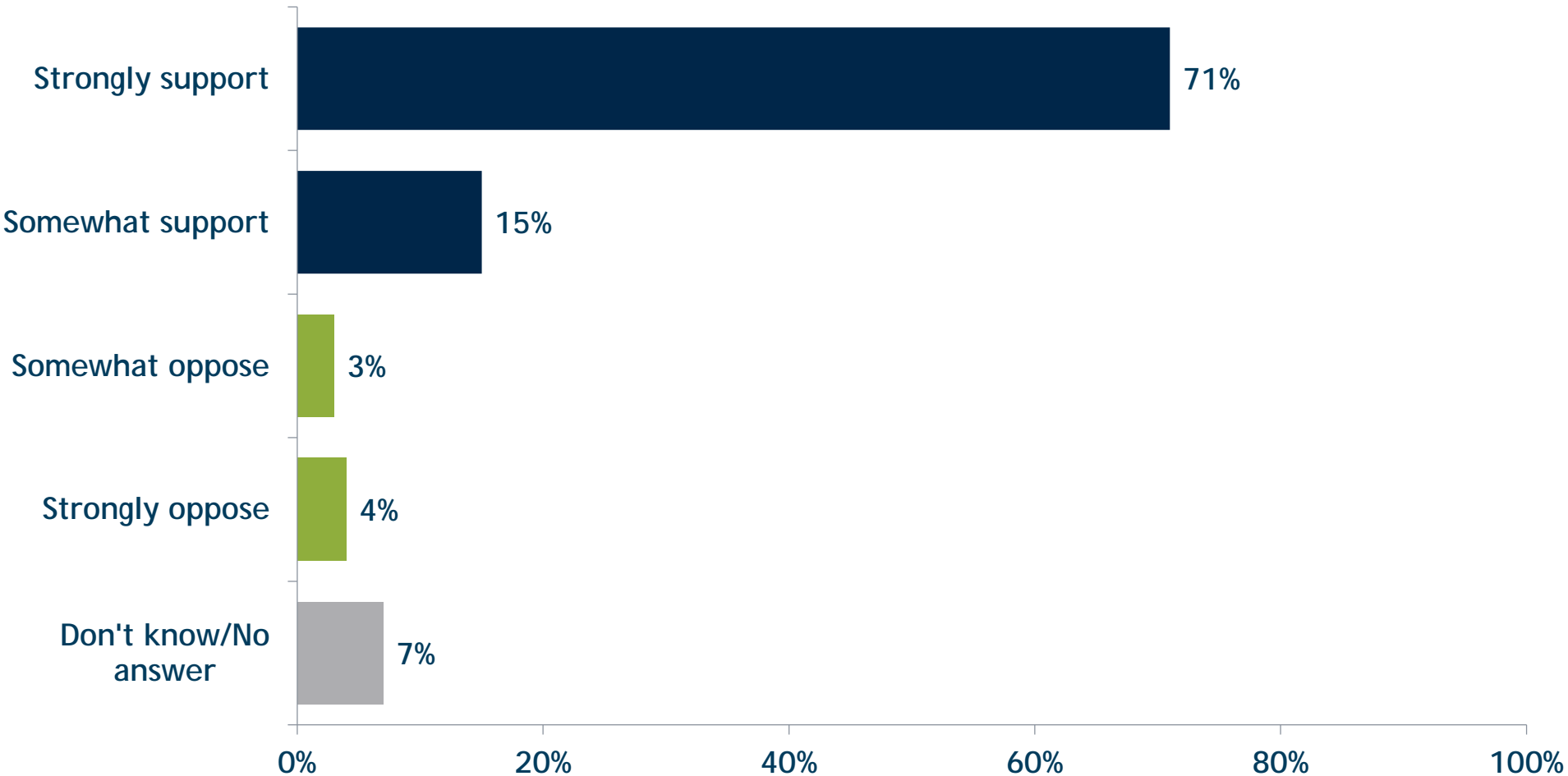
In your opinion, what do *para-jamaats* preach? (continued; disaggregated by region)

(Respondents who answered that they have heard of para-jamaats [N=612]. Multiple answers. Open-ended. First replies.)

Answers	Una-Sana Canton	Tuzla Canton	Zenica-Doboj Canton	Central Bosnia Canton	Herzegovina-Neretva Canton	West Herzegovina Canton	Sarajevo Canton	Canton 10	Republika Srpska-North	Republika Srpska-East	Posavina Canton	Bosnian-Podrinje Canton	Brčko District
Ideological extremism unconnected to Islam	57%	35%	40%	49%	12%	39%	23%	0%	35%	26%	0%	9%	16%
An interpretation of Islam that is a threat to Islam as it is practiced in Bosnia	19%	40%	21%	12%	64%	61%	33%	0%	49%	45%	0%	49%	16%
Alternative interpretation of Islam that does not threaten anyone	4%	11%	1%	7%	4%	0%	6%	0%	3%	0%	0%	0%	22%
Original and correct interpretation of Islam	0%	3%	5%	6%	0%	0%	2%	0%	0%	0%	0%	13%	0%
Extremism / Negative propaganda	0%	0%	8%	2%	0%	0%	0%	0%	0%	2%	0%	0%	0%
Radical Islam	3%	0%	0%	0%	0%	0%	0%	0%	1%	0%	0%	0%	0%
Other	3%	2%	7%	13%	0%	0%	1%	0%	2%	4%	0%	15%	0%
Don't know/No answer	14%	9%	18%	11%	19%	0%	35%	0%	10%	23%	0%	14%	46%

Do you support the BiH Islamic Community's decision to close *para-jamaats* that fail to integrate?

(Respondents who answered that they have heard of para-jamaats [N=612]. Single answer.)



Do you support the BiH Islamic Community's decision to close *para-jamaats* that fail to integrate? (continued; disaggregated by ethnicity)

(Respondents who answered that they have heard of *para-jamaats* [N=612]. Single answer.)

Answers	Bosniak	Croat	Serb
Strongly support	71%	80%	61%
Somewhat support	16%	12%	15%
Somewhat oppose	4%	0%	3%
Strongly oppose	4%	0%	8%
Don't know/No answer	5%	7%	12%

Do you support the BiH Islamic Community's decision to close *para-jamaats* that fail to integrate? (continued; disaggregated by region)

(Respondents who answered that they have heard of para-jamaats [N=612]. Single answer.)

Answers	Una-Sana Canton	Tuzla Canton	Zenica-Doboj Canton	Central Bosnia Canton	Herzegovina-Neretva Canton	West Herzegovina Canton	Sarajevo Canton	Canton 10	Republika Srpska-North	Republika Srpska-East	Posavina Canton	Bosnian-Podrinje Canton	Brčko District
Strongly support	77%	73%	61%	68%	65%	61%	80%	0%	66%	57%	0%	58%	100%
Somewhat support	14%	12%	23%	17%	16%	0%	12%	0%	13%	21%	0%	26%	0%
Somewhat oppose	1%	4%	9%	4%	0%	0%	1%	0%	4%	0%	0%	0%	0%
Strongly oppose	1%	6%	3%	5%	0%	0%	1%	0%	12%	4%	0%	7%	0%
Don't know/No answer	6%	5%	3%	6%	18%	39%	6%	0%	6%	18%	0%	9%	0%

**Canton 10 and Posavina Cantons are primarily ethnic Croat where para-jamaats have little to no presence. No respondents in these two regions were familiar with para-jamaats.*

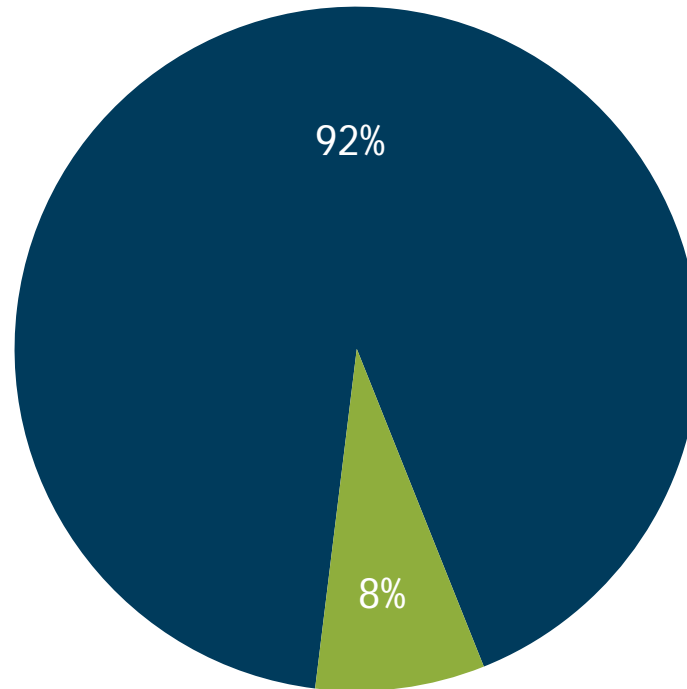


Extremism and Terrorism in BiH and Abroad



Have you heard of the Islamic State (IS)?

(All respondents [N=1537]. Single answer.)

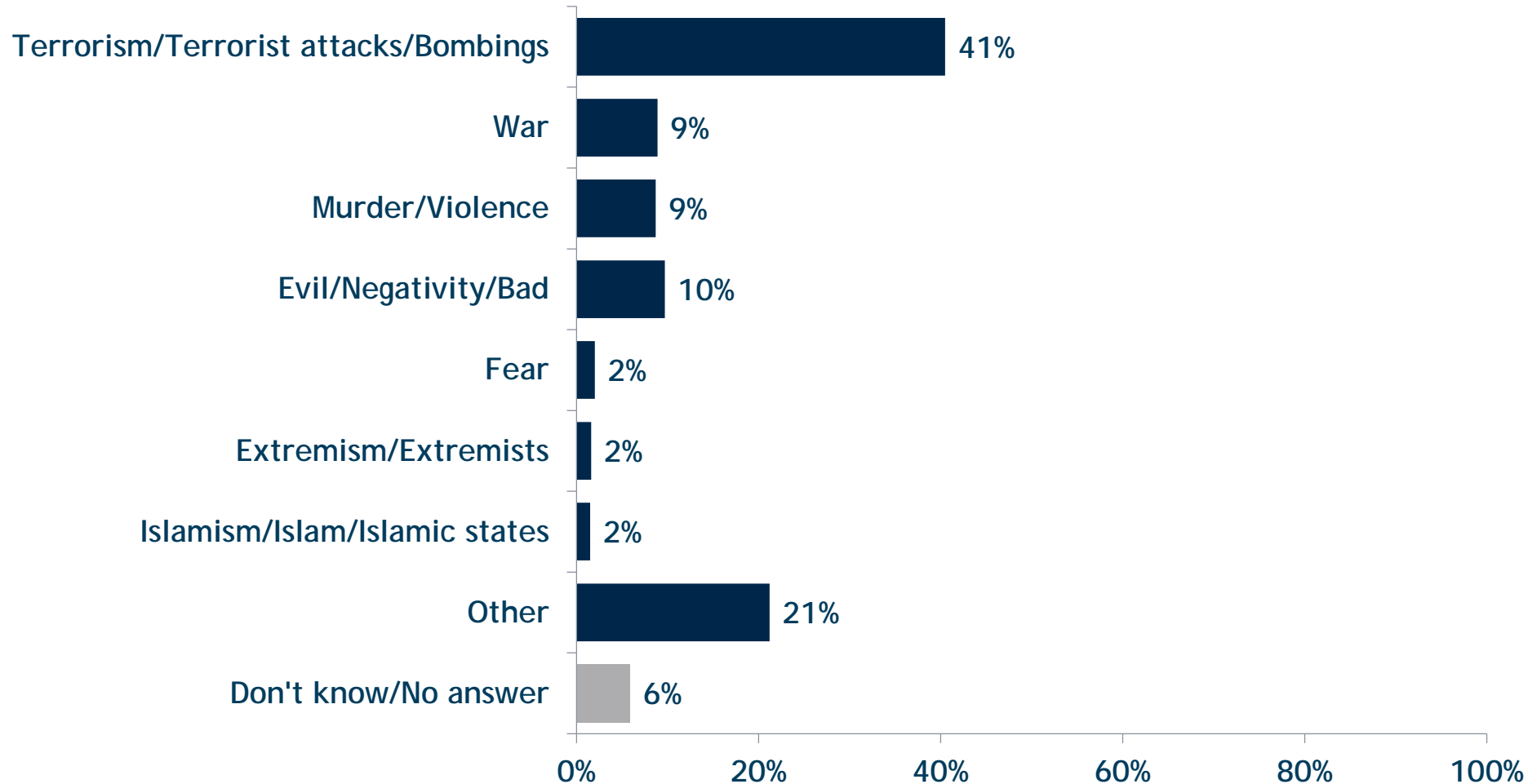


■ Yes

■ No

What is your first impression when you hear the term “Islamic State” (IS)?

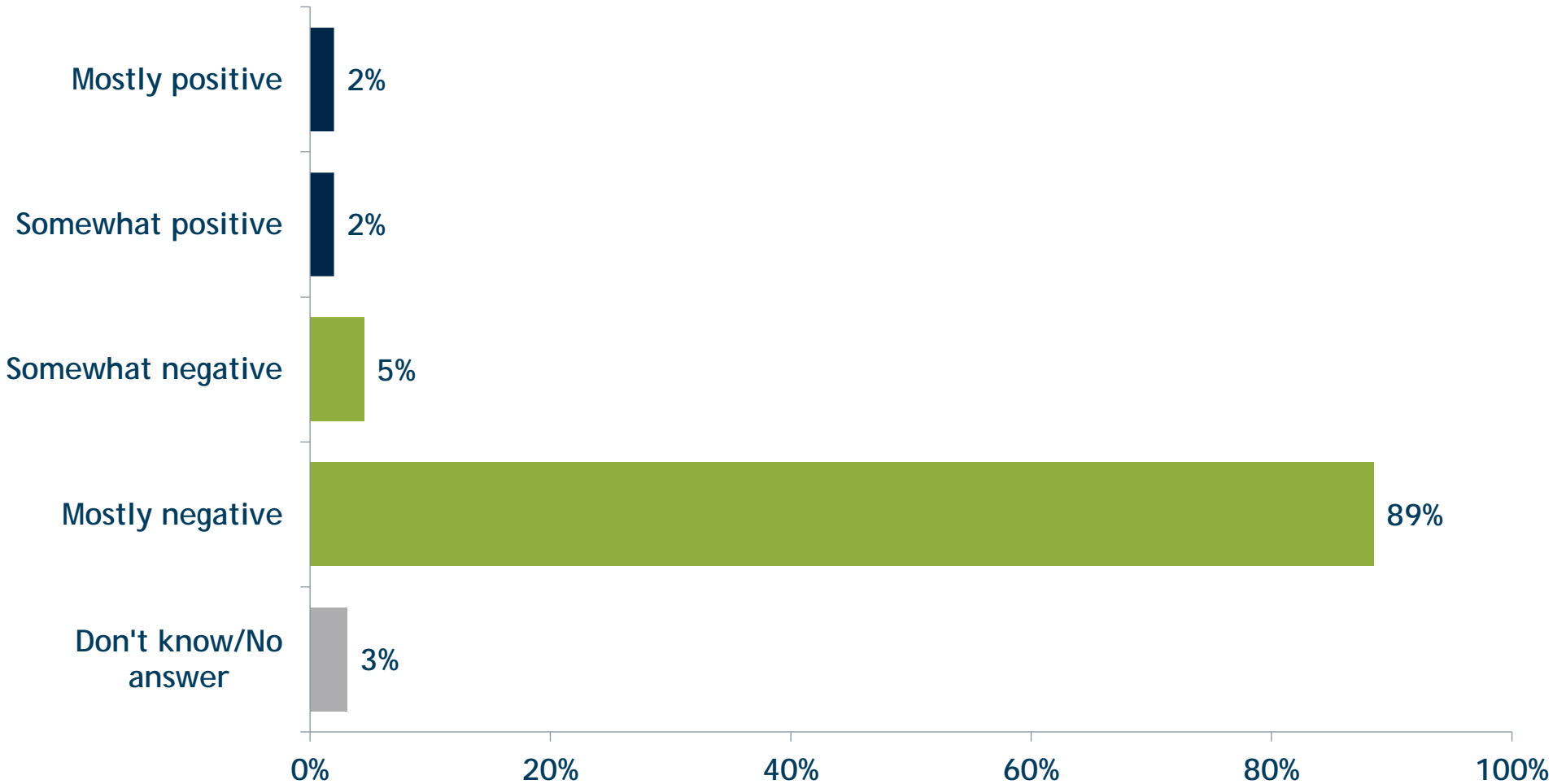
(Respondents who have heard of IS [N=1,409]. Single answer. Open-ended.)





What is your opinion of IS? Mostly positive, somewhat positive, somewhat negative or mostly negative?

(Respondents who have heard of IS [N=1,409]. Single answer.)



What is your opinion of IS? Mostly positive, somewhat positive, somewhat negative or mostly negative?

(continued; disaggregated by ethnicity)

(Respondents who have heard of IS [N=1,409]. Single answer.)

Answers	Bosniak	Croat	Serb
Mostly positive	4%	0%	0%
Somewhat positive	3%	2%	1%
Somewhat negative	4%	2%	6%
Mostly negative	85%	96%	92%
Don't know/No answer	5%	0%	1%

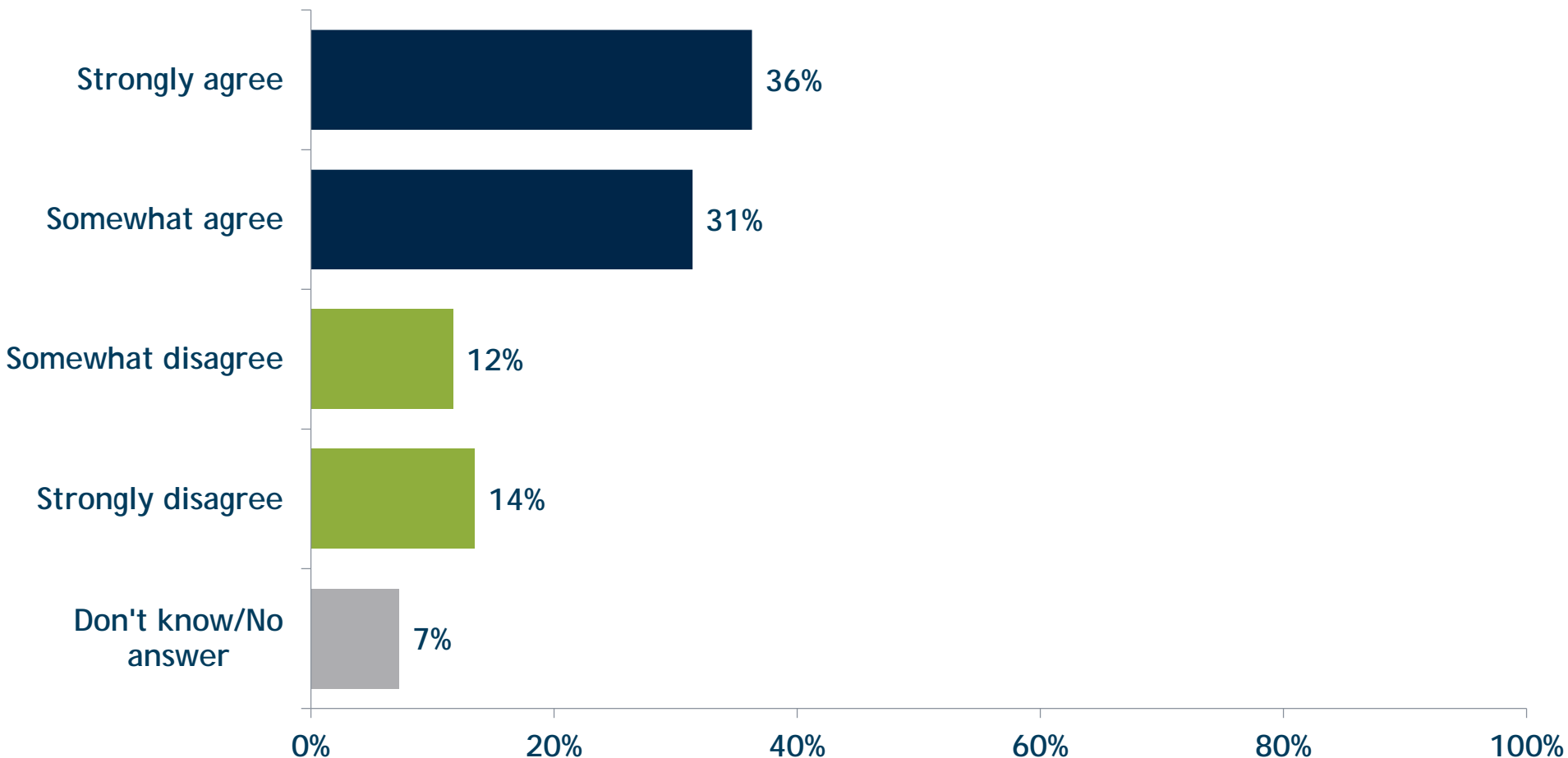
What is your opinion of IS? Is it mostly positive, somewhat positive, somewhat negative or mostly negative? (continued; disaggregated by region)

(Respondents who have heard of "Islamic State" (IS) [N=1,409]. Single answer.)

Answers	Una-Sana Canton	Tuzla Canton	Zenica-Doboj Canton	Central Bosnia Canton	Herzegovina- Neretva Canton	West Herzegovina Canton	Sarajevo Canton	Canton 10	Republika Srpska-North	Republika Srpska-East	Posavina Canton	Bosnian- Podrinje Canton	Brčko District
Mostly positive	3%	0%	9%	1%	1%	0%	1%	0%	3%	0%	0%	0%	0%
Somewhat positive	2%	5%	2%	2%	1%	0%	2%	0%	1%	2%	0%	0%	4%
Somewhat negative	3%	6%	2%	5%	6%	4%	2%	0%	7%	5%	0%	6%	0%
Mostly negative	88%	85%	78%	88%	91%	96%	91%	100%	88%	91%	100%	89%	96%
Don't know/No answer	5%	4%	8%	3%	1%	0%	4%	0%	1%	2%	0%	5%	0%

To what extent do you agree or disagree that IS represents a threat to BiH?

(Respondents who have heard of IS [N=1,409]. Single answer.)



To what extent do you agree or disagree that IS represents a threat to BiH?

(continued; disaggregated by ethnicity)

(Respondents who have heard of "Islamic State" (IS) [N=1,409]. Single answer.)

Answers	Bosniak	Croat	Serb
Strongly agree	25%	42%	49%
Somewhat agree	31%	23%	36%
Somewhat disagree	13%	16%	8%
Strongly disagree	21%	12%	3%
Don't know/No answer	9%	7%	4%

To what extent do you agree or disagree that IS represents a threat to BiH?

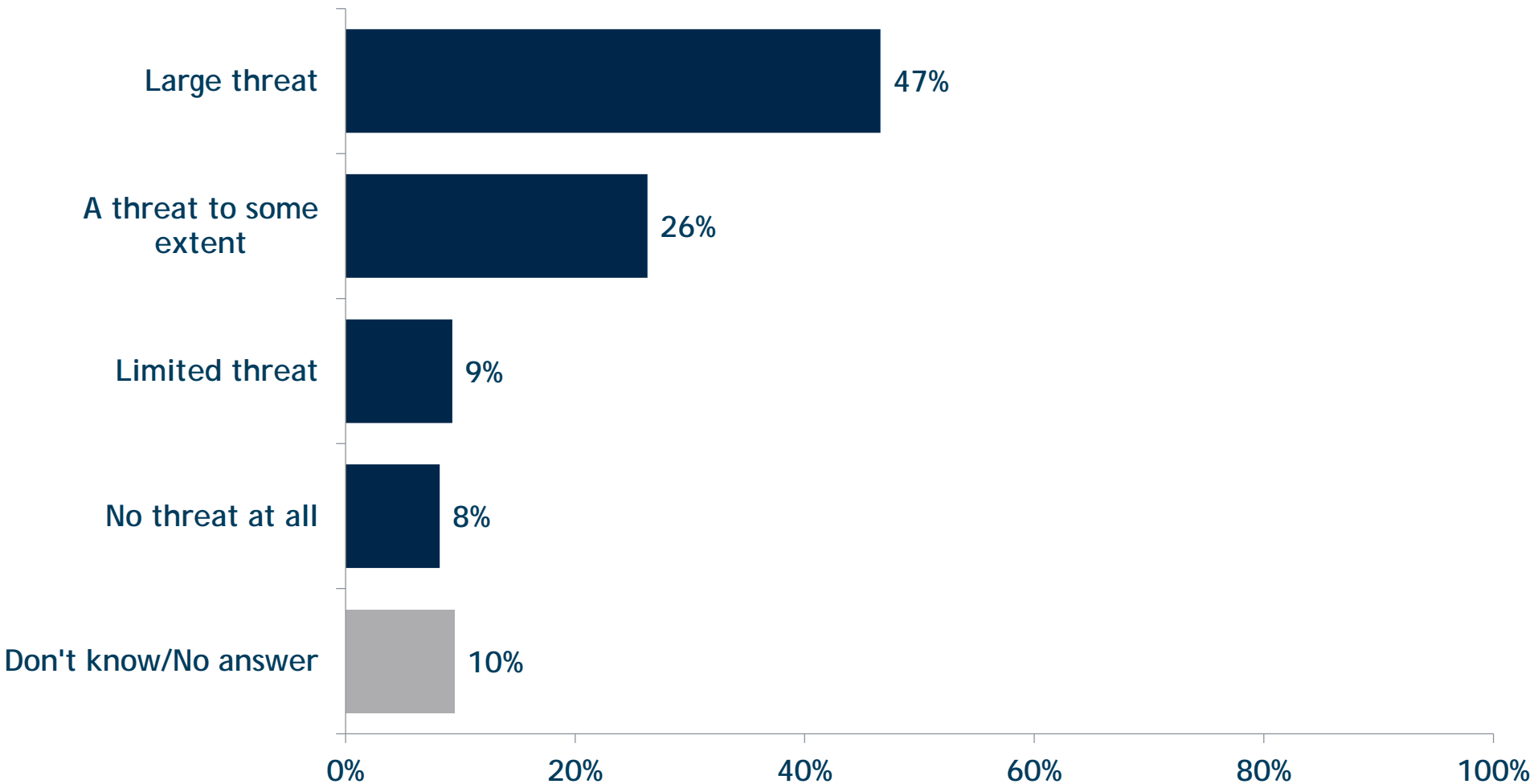
(continued; disaggregated by region)

(Respondents who have heard of "Islamic State" (IS) [N=1,409]. Single answer.)

Answers	Una-Sana Canton	Tuzla Canton	Zenica-Doboj Canton	Central Bosnia Canton	Herzegovina-Neretva Canton	West Herzegovina Canton	Sarajevo Canton	Canton 10	Republika Srpska-North	Republika Srpska-East	Posavina Canton	Bosnian-Podrinje Canton	Brčko District
Strongly agree	28%	31%	28%	34%	29%	44%	23%	8%	49%	45%	27%	12%	72%
Somewhat agree	37%	35%	19%	26%	25%	14%	33%	39%	32%	39%	46%	21%	15%
Somewhat disagree	9%	13%	13%	14%	22%	25%	14%	3%	9%	8%	13%	42%	3%
Strongly disagree	19%	15%	23%	18%	16%	14%	21%	3%	6%	5%	14%	20%	10%
Don't know/No answer	6%	5%	17%	9%	8%	2%	9%	47%	3%	3%	0%	5%	0%

In your opinion, does IS represent a large threat to Islam as a religion, a threat to some extent, a limited threat or no threat at all?

(Respondents who have heard of IS [N=1,409]. Single answer.)



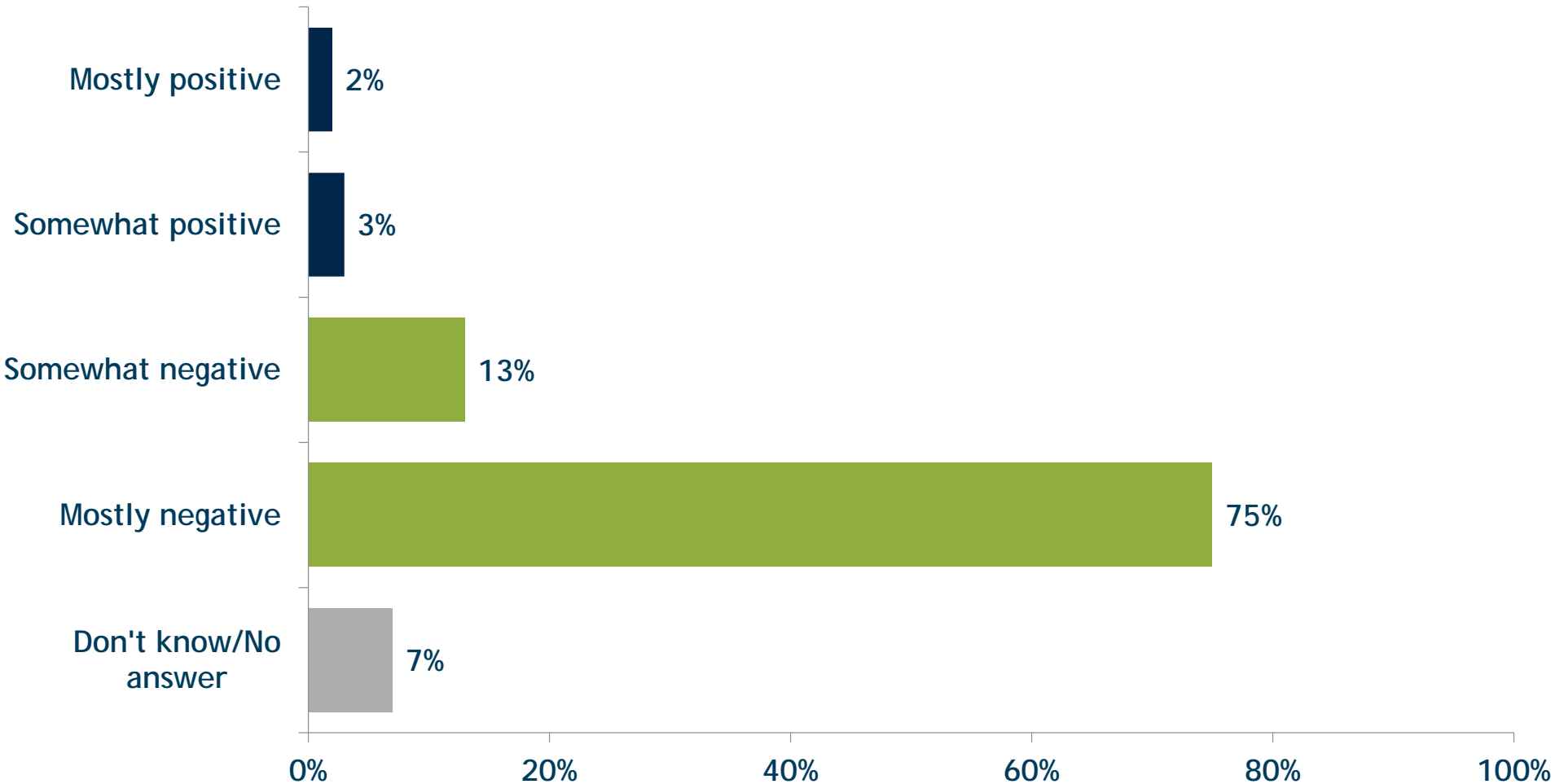
In your opinion, does IS represent a big threat to Islam as a religion, a threat to some extent, a limited threat or no threat at all?
(continued; disaggregated by ethnicity)

(Respondents who have heard of "Islamic State" (IS) [N=1,409]. Single answer.)

Answers	Bosniak	Croat	Serb
Big threat	43%	55%	47%
Threat to some extent	27%	14%	31%
Limited threat	9%	11%	10%
No threat at all	11%	10%	4%
Don't know/No answer	11%	9%	8%

What is your opinion of BiH citizens who are leaving the country to participate in foreign conflicts? Mostly positive, somewhat positive, somewhat negative or mostly negative?

(All respondents [N=1,537]. Single answer.)



What is your opinion of BiH citizens who are leaving the country to participate in foreign conflicts? Mostly positive, somewhat positive, somewhat negative or mostly negative?
(continued; disaggregated by ethnicity)

(All respondents [N=1,537]. Single answer.)

Answers	Bosniak	Croat	Serb
Mostly positive	3%	2%	1%
Somewhat positive	4%	4%	2%
Somewhat negative	14%	6%	14%
Mostly negative	69%	81%	79%
Don't know/No answer	9%	6%	4%

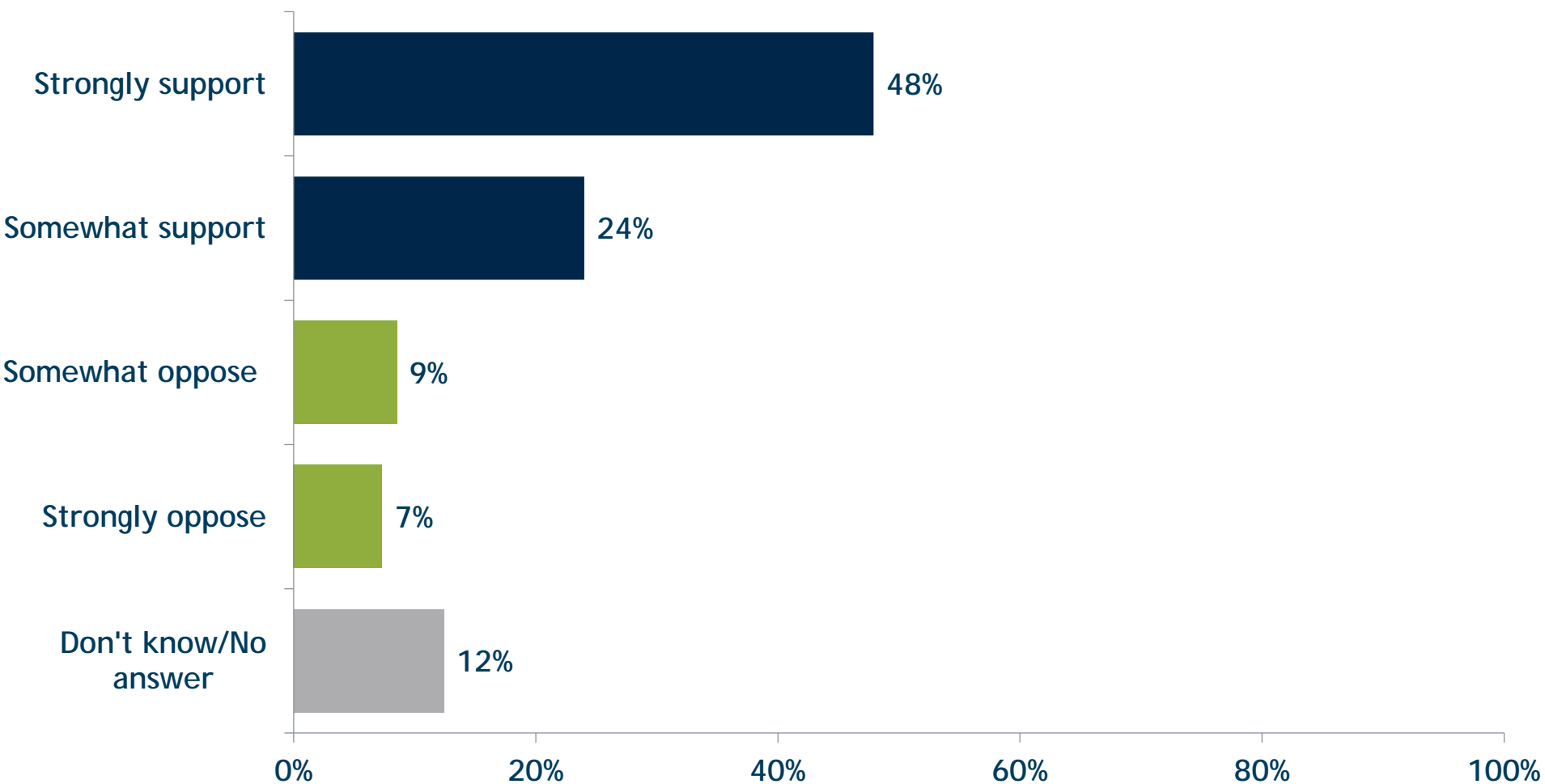
**What is your opinion of BiH citizens who are leaving the country to participate in foreign conflicts? Is it mostly positive, somewhat positive, somewhat negative or mostly negative?
(continued; disaggregated by region)**

(All respondents [N=1,537]. Single answer.)

Answers	Una-Sana Canton	Tuzla Canton	Zenica-Doboj Canton	Central Bosnia Canton	Herzegovina-Neretva Canton	West Herzegovina Canton	Sarajevo Canton	Canton 10	Republika Srpska-North	Republika Srpska-East	Posavina Canton	Bosnian-Podrinje Canton	Brčko District
Mostly positive	2%	0%	4%	2%	0%	3%	2%	0%	3%	1%	0%	0%	8%
Somewhat positive	3%	4%	4%	4%	9%	0%	4%	0%	3%	0%	6%	12%	5%
Somewhat negative	17%	12%	15%	7%	25%	6%	6%	15%	15%	13%	0%	6%	3%
Mostly negative	66%	81%	53%	84%	60%	83%	83%	63%	75%	83%	89%	82%	83%
Don't know/No answer	13%	3%	24%	4%	6%	9%	5%	22%	4%	2%	5%	0%	0%

To what extent do you support or oppose legal consequences, including prison terms, for BiH citizens returning from participating in foreign conflicts?

(All respondents [N=1,537]. Single answer.)



To what extent do you support or oppose legal consequences, including prison terms, for BiH citizens returning from participating in foreign conflicts?

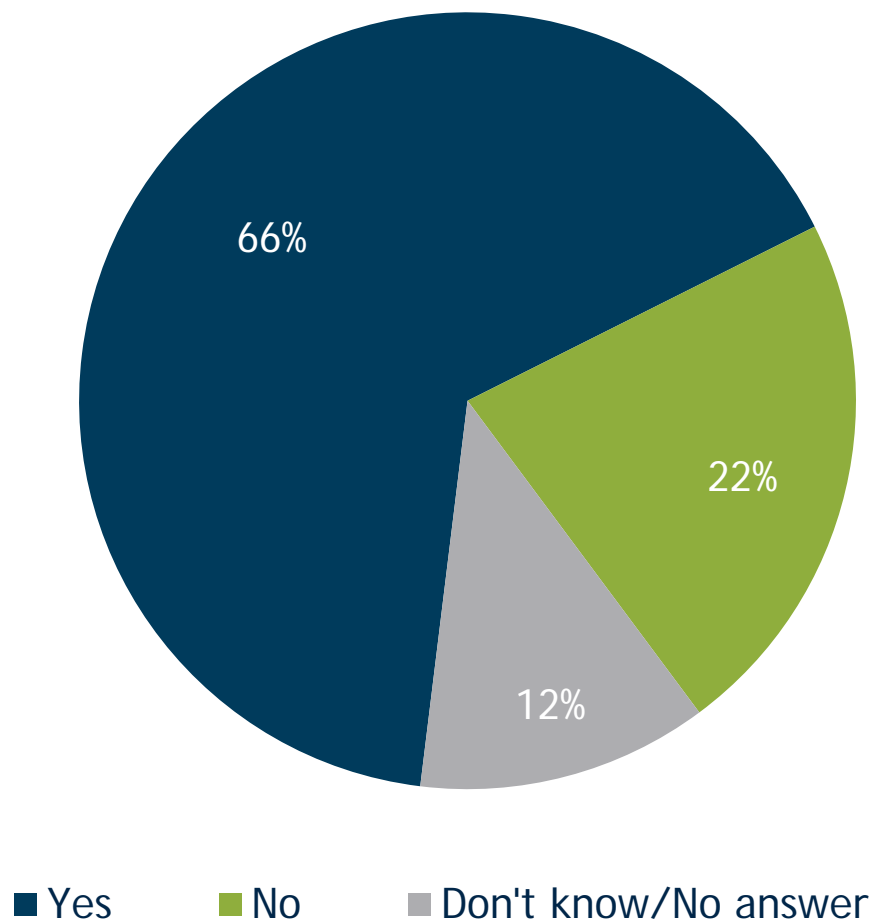
(continued; disaggregated by ethnicity)

(All respondents [N=1,537]. Single answer.)

Answers	Bosniak	Croat	Serb
Strongly support	40%	46%	58%
Somewhat support	27%	17%	22%
Somewhat oppose	10%	6%	8%
Strongly oppose	7%	16%	4%
Don't know/No answer	15%	15%	8%

Do you believe that BiH citizens who are returning from fighting in foreign conflicts represent a security threat?

(All respondents [N=1,537]. Single answer.)



Do you believe that BiH citizens who are returning from fighting in foreign conflicts represent a security threat? (continued; disaggregated by ethnicity)

(All respondents [N=1,537]. Single answer.)

Answers	Bosniak	Croat	Serb
Yes	53%	63%	83%
No	30%	25%	11%
Don't know/No answer	17%	12%	6%

**In December 2016, Bosnian Security Minister Dragan Mektic estimated that 226 Bosnians have joined IS in Syria or Iraq and 46 had returned back to Bosnia*

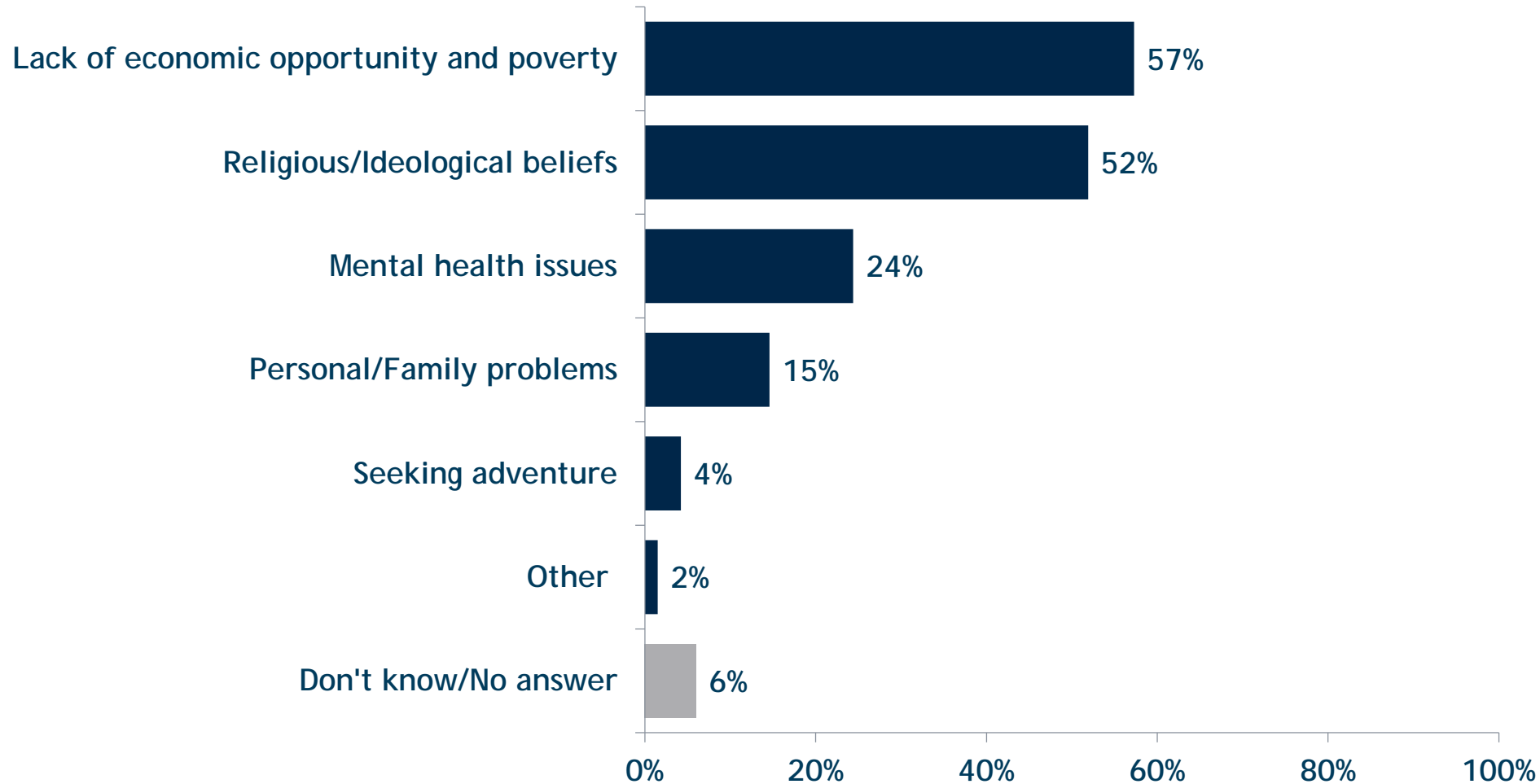
Do you believe that BiH citizens who are returning from fighting in foreign conflicts represent a security threat? (continued; disaggregated by region)

(All respondents [N=1,537]. Single answer.)

Answers	Una-Sana Canton	Tuzla Canton	Zenica-Doboj Canton	Central Bosnia Canton	Herzegovina-Neretva Canton	West Herzegovina Canton	Sarajevo Canton	Canton 10	Republika Srpska-North	Republika Srpska-East	Posavina Canton	Bosnian-Podrinje Canton	Brčko District
Yes	61%	68%	26%	66%	49%	59%	59%	41%	78%	90%	78%	71%	83%
No	22%	25%	44%	24%	37%	34%	26%	10%	15%	6%	22%	29%	17%
Don't know/No answer	17%	7%	30%	10%	14%	6%	15%	49%	8%	4%	0%	0%	0%

In your opinion, what are the most important reasons for people leaving BiH to fight in foreign conflicts?

(All respondents [N=1,537]. Up to three answers.)



In your opinion, what are the most important reasons for people leaving BiH to fight in foreign conflicts?

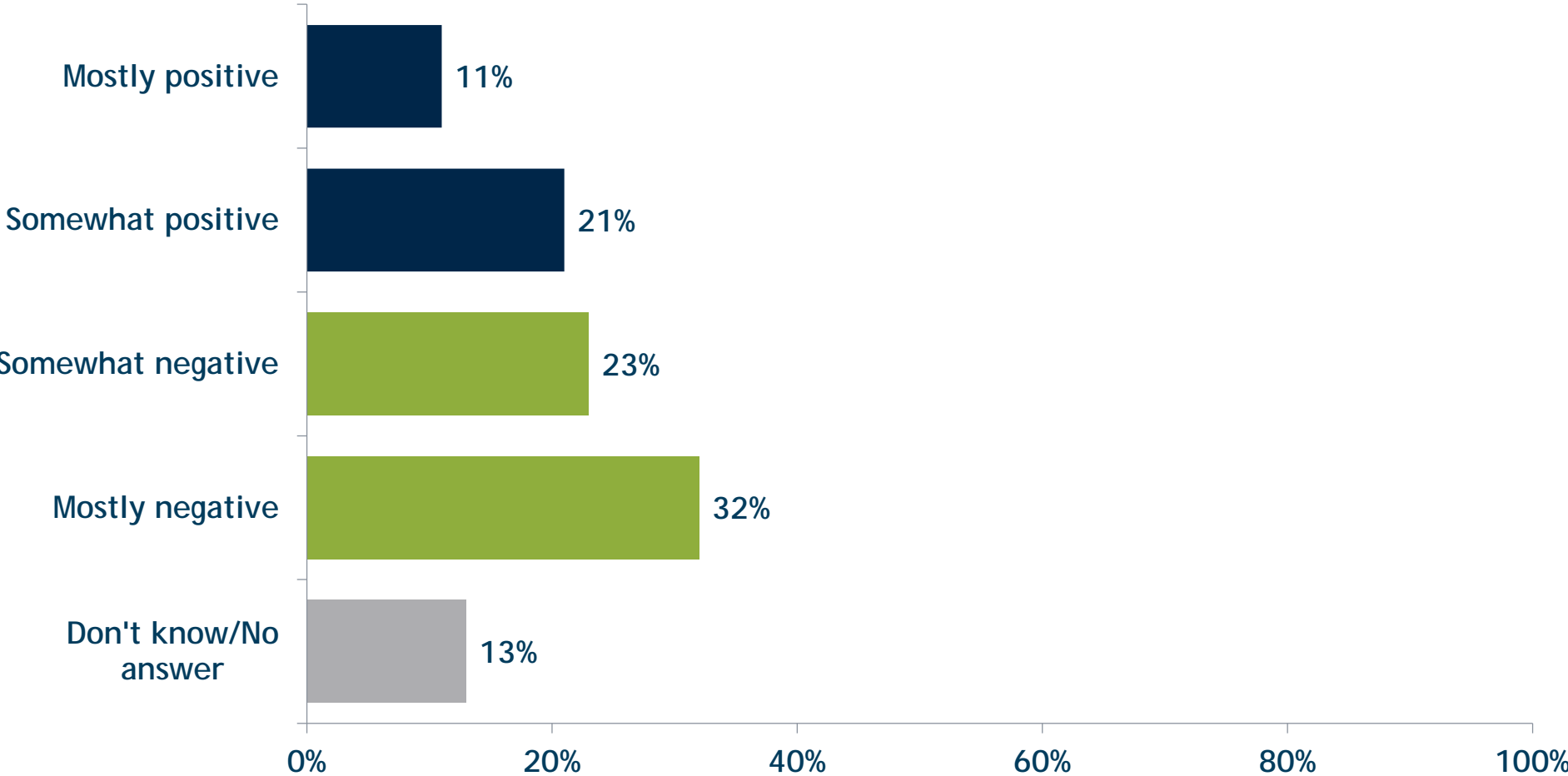
(continued; disaggregated by ethnicity)

(All respondents [N=1,537]. Up to three answers.)

Answers	Bosniak	Croat	Serb
Lack of economic opportunities and poverty	62%	59%	50%
Religious/Ideological beliefs	45%	42%	68%
Mental health issues	21%	31%	28%
Personal/Family problems	15%	13%	15%
Seeking adventure	5%	2%	5%
Other	2%	1%	1%
Don't know/No answer	6%	6%	5%

How would you evaluate the work of government security agencies in preventing BiH citizens from leaving the country to fight in foreign conflicts: mostly positive, somewhat positive, somewhat negative or mostly negative?

(All respondents [N=1,537]. Single answer.)



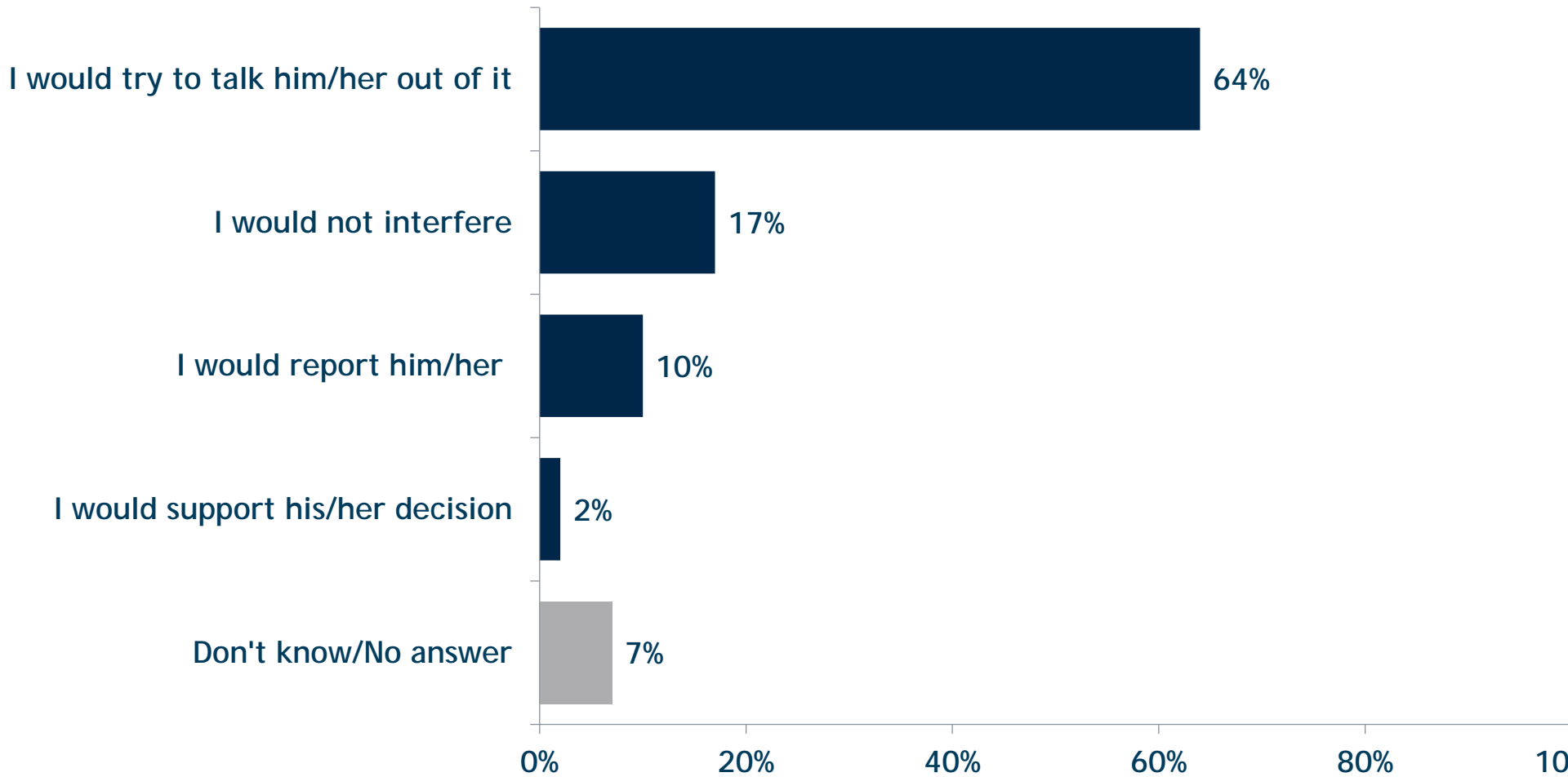
How would you evaluate the work of government security agencies in preventing BiH citizens from leaving the country to fight in foreign conflicts: mostly positive, somewhat positive, somewhat negative or mostly negative?
(continued; disaggregated by ethnicity)

(All respondents [N=1,537]. Single answer.)

Answers	Bosniak	Croat	Serb
Mostly and somewhat positive	41%	30%	18%
Mostly and somewhat negative	44%	57%	71%
Don't know/No answer	15%	13%	11%

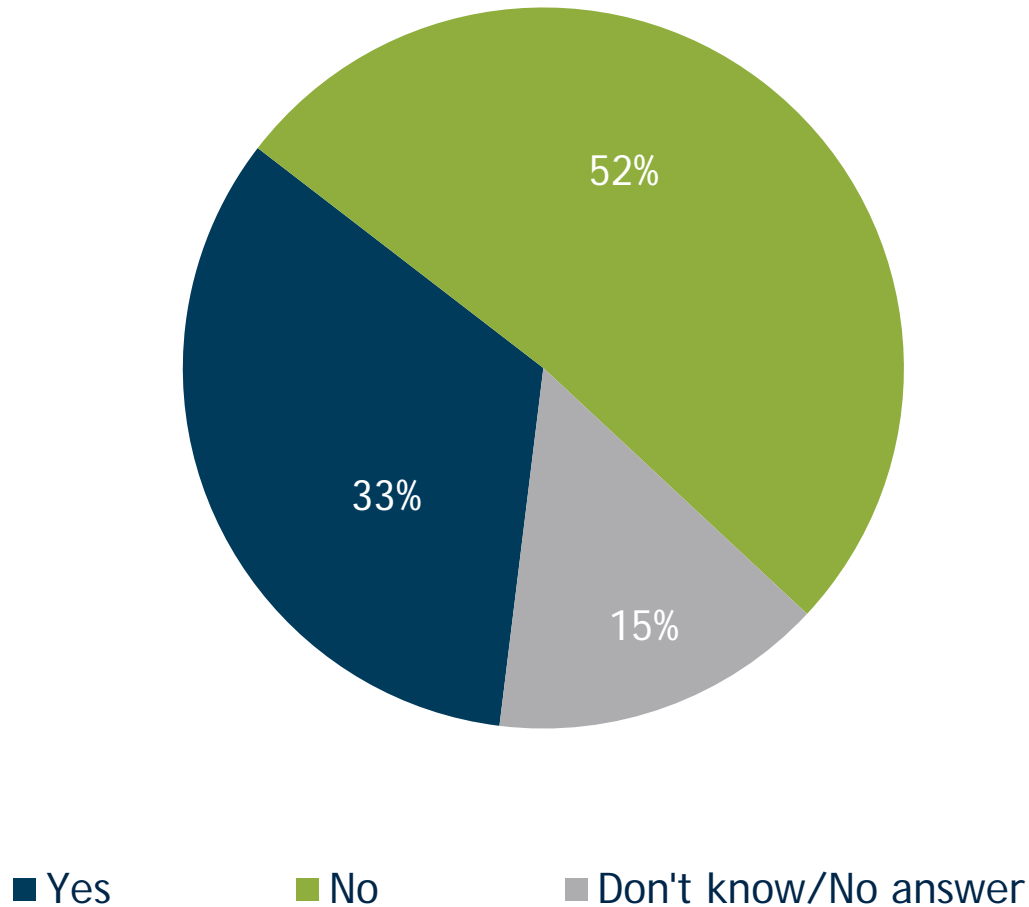
If someone close to you, such as a friend, relative or family member, indicated an interest in leaving to fight in a foreign conflict, what would you do?

(All respondents [N=1,537]. Single answer.)



Do you think that the BiH government should try to help Bosnians who are currently in Syria, Iraq or other war torn areas to return to BiH?

(All respondents [N=1,537]. Single answer.)



Do you think that the BiH government should try to help those who are currently in Syria, Iraq or other war torn areas to return to BiH? (continued; disaggregated by ethnicity)

(All respondents [N=1,537]. Single answer.)

Answers	Bosniak	Croat	Serb
Yes	46%	13%	21%
No	38%	71%	67%
Don't know/No answer	17%	16%	12%

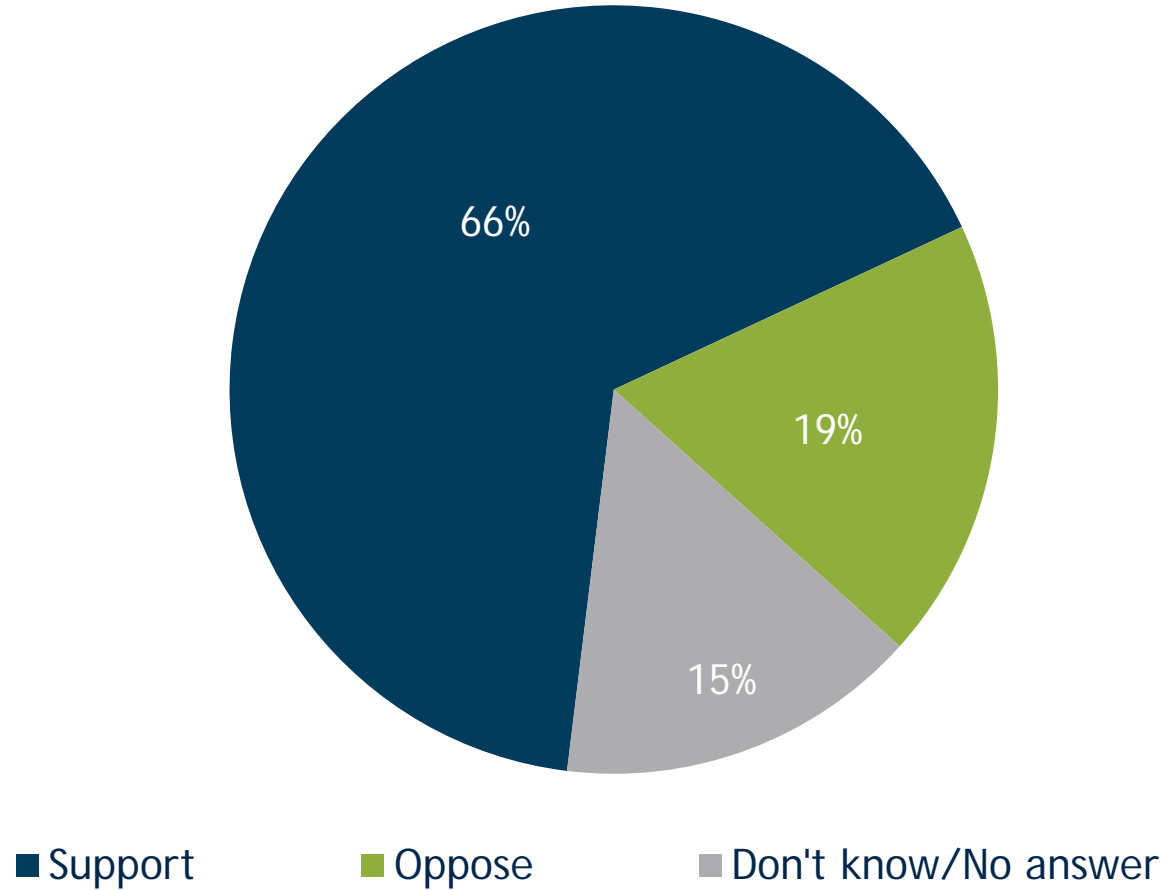
Do you think that the BiH government should try to help those who are currently in Syria, Iraq or other war torn areas to return to BiH? (continued; disaggregated by region)

(All respondents [N=1,537]. Single answer.)

Answers	Una-Sana Canton	Tuzla Canton	Zenica-Doboj Canton	Central Bosnia Canton	Herzegovina-Neretva Canton	West Herzegovina Canton	Sarajevo Canton	Canton 10	Republika Srpska-North	Republika Srpska-East	Posavina Canton	Bosnian-Podrinje Canton	Brčko District
Yes	43%	50%	30%	20%	26%	16%	64%	0%	22%	28%	21%	56%	39%
No	33%	38%	46%	69%	63%	63%	22%	48%	63%	65%	79%	44%	58%
Don't know/No answer	25%	11%	25%	11%	11%	21%	14%	52%	15%	6%	0%	0%	3%

Do you support or oppose the possible prosecution of BiH citizens who return from fighting in foreign conflicts?

(All respondents [N=1,537]. Single answer.)



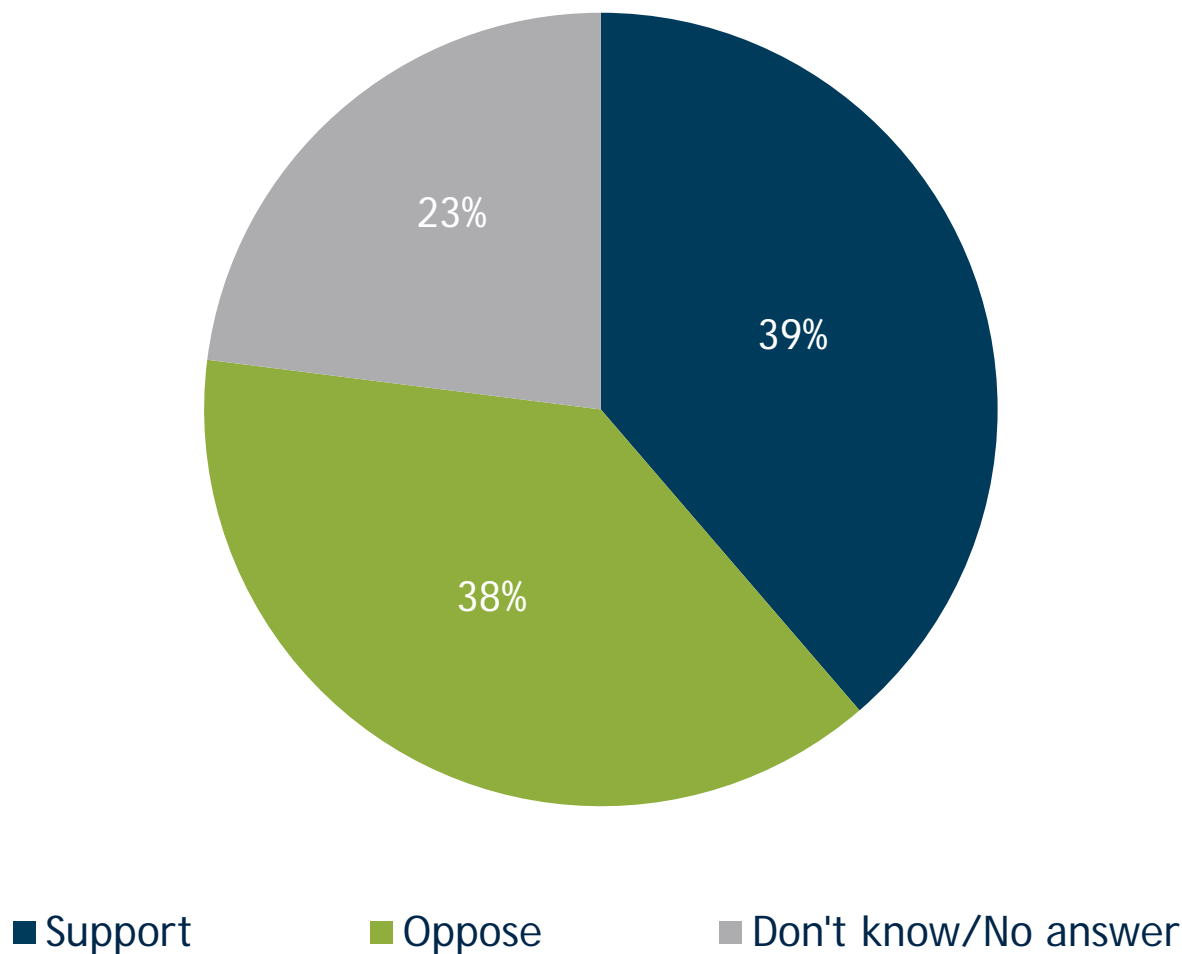
Do you support or oppose the possible prosecution of BiH citizens who return from fighting in foreign conflicts? (continued; disaggregated by ethnicity)

(All respondents [N=1,537]. Single answer.)

Answers	Bosniak	Croat	Serb
Support	60%	58%	76%
Oppose	22%	22%	13%
Don't know/No answer	18%	20%	11%

Would you support or oppose the rehabilitation and reintegration into society of BiH citizens who return from foreign conflicts?

(All respondents [N=1,537]. Single answer.)



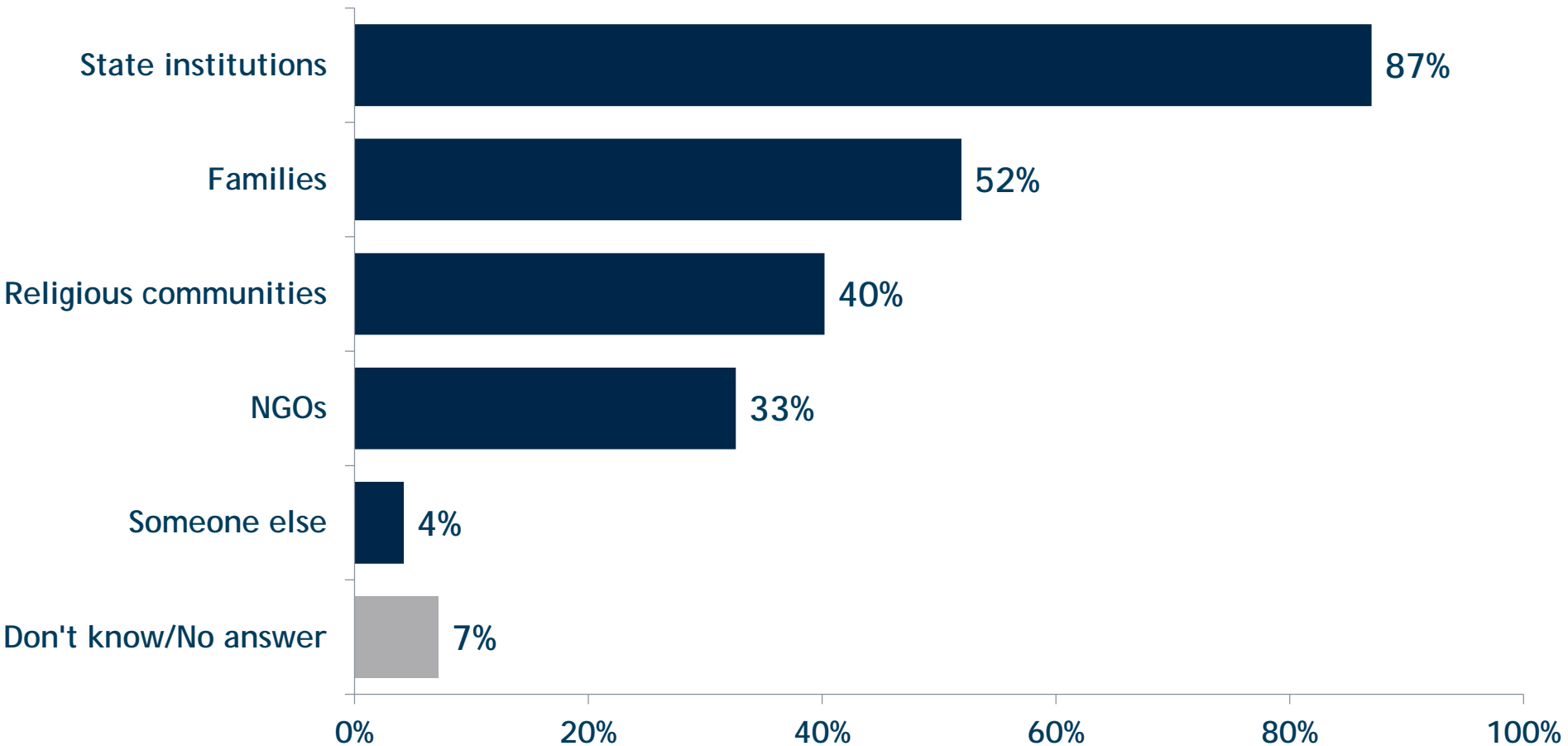
Would you support or oppose the rehabilitation and reintegration into society of BiH citizens who return from foreign conflicts? (continued; disaggregated by ethnicity)

(All respondents [N=1,537]. Single answer.)

Answers	Bosniak	Croat	Serb
Support	51%	26%	24%
Oppose	26%	52%	53%
Don't know/No answer	23%	22%	23%

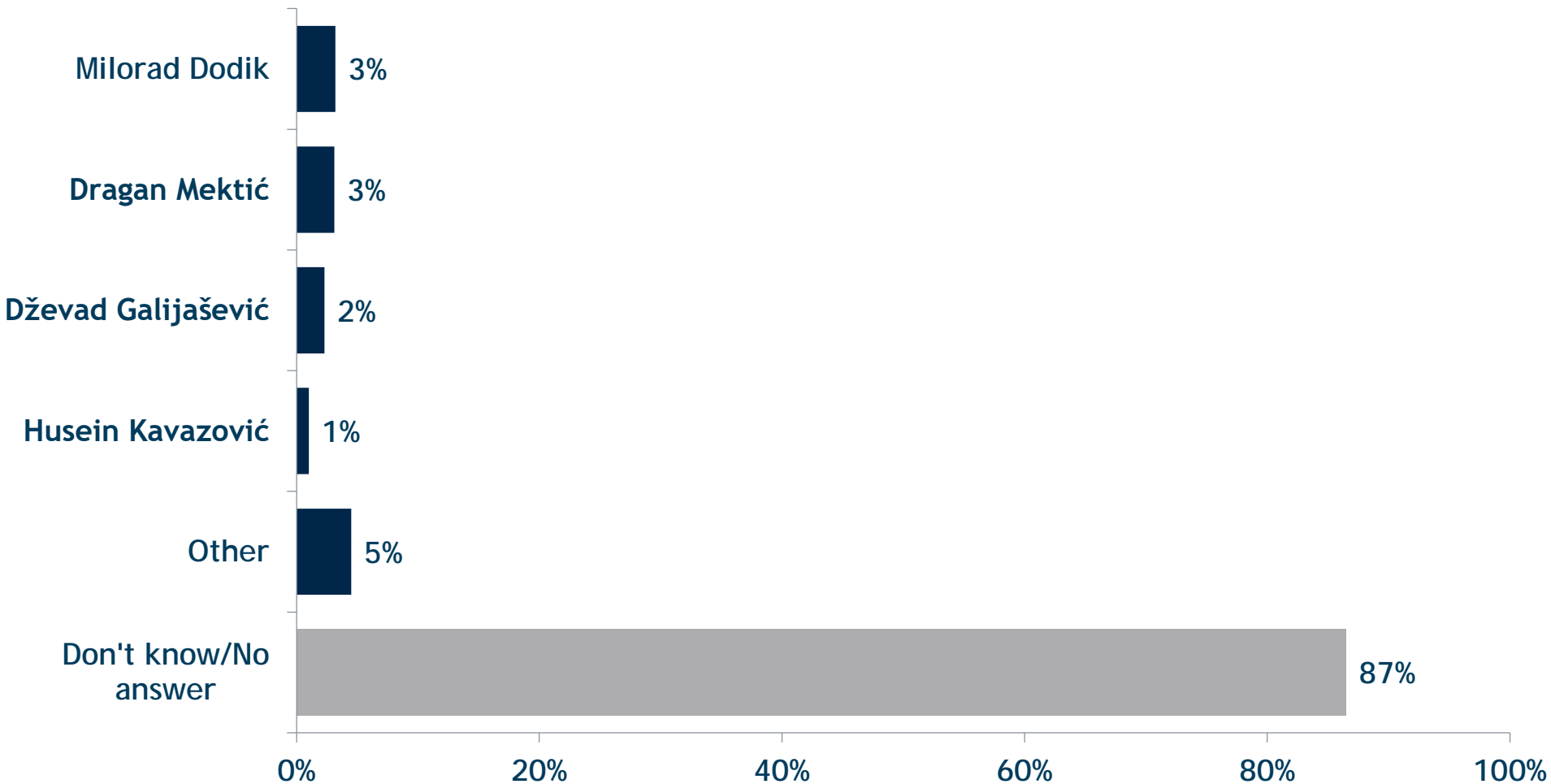
Who should be working on that reintegration? (continued)

(Respondents who would support the rehabilitation and reintegration of BiH citizens returning from foreign conflicts [N=594]. Multiple answers.)



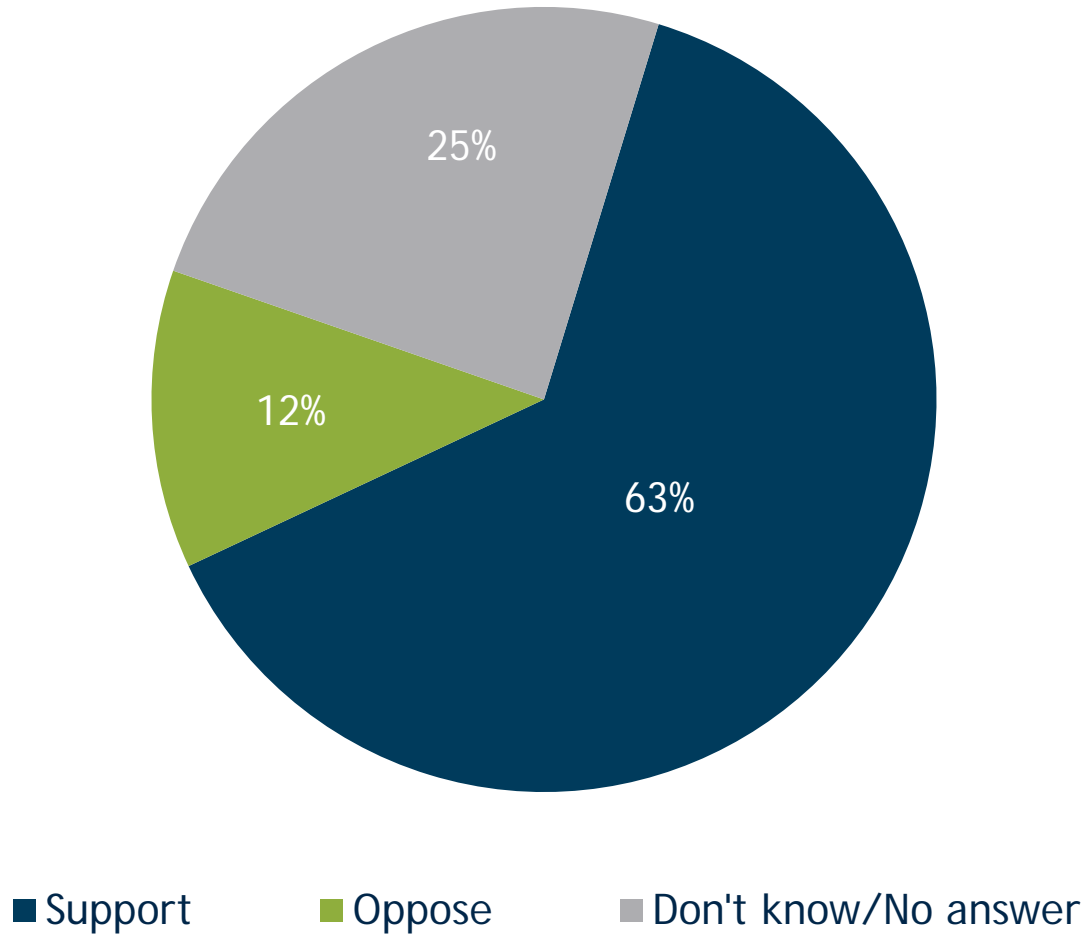
Can you name one or more public personalities in BiH with whom you associate the fight against violent extremism?

(All respondents [N=1,537]. Open-ended. Single answer.)



Do you support or oppose military intervention by the international community against IS?

(All respondents [N=1,537]. Open-ended. Single answer.)



Do you support or oppose military intervention by the international community against the “Islamic State” (IS)? (continued; disaggregated by ethnicity)

(All respondents [N=1,537]. Single answer.)

Answers	Bosniak	Croat	Serb
Support	60%	59%	68%
Oppose	12%	20%	10%
Don't know/No answer	28%	21%	21%

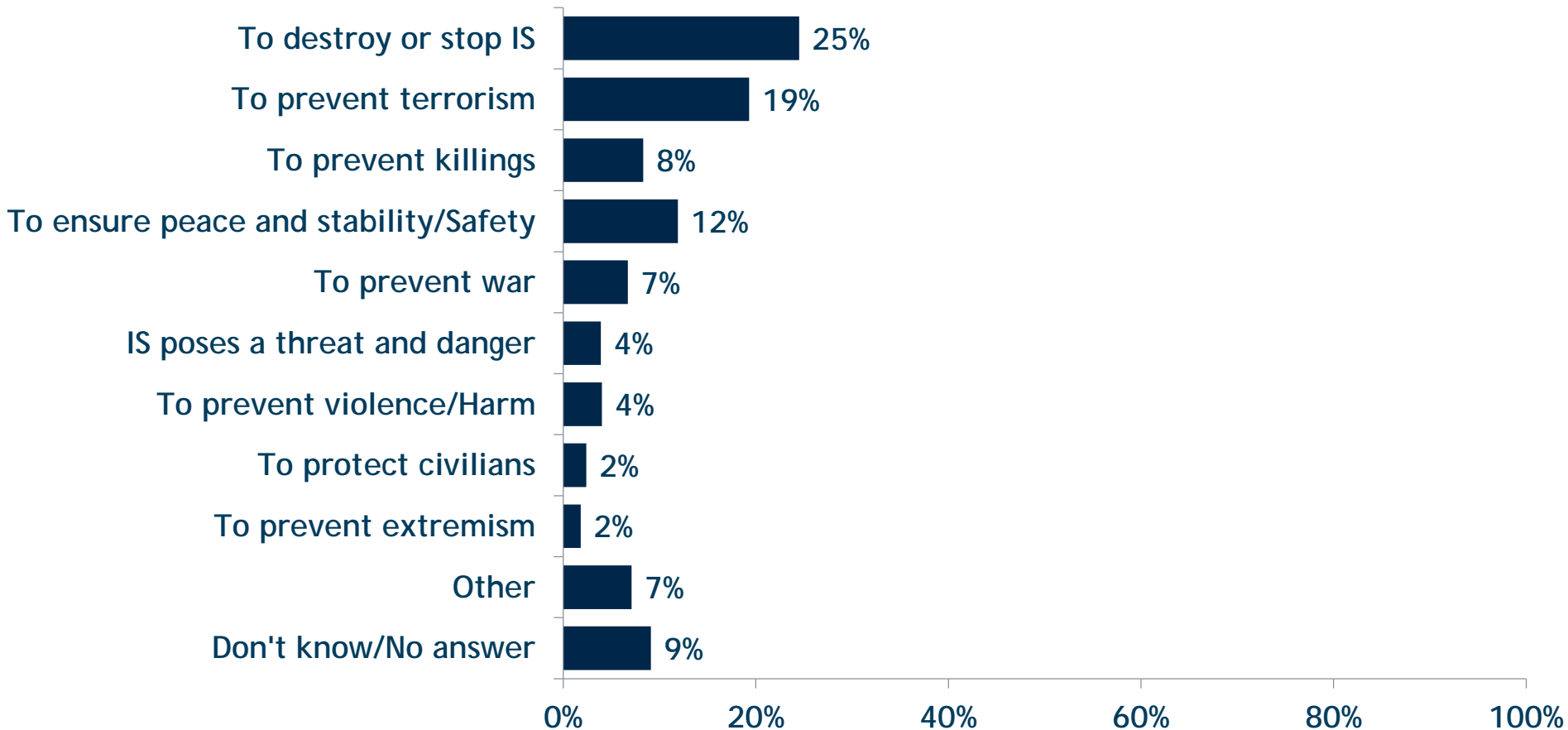
Do you support or oppose military intervention by the international community against the “Islamic State” (IS)? (continued; disaggregated by region)

(All respondents [N=1,537]. Single answer.)

Answers	Una-Sana Canton	Tuzla Canton	Zenica-Doboj Canton	Central Bosnia Canton	Herzegovina-Neretva Canton	West Herzegovina Canton	Sarajevo Canton	Canton 10	Republika Srpska-North	Republika Srpska-East	Posavina Canton	Bosnian-Podrinje Canton	Brčko District
Support	59%	67%	44%	68%	47%	35%	75%	27%	68%	69%	89%	81%	84%
Oppose	8%	13%	7%	21%	22%	42%	7%	10%	14%	7%	11%	10%	8%
Don't know/No answer	33%	20%	48%	11%	31%	23%	18%	63%	18%	25%	0%	9%	7%

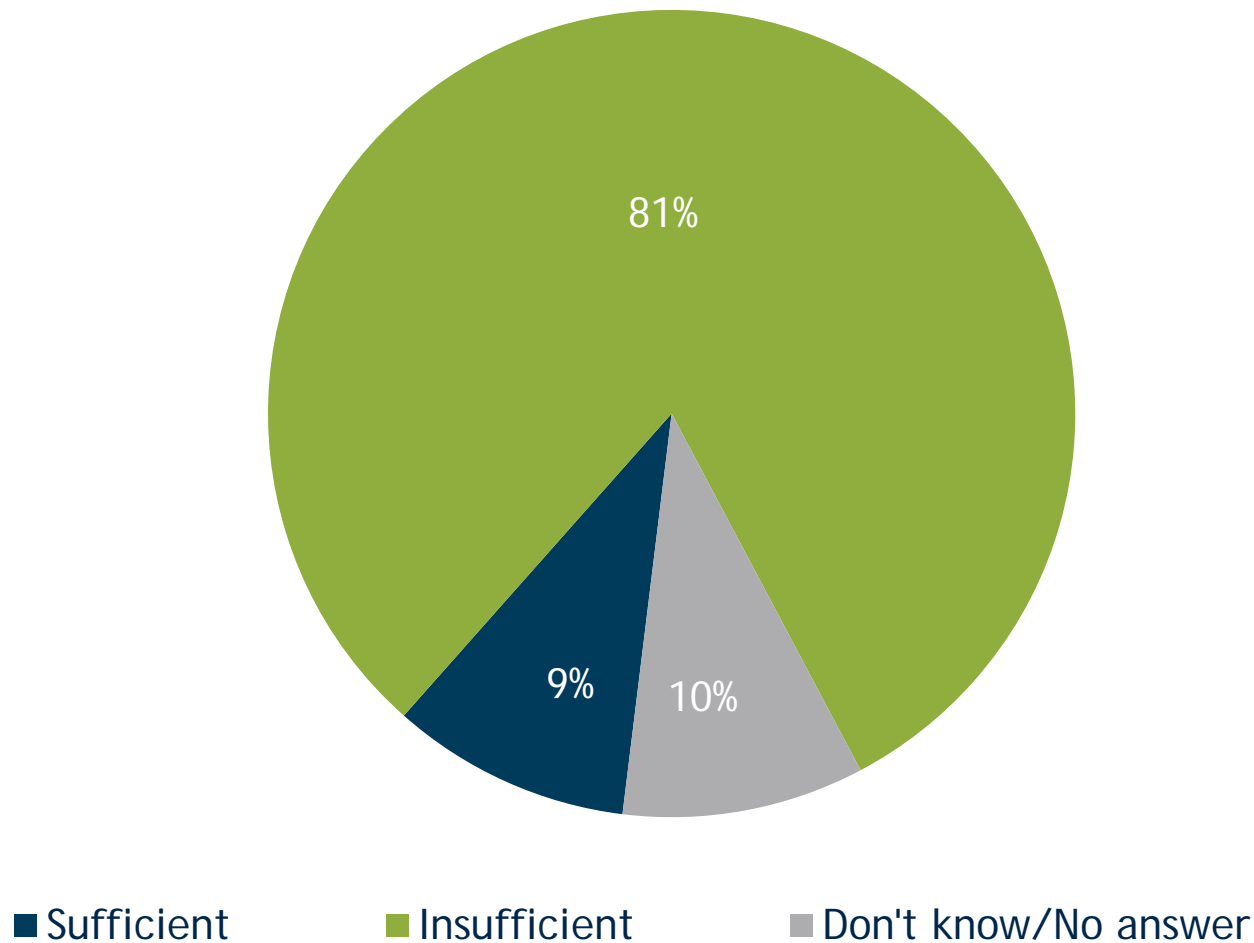
What is the main reason you support military intervention?

*(Respondents who would support military intervention against IS [N=973]. Open-ended.
Single answer.)*



How would you evaluate government efforts to raise public awareness of violent extremism: sufficient or insufficient?

(All respondents [N=1,537]. Single answer.)



How would you evaluate government efforts to raise public awareness of violent extremism: sufficient or insufficient? (continued; disaggregated by ethnicity)

(All respondents [N=1,537]. Single answer.)

Answers	Bosniak	Croat	Serb
Sufficient	12%	3%	10%
Insufficient	76%	89%	84%
Don't know/No answer	12%	8%	6%



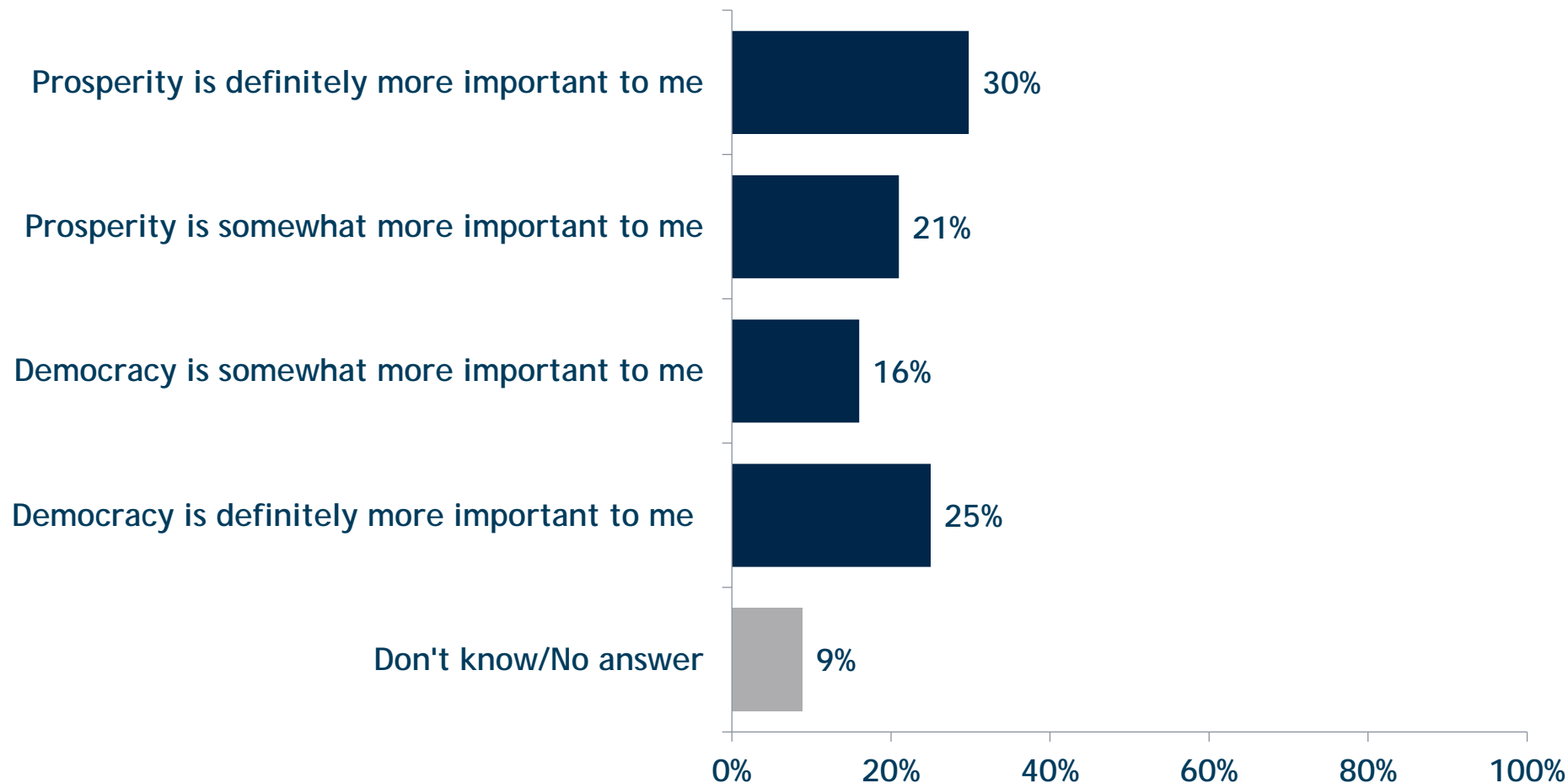
Democracy, Women and Youth



A PROJECT FROM THE INTERNATIONAL REPUBLICAN INSTITUTE

If you could have only one or the other, which is more important to you: a democratic system of government or a prosperous economy?

(All respondents [N=1,537]. Single answer.)



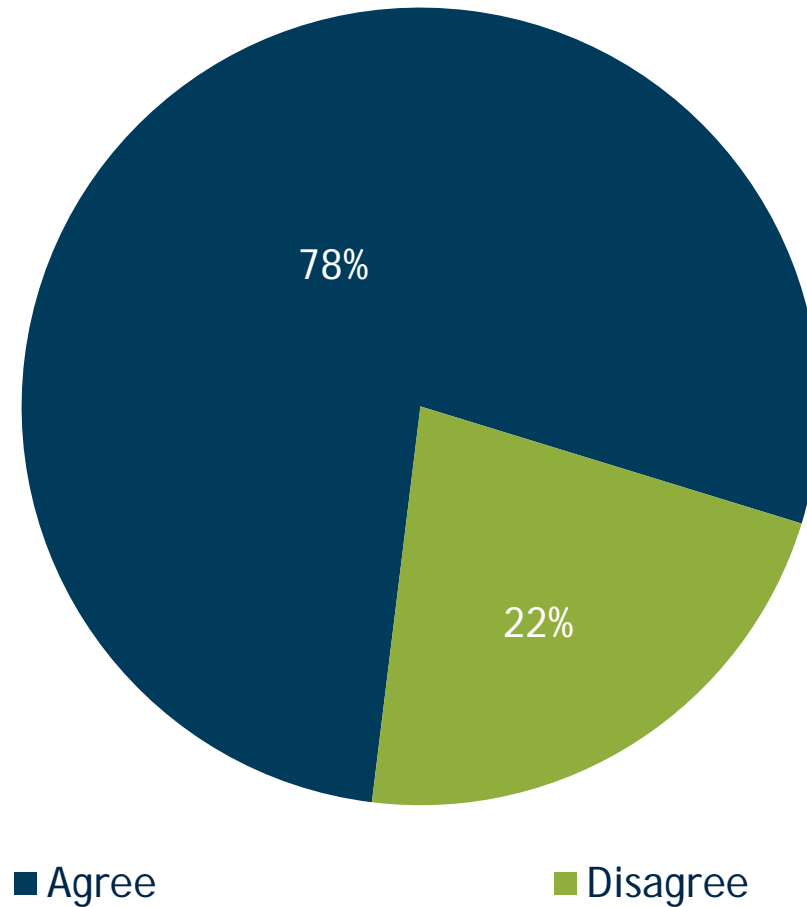
**If you could have only one or the other, which is more important to you:
a democratic system of government or a prosperous economy?
(continued; disaggregated by ethnicity)**

(All respondents N=1,537]. Single answer.)

Answers	Bosniak	Croat	Serb
Prosperity is definitely more important to me	28%	14%	36%
Prosperity is somewhat more important to me	15%	22%	31%
Democracy is somewhat more important to me	15%	16%	16%
Democracy is definitely more important to me	31%	41%	9%
Don't know/No answer	10%	6%	8%

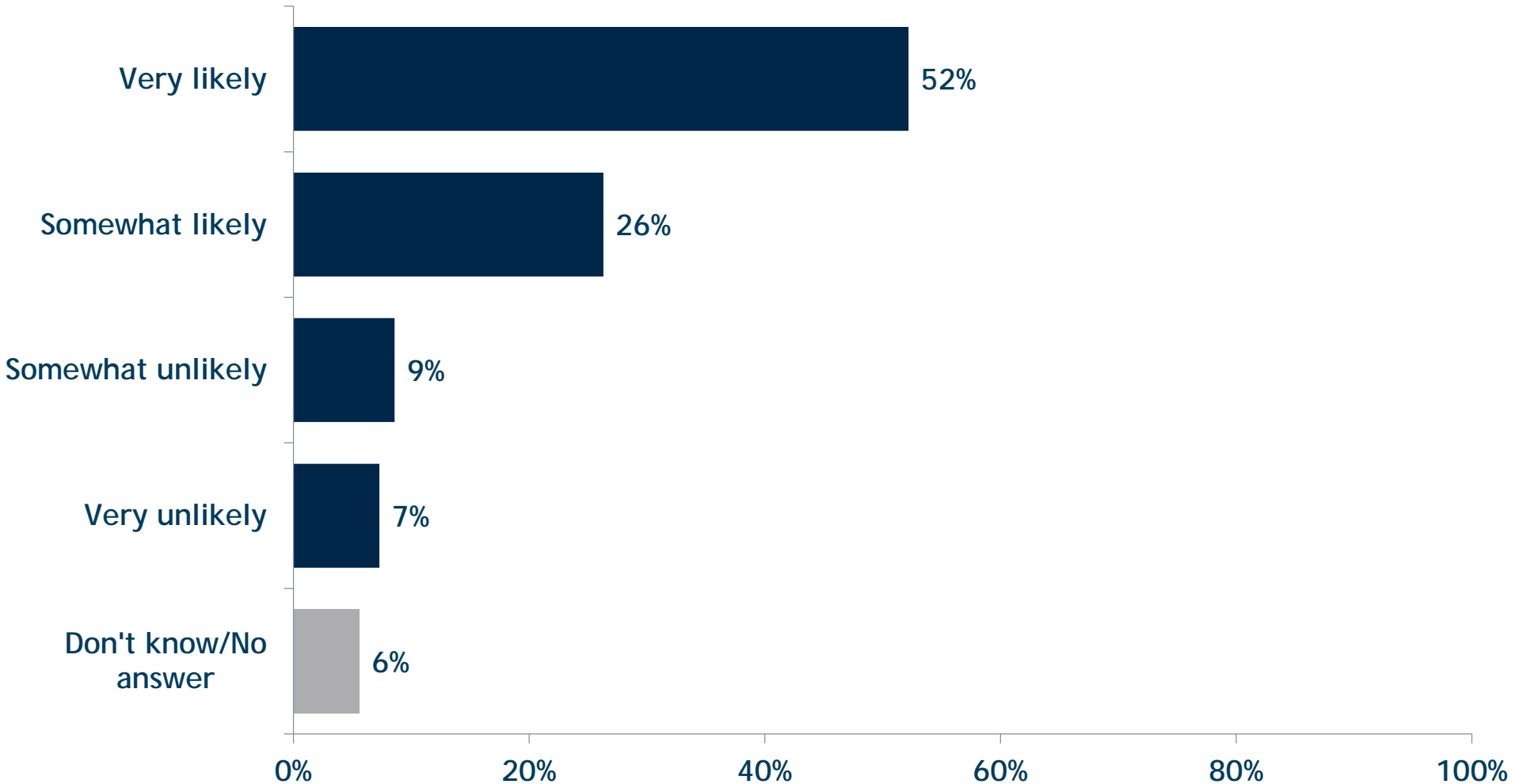
Do you agree or disagree with the following statement?
“Politicians do not listen to the needs and ideas of women.”

(All respondents [N=1,537]. Single answer.)



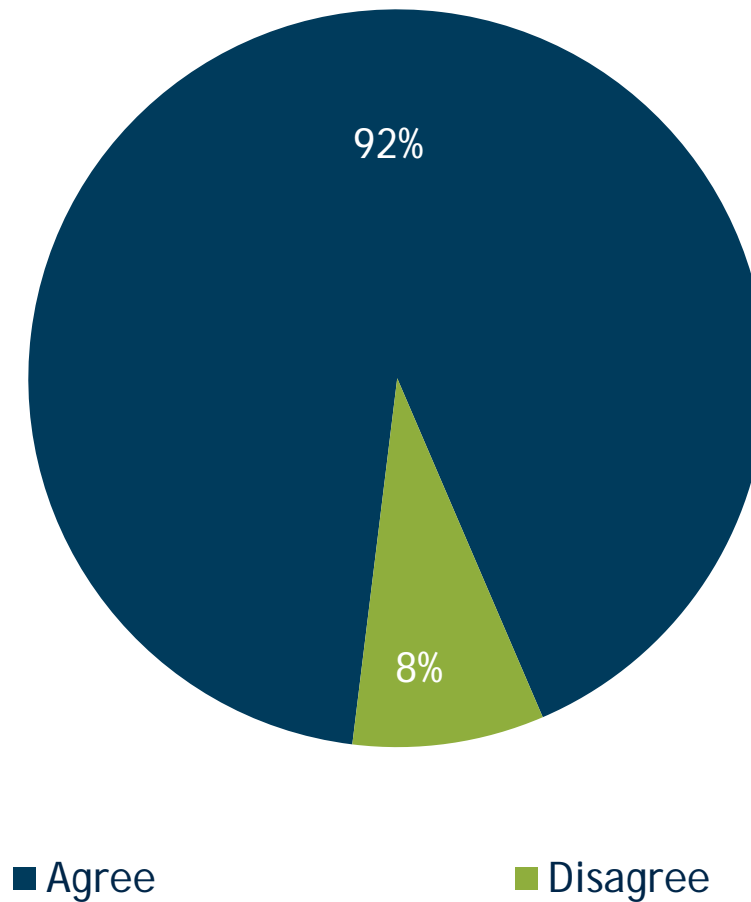
How likely, if at all, are you to vote in the next elections?

(All respondents [N=1,537]. Single answer.)



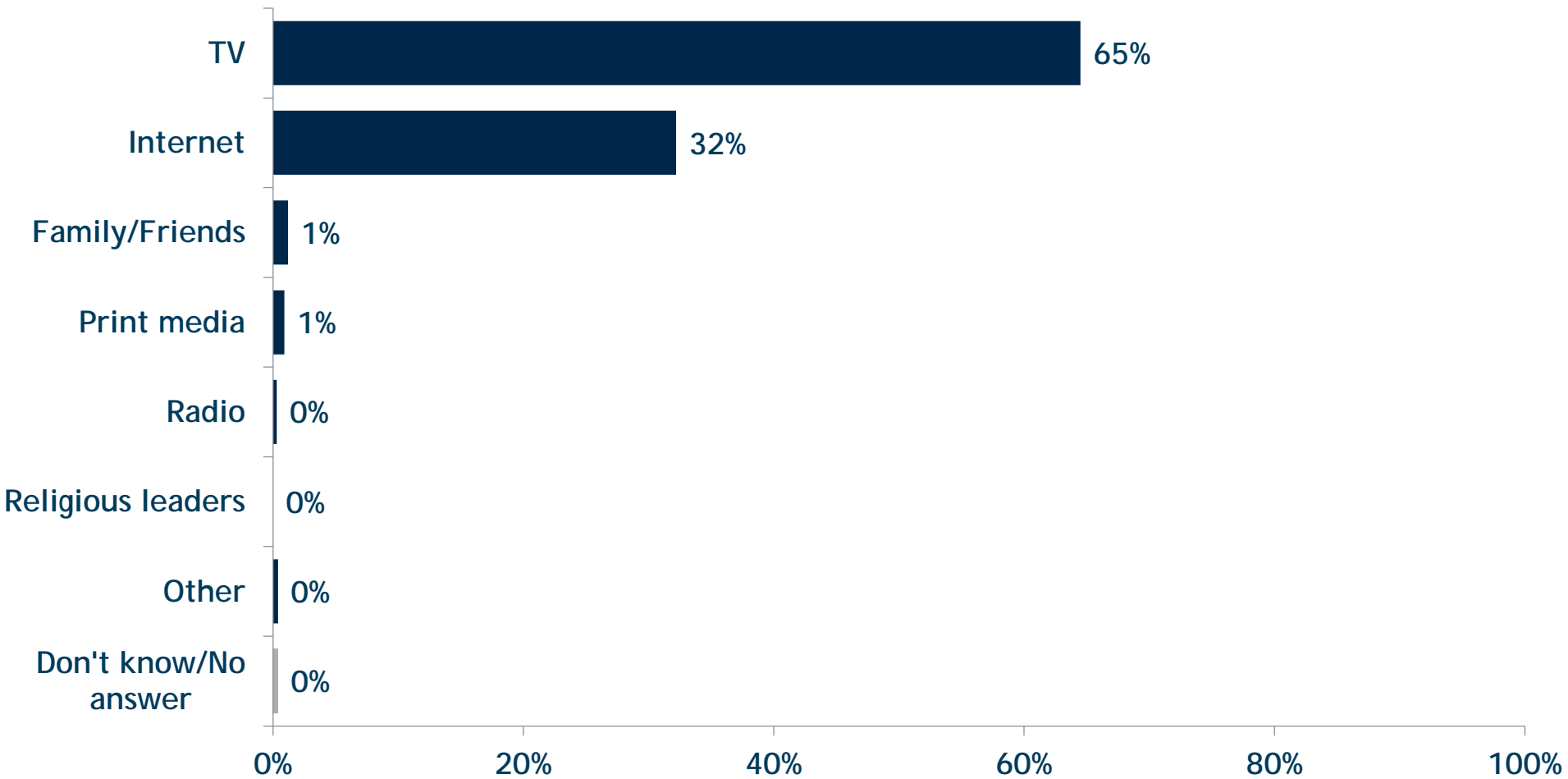
Do you agree or disagree with the following statement?
“Politicians do not listen to the needs and ideas of young people.”

(All respondents [N=1,537]. Single answer.)



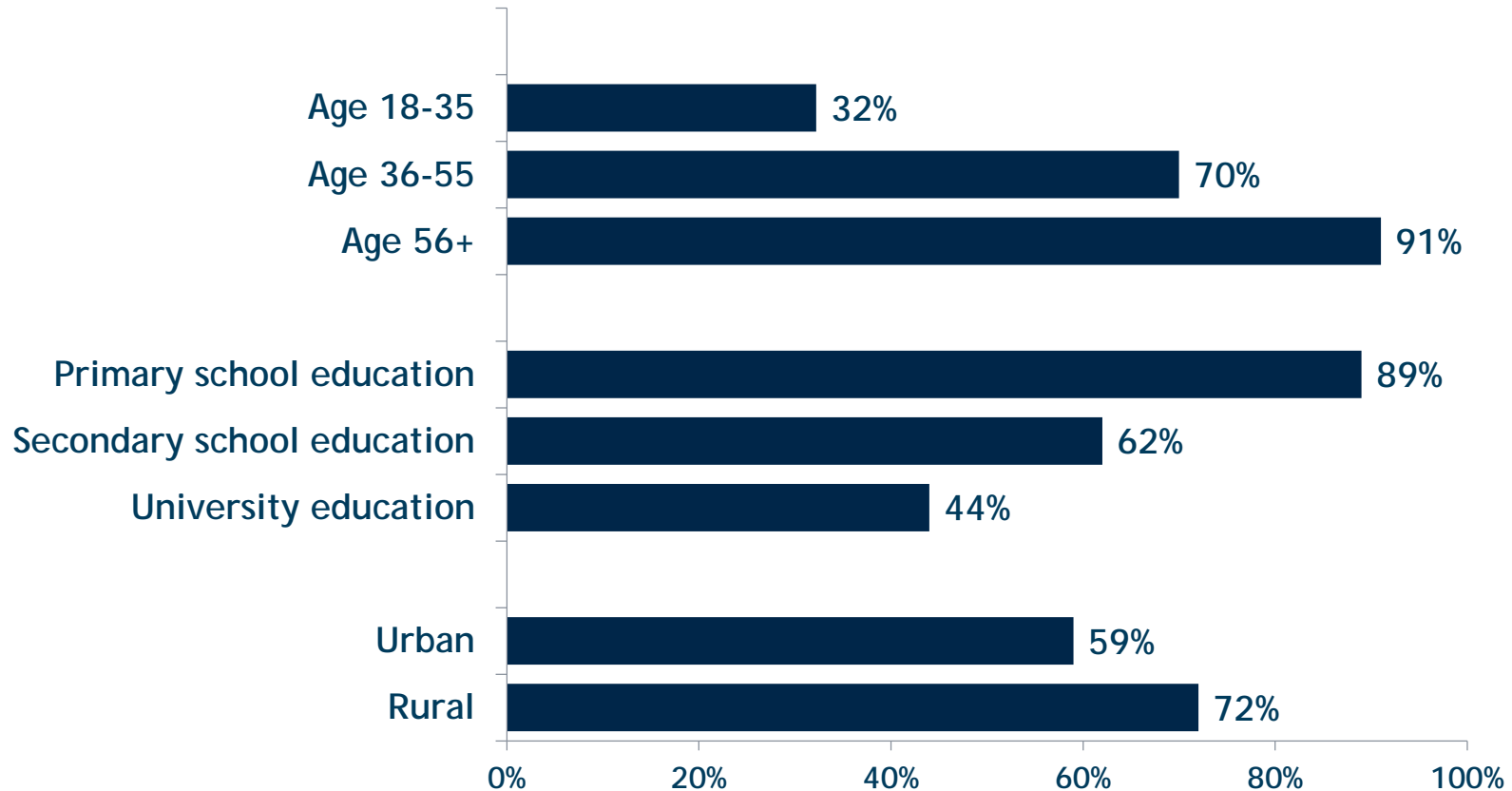
What is your primary source of information?

(All respondents [N=1,537]. Single answer.)



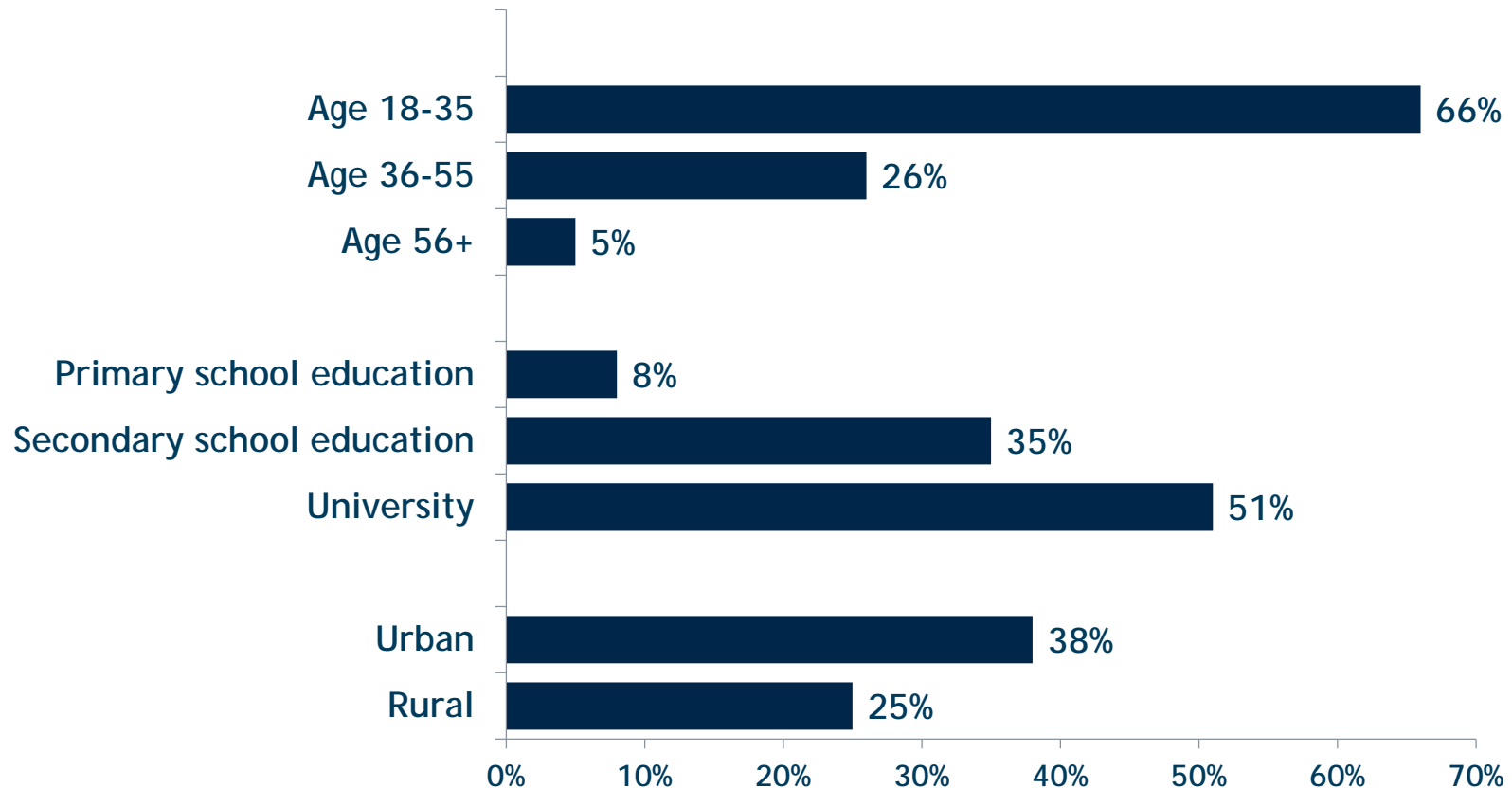
What is your primary source of information? (continued; disaggregated by age, education, location)

(Respondents who answered television [N=1,041])



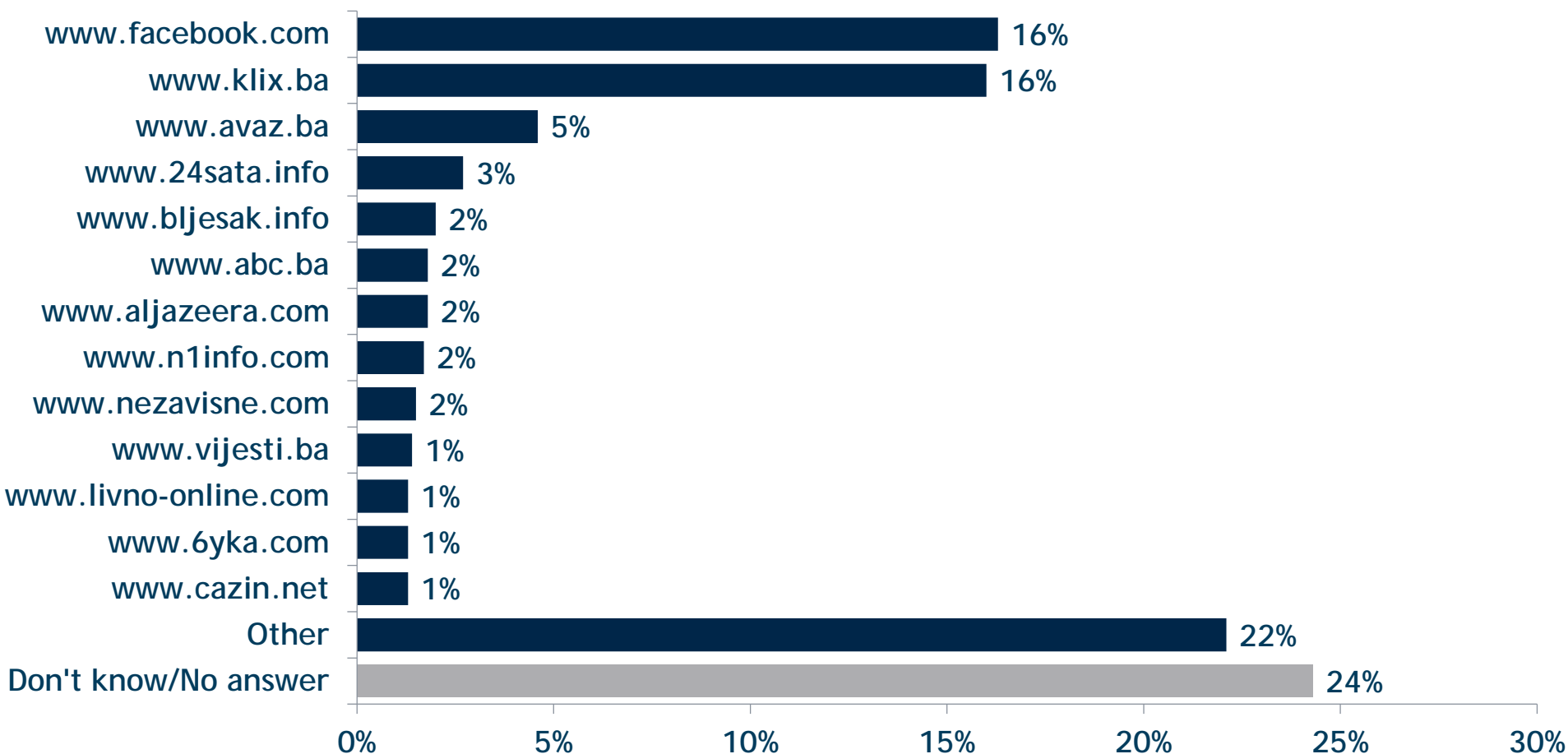
What is your primary source of information? (continued; disaggregated by age, education, location)

(Respondents who answered Internet [N=495])



Which news website or social media site do you consider the most credible source of news in BiH?

(Respondents who answered Internet [N=495]. Single answer. Open-ended. Shows replies with a share of 1% or more.)



Center for Insights in Survey Research

202.408.9450 | info@iri.org

www.IRI.org | [@IRI_Polls](https://twitter.com/IRI_Polls)



A PROJECT OF THE INTERNATIONAL REPUBLICAN INSTITUTE



www.ipsos.com