



# Public Opinion Survey of Residents of Ukraine

---

June 13-23, 2019



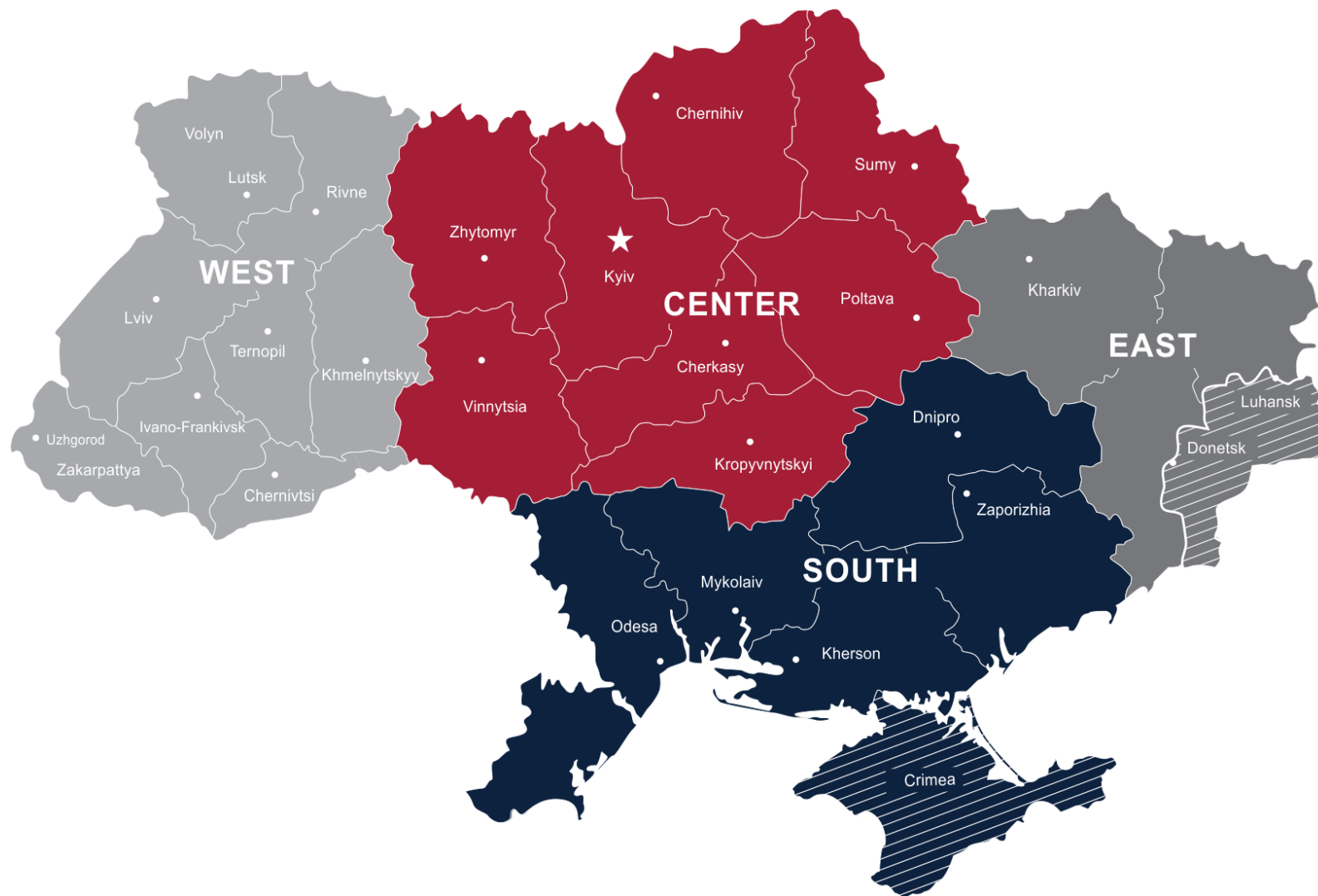
A PROJECT OF THE INTERNATIONAL REPUBLICAN INSTITUTE

*\*A corrected version of this poll was uploaded to [iri.org](http://iri.org) on July 10, 2019 to address minor inaccuracies contained in the version published on July 9, 2019.*

# Methodology

- The survey was conducted by [Rating Group Ukraine](#) on behalf of the International Republican Institute's [Center for Insights in Survey Research](#).
- The survey was conducted throughout Ukraine (except for the occupied Crimea and certain areas of Donbas) on June 13-23, 2019 through face-to-face interviews at respondents' homes
- The sample consisted of 2,400 permanent residents of Ukraine aged 18 and older and eligible to vote. It is representative of the general population by gender, age, region, and settlement size. The distribution of population by regions and settlements is based on statistical data of the Central Election Commission from the 2019 presidential elections, and the distribution of population by age and gender is based on data from the State Statistics Committee of Ukraine from January 1, 2018.
- A multi-stage probability sampling method was used with the random route and "last birthday" methods for respondent selection.
  - Stage One: the territory of Ukraine was split into 25 administrative regions (24 regions and Kyiv). The survey was conducted throughout all regions of Ukraine, except for the occupied Crimea and certain areas of the Donbas.
  - Stage Two: the territory of each region was split into village and city units. Settlements were split into types by the number of residents:
    - Cities with population over 1 million
    - Cities with population 500,000-999,000
    - Cities with population 100,000-499,000
    - Cities with population 50,000-99,000
    - Cities with population up to 50,000
    - Urban villages
    - Villages
  - Cities and villages were selected using the PPS method (probability proportional to size). The number of selected cities/villages in each of the regions is proportional to the share of population living in cities/villages of a certain type in each region.
  - Stage Three: households were selected using random route, respondents - "last birthday" rule.
- The margin of error does not exceed 2.0 percent for the full sample.
- The average response rate was 61.8 percent.
- Charts and graphs may not add up to 100 percent due to rounding.
- The survey was financed by the [U.S. Agency for International Development \(USAID\)](#).
- Considering the distribution of political party preferences, only the top six parties are represented. The number of the respondents who voted for other parties is not sufficient for reliable analysis.

# Geographical Key



\*Due to the Russian occupation of Crimea and ongoing conflict in the East of Ukraine, citizens of Crimea and parts of Donetsk and Luhansk oblasts controlled by the separatists did not participate in the survey.

# Frequently Cited Disaggregates

Disaggregate	Disaggregation Category	Base
Region	West	n=645
	Center	n=838
	South	n=590
	East	n=329
Age	18-35	n=725
	36-50	n=657
	51+	n=1,081
Political Party Preference*	Sluha Narodu	n=807
	Oppositional Platform	n=203
	Holos	n=128
	European Solidarity	n=110
	Batkivschyna	n=104
	Syla y Chest	n=58
	Would not vote	n=175
	Undecided	n=476
Choice in Presidential Election	Volodymyr Zelenskyy	n=1,465
	Petro Poroshenko	n=370

\**Political Party Preference* is derived from the question: “If parliamentary elections were held next Sunday and the following political parties participated in the election, which political party would you vote for?”

\*Only the six parties receiving the largest shares of intended votes are displayed throughout disaggregates in this presentation--no other party received a sufficiently large share of respondents to conduct reliable analysis.



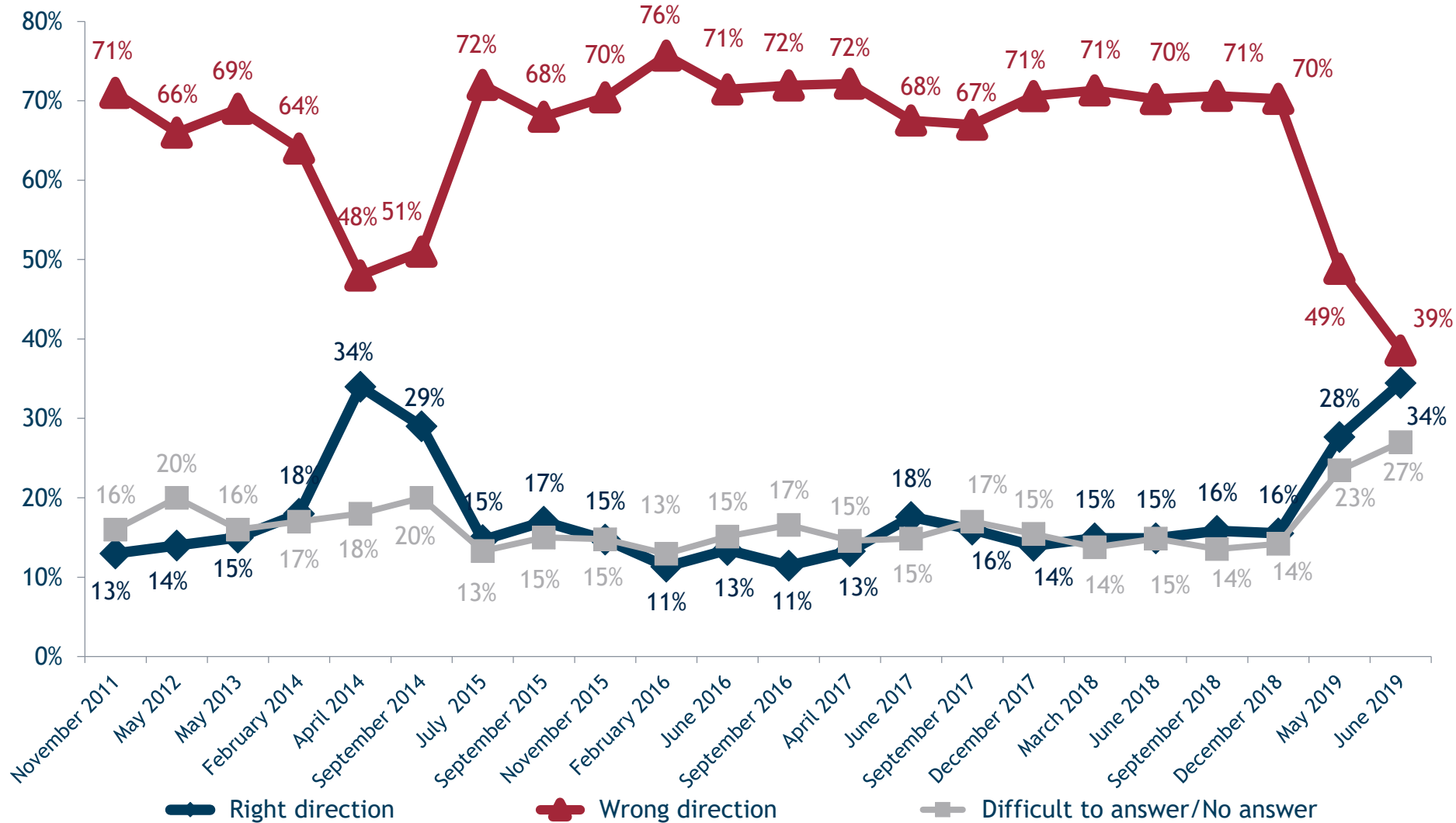


# National Outlook

---



# Generally speaking, do you think that things in Ukraine are going in the right direction or wrong direction?



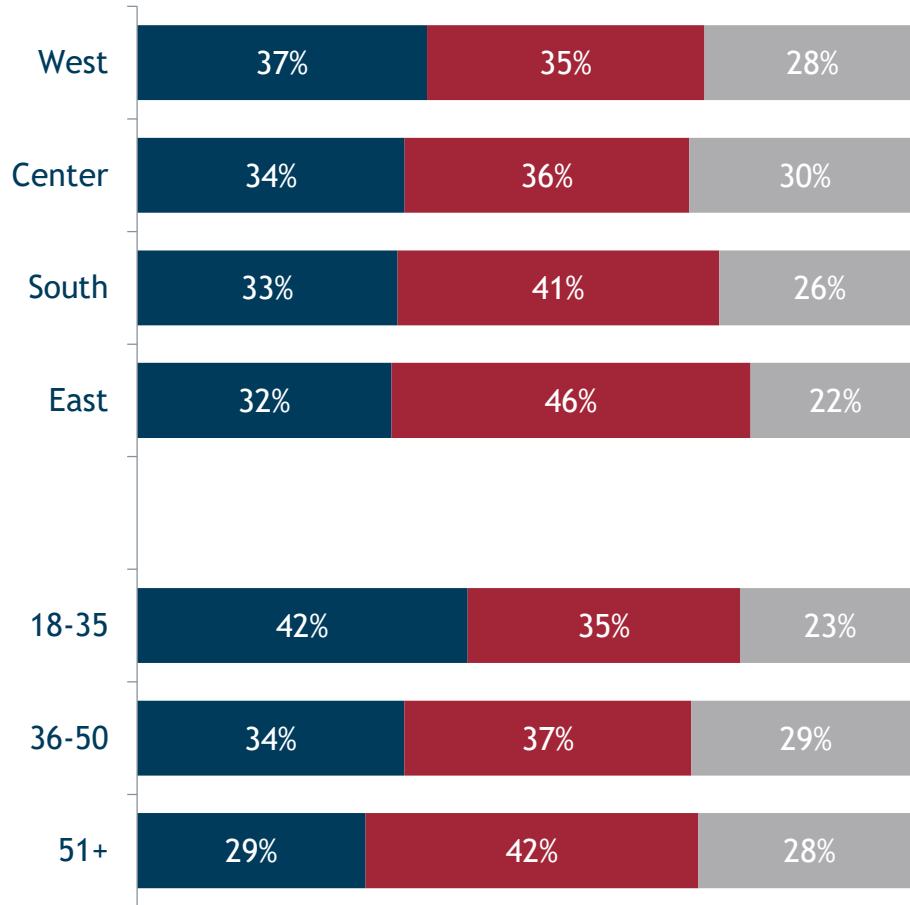
# Generally speaking, do you think that things in Ukraine are going in the right direction or wrong direction?

■ Right direction

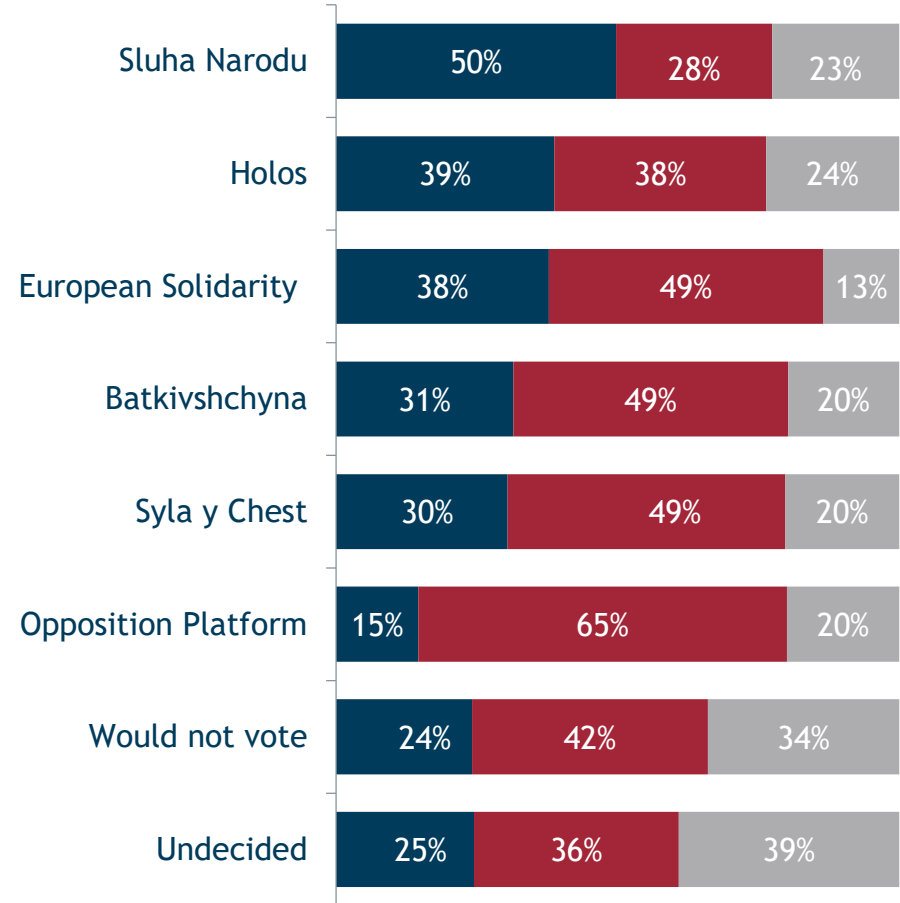
■ Wrong direction

■ Difficult to answer/No answer

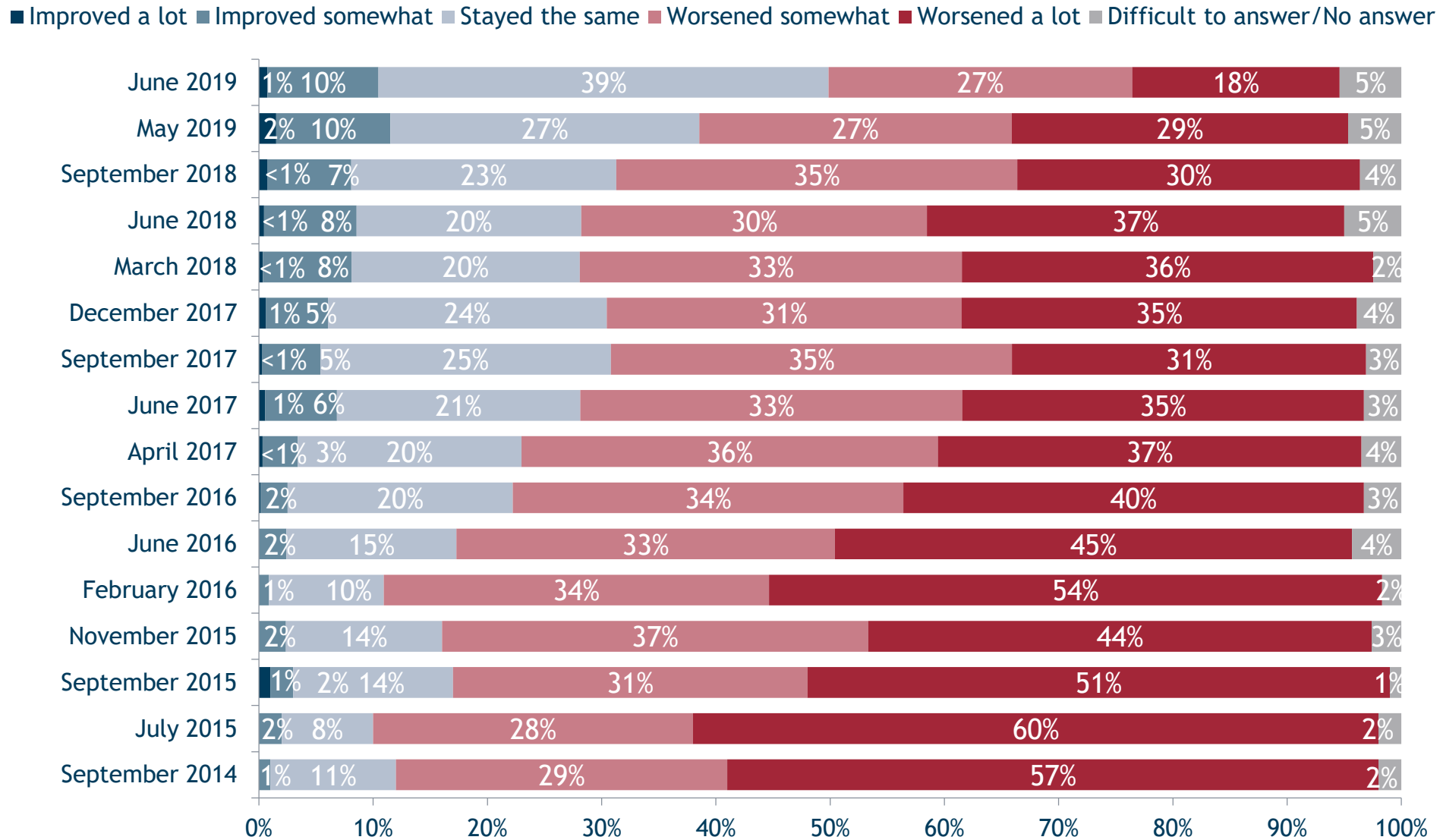
## Age, Region



## Political Party Preference



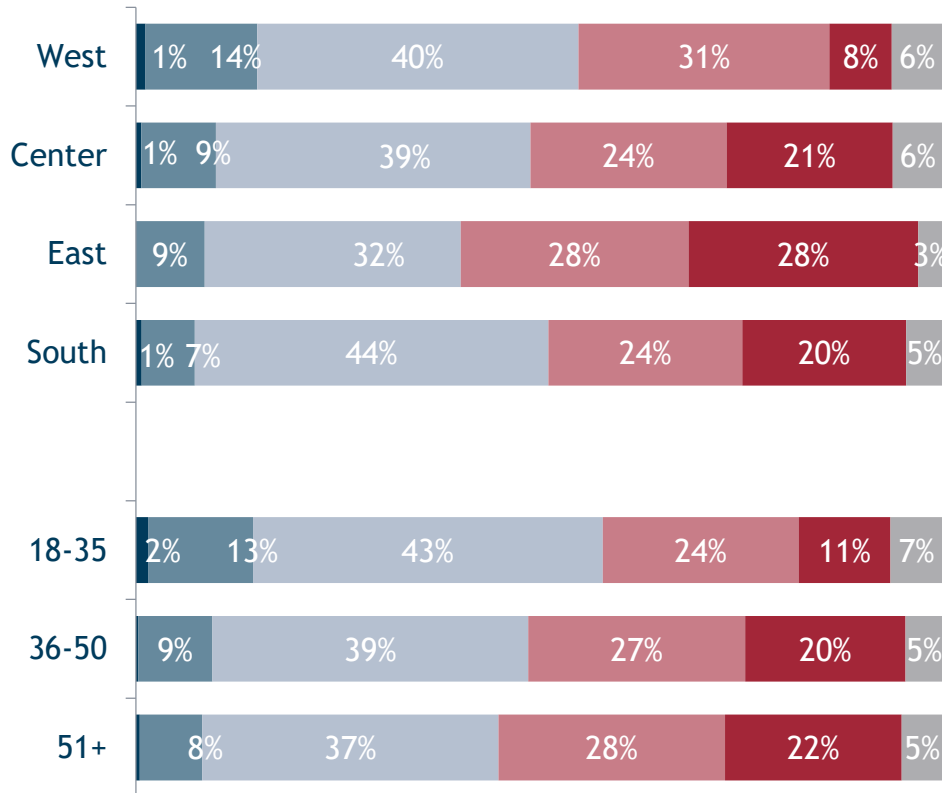
# Over the last 12 months, how has the economic situation in Ukraine changed?



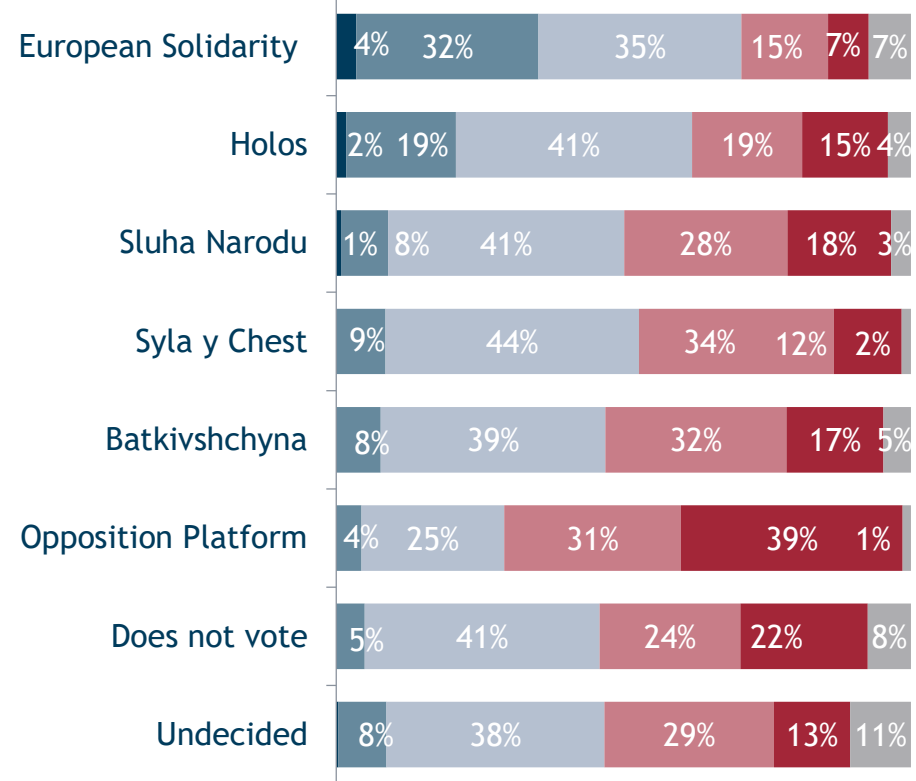
# Over the last 12 months, how has the economic situation in Ukraine changed?

■ Improved a lot      ■ Improved somewhat      ■ Stayed the same  
 ■ Worsened somewhat      ■ Worsened a lot      ■ Difficult to answer/No answer

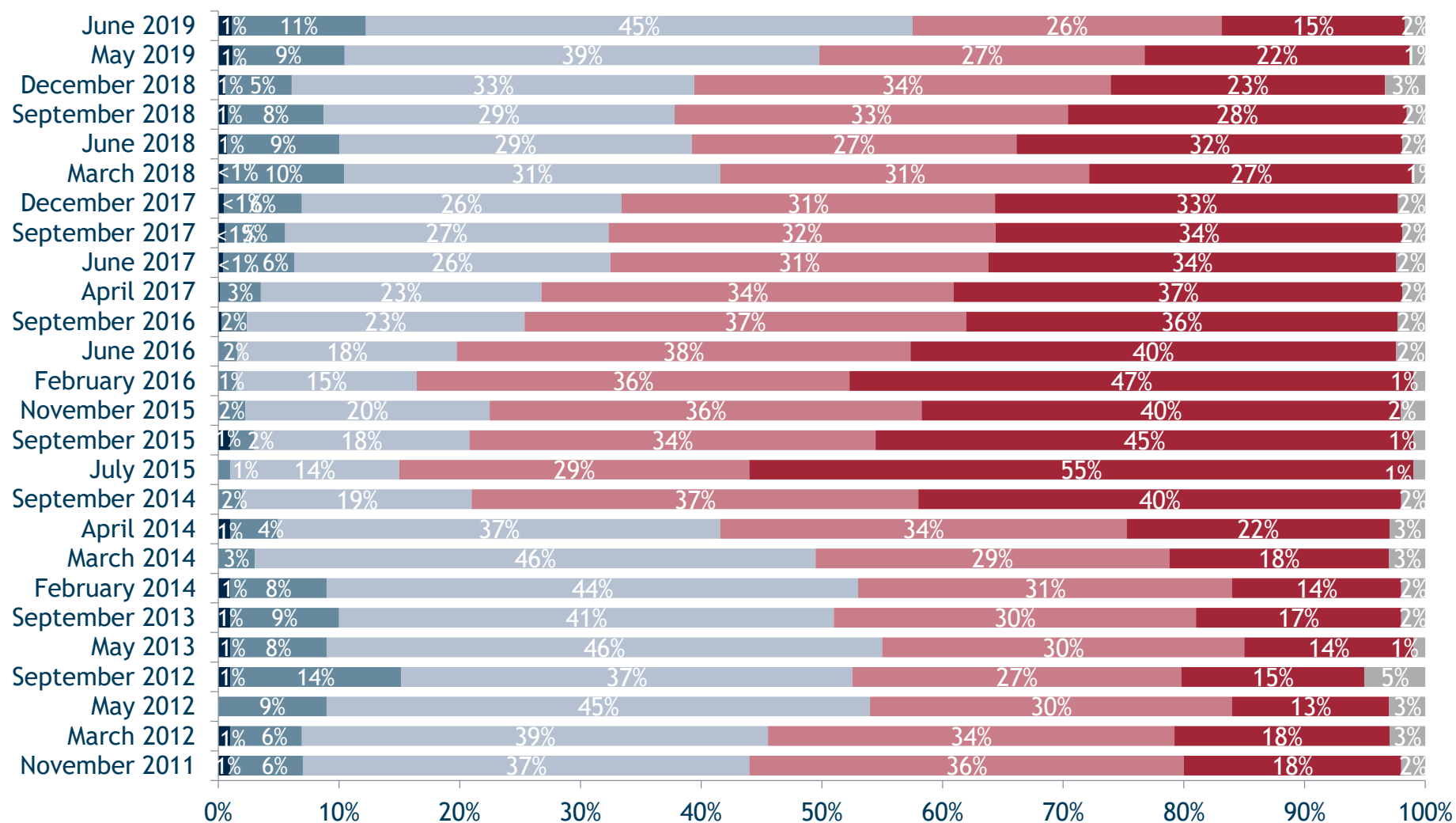
## Age, Region



## Political Party Preference



# Over the last 12 months, how has the economic situation of your household changed?

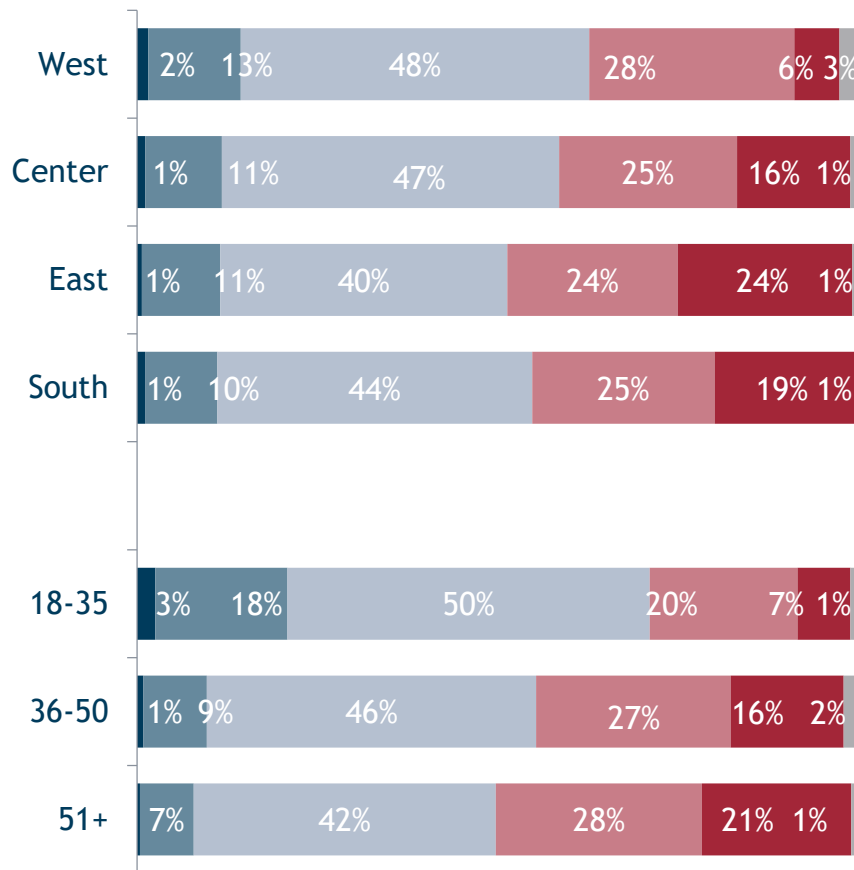


■ Improved a lot ■ Improved somewhat ■ Stayed the same ■ Worsened somewhat ■ Worsened a lot ■ Difficult to answer/No answer

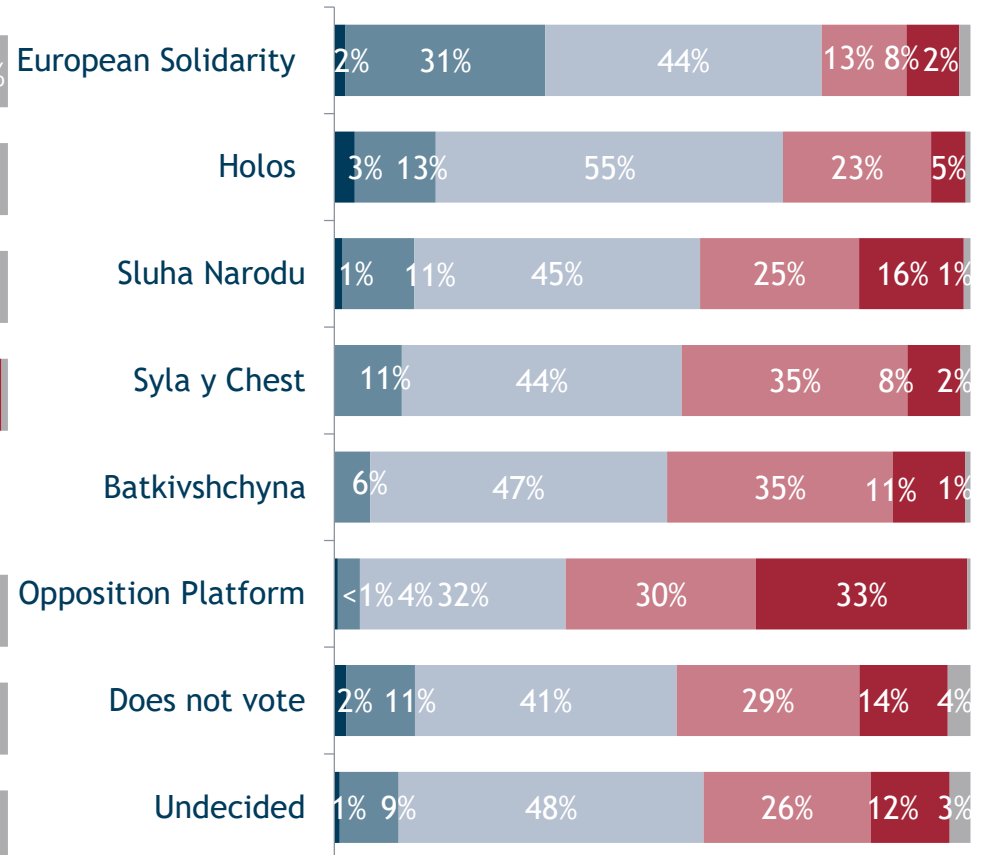
# Over the last 12 months, how has the economic situation of your household changed?

■ Improved a lot      ■ Improved somewhat      ■ Stayed the same  
 ■ Worsened somewhat      ■ Worsened a lot      ■ Difficult to answer/No answer

## Age, Region

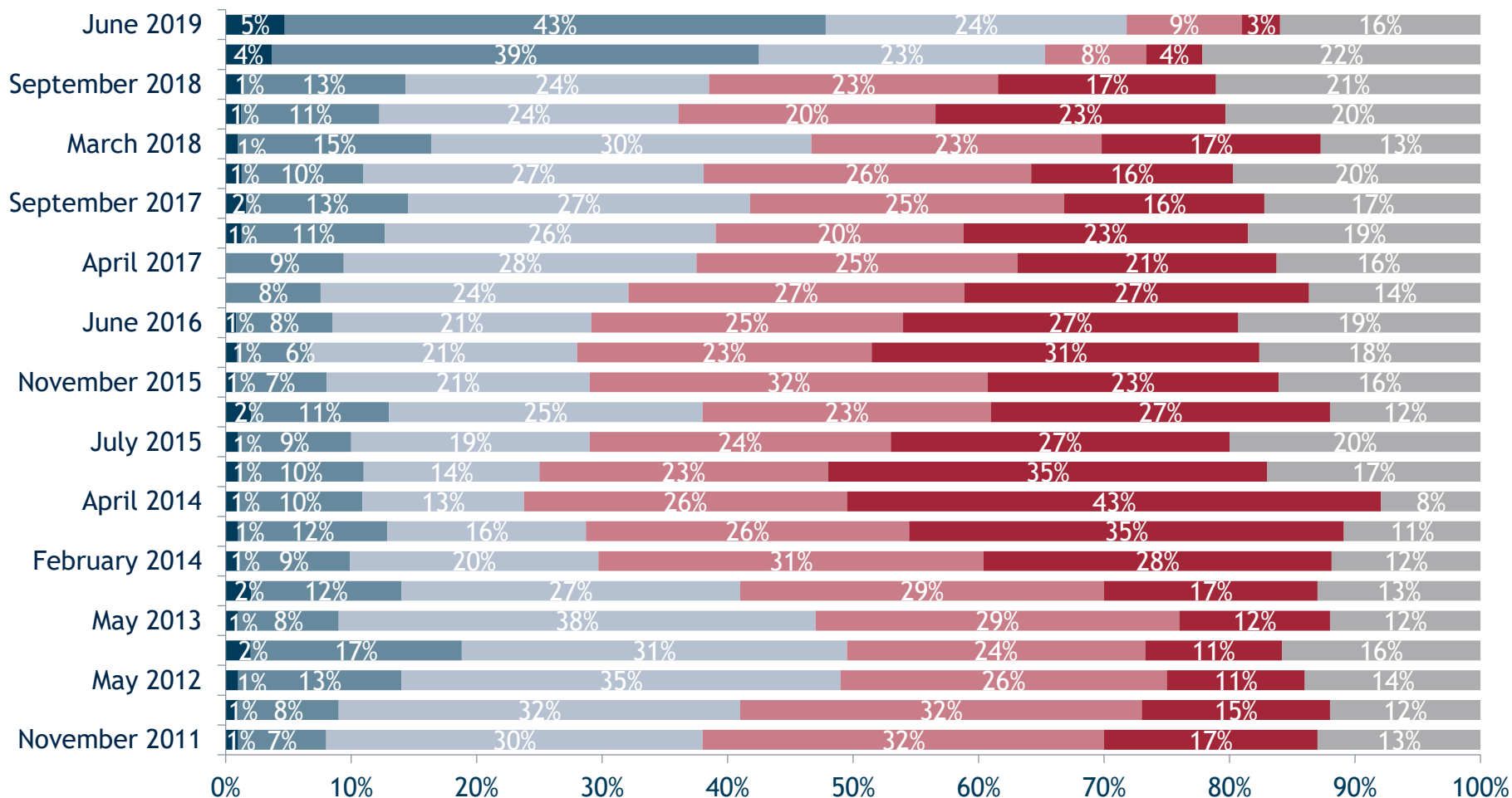


## Political Party Preference



# In the next 12 months, how do you expect the economic situation in Ukraine to change?

■ Improve a lot ■ Improve somewhat ■ Stay the same ■ Worsen somewhat ■ Worsen a lot ■ Difficult to answer/No answer





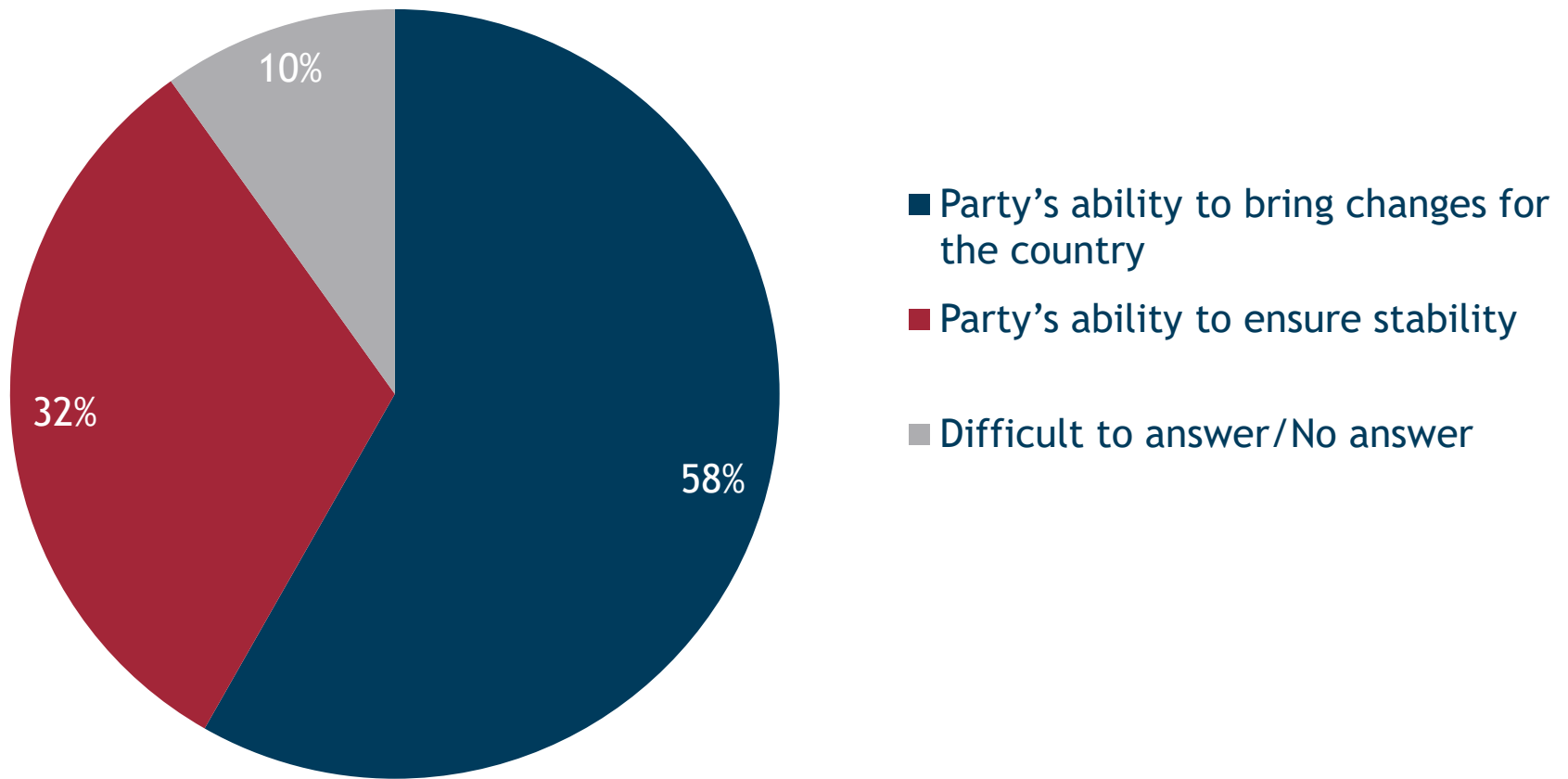


# Election Attitudes

---



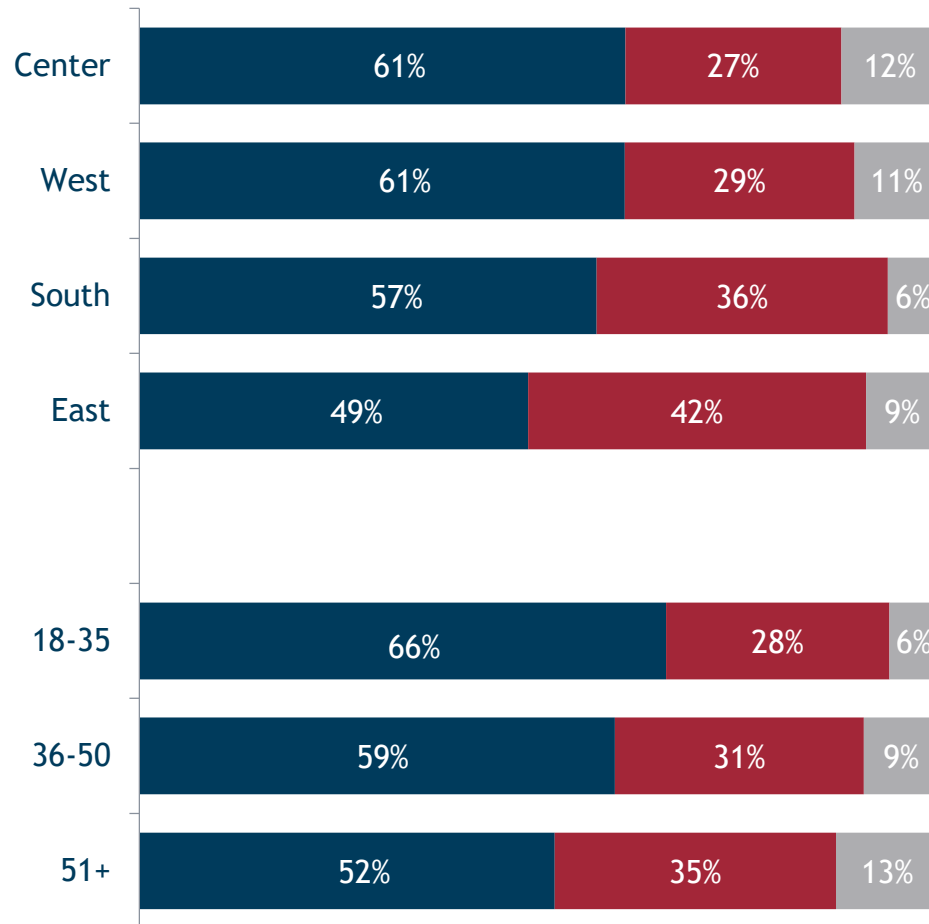
For each of the following sets of statements, which is more important to you when voting in the parliamentary elections?



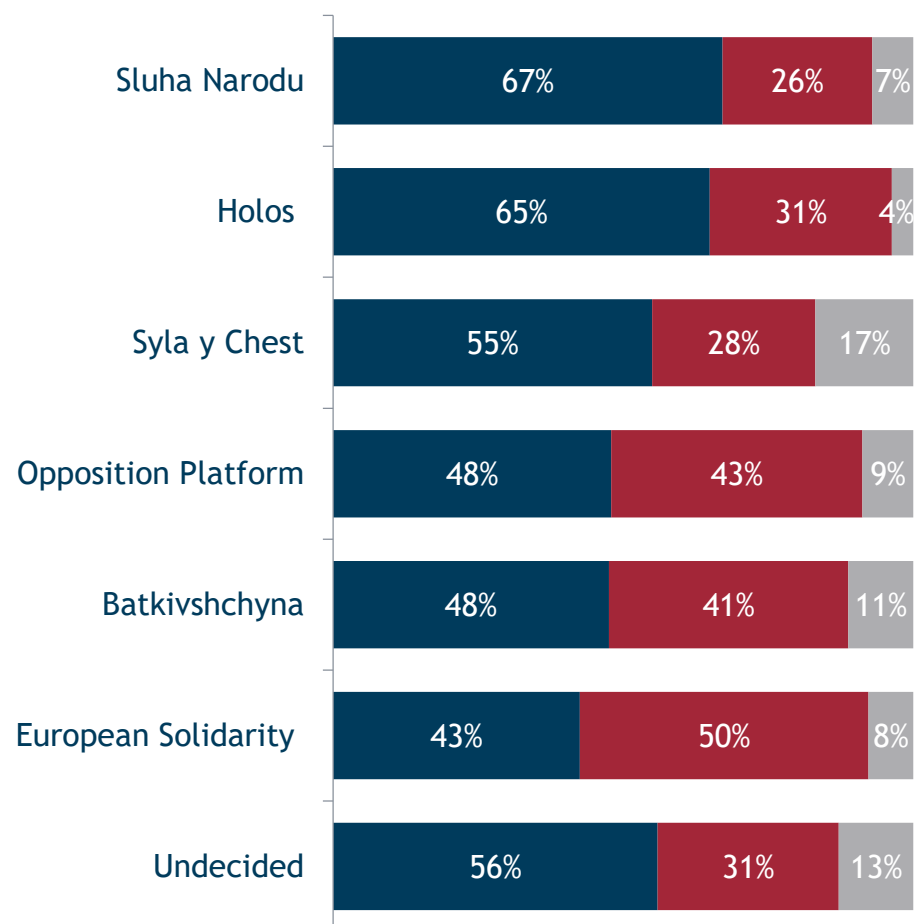
# For each of the following sets of statements, which is more important to you when voting in the parliamentary elections?

■ Party's ability to bring changes for the country ■ Party's ability to ensure stability ■ Difficult to answer/No answer

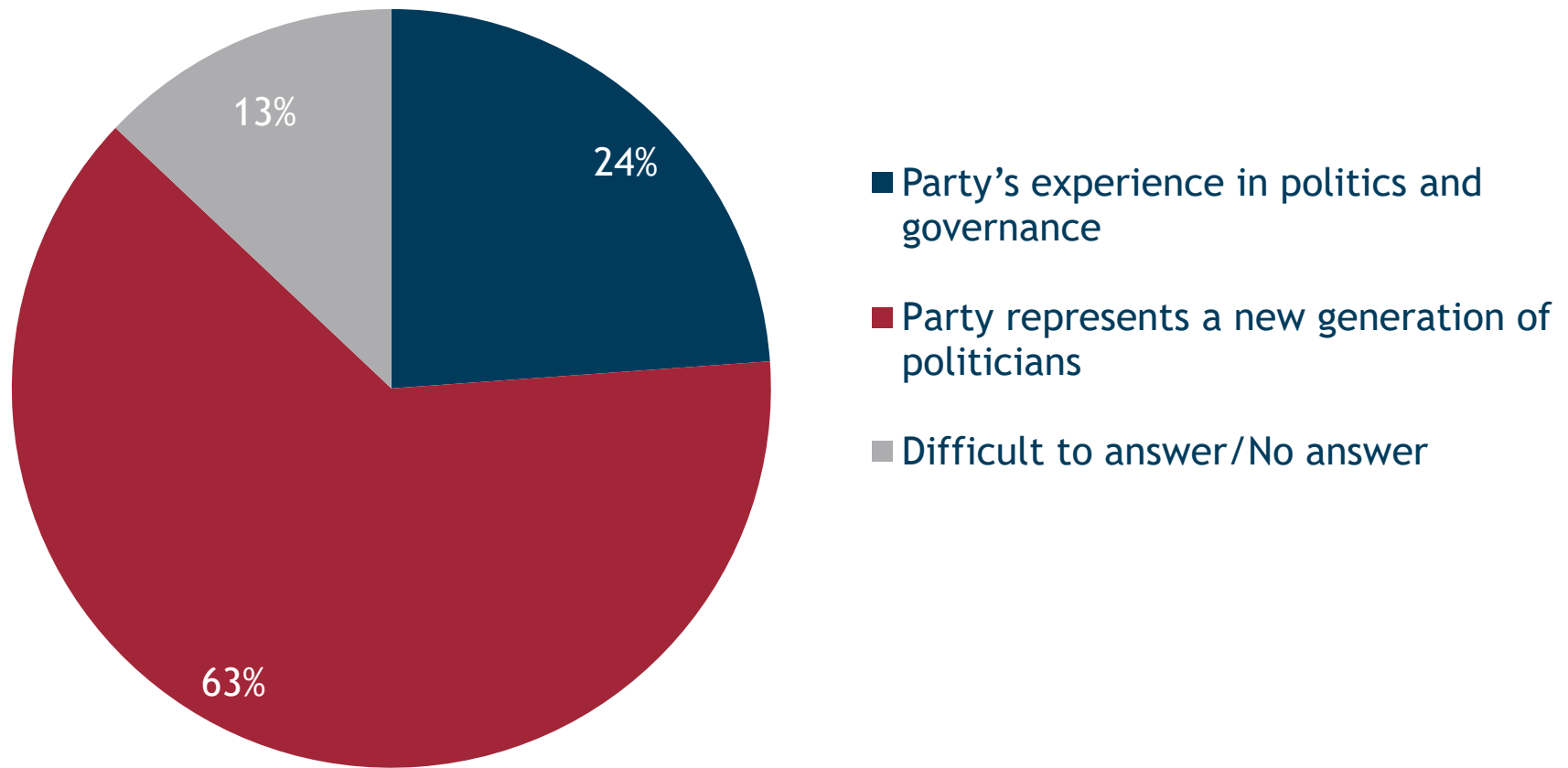
## Age, Region



## Political Party Preference



For each of the following sets of statements, which is more important to you when voting in the parliamentary elections?



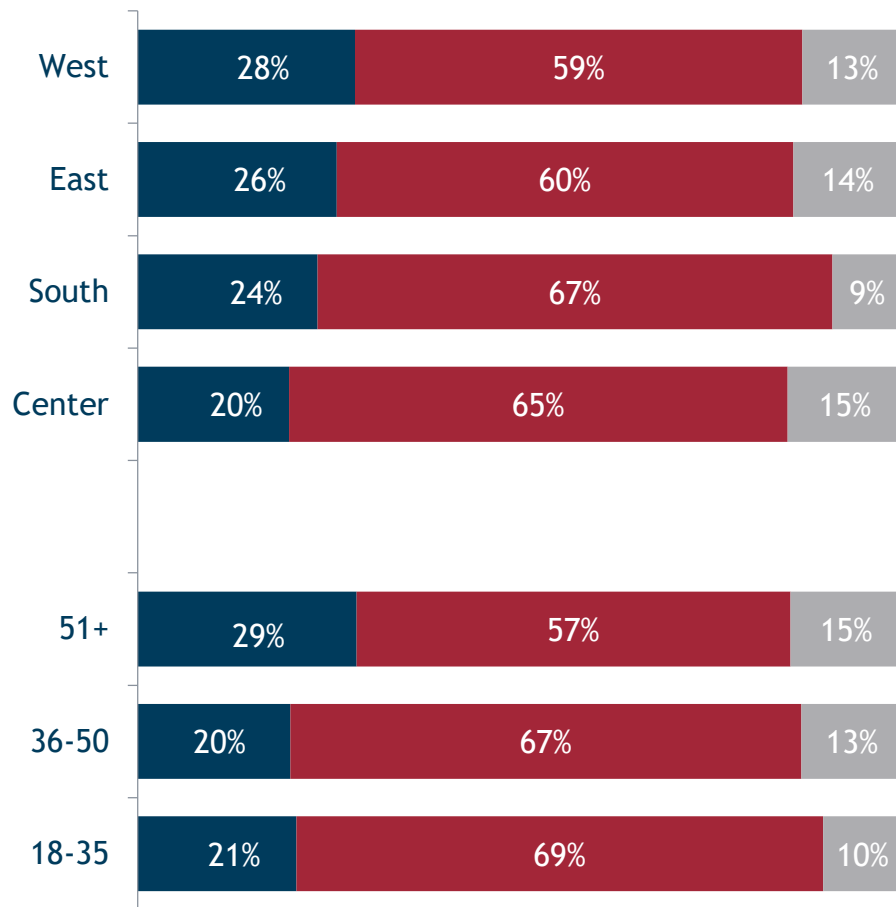
# For each of the following sets of statements, which is more important to you when voting in the parliamentary elections?

■ Party's experience in politics and governance

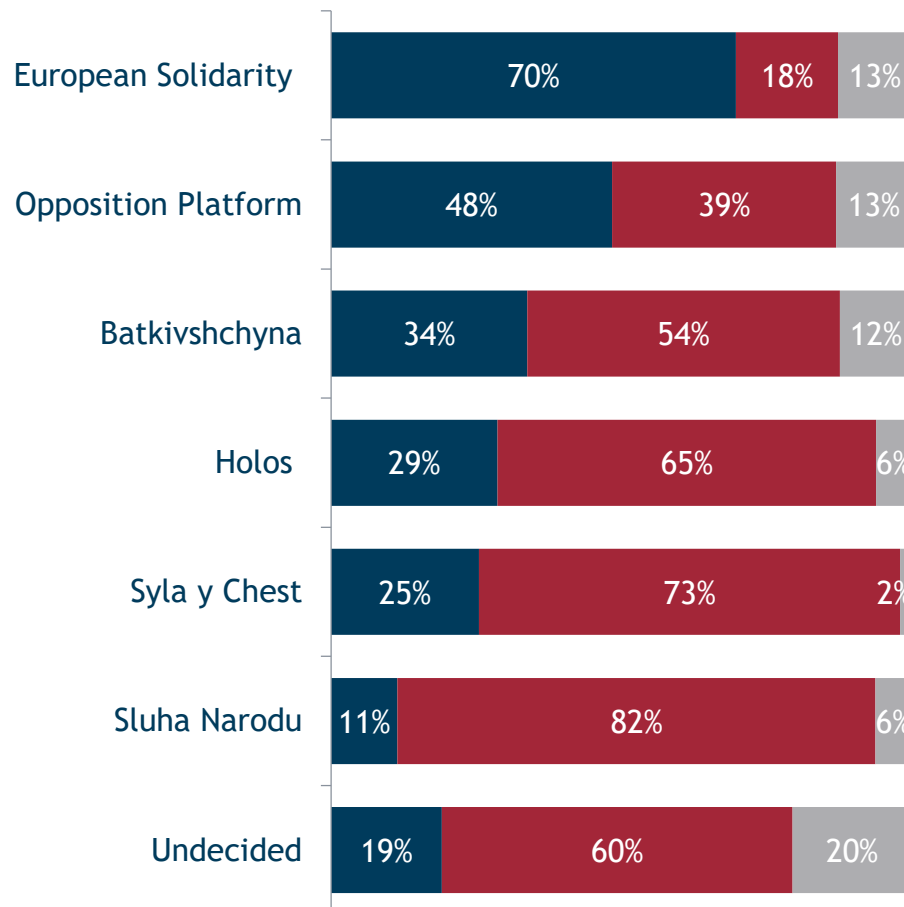
■ Party represents a new generation of politicians

■ Difficult to answer/No answer

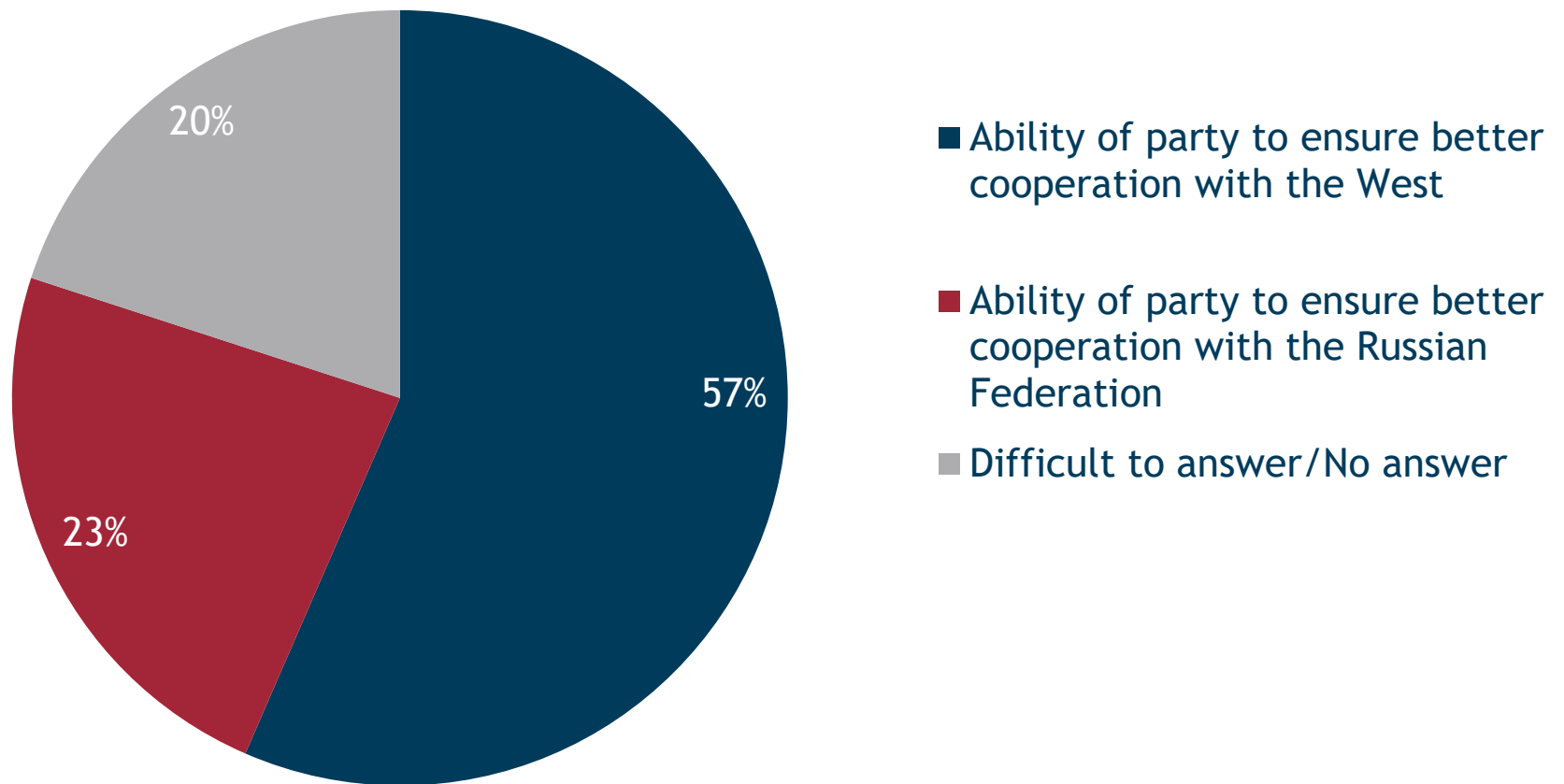
## Age, Region



## Political Party Preference



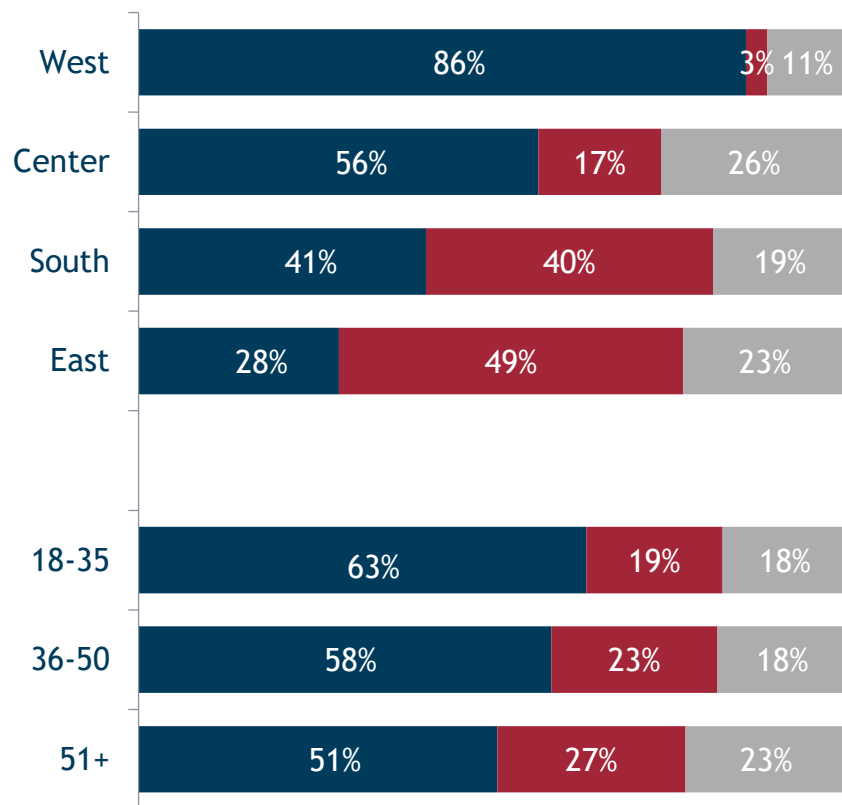
For each of the following sets of statements, which is more important to you when voting in the parliamentary elections?



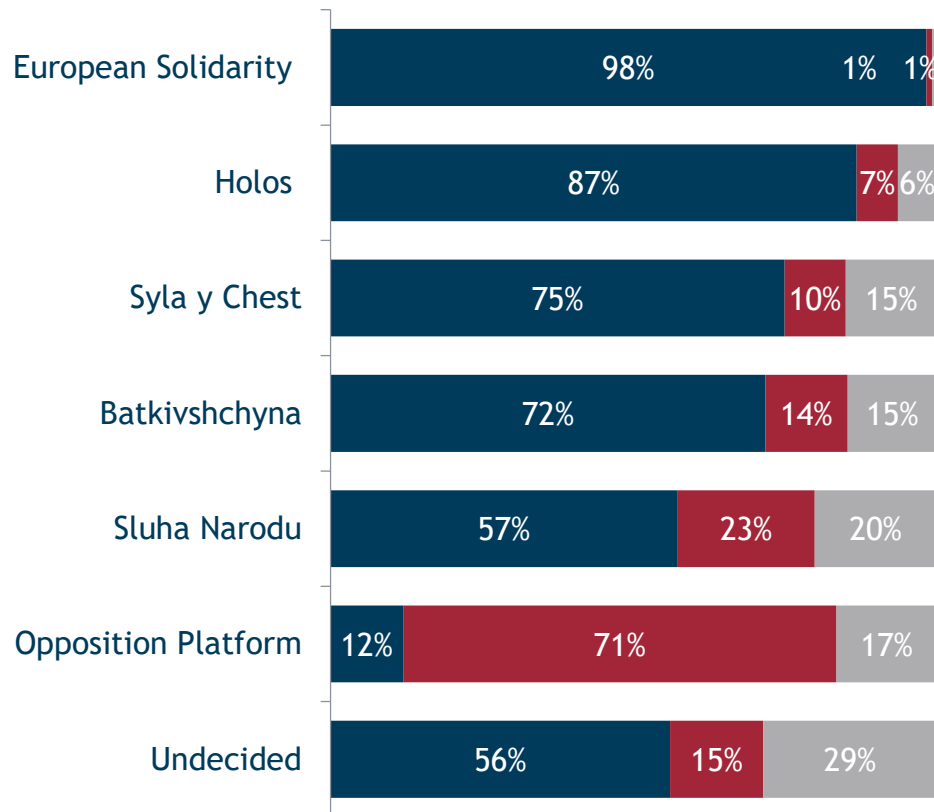
# For each of the following sets of statements, which is more important to you when voting in the parliamentary elections?

- Ability of party to ensure better cooperation with the West
- Ability of party to ensure better cooperation with the Russian Federation
- Difficult to answer/No answer

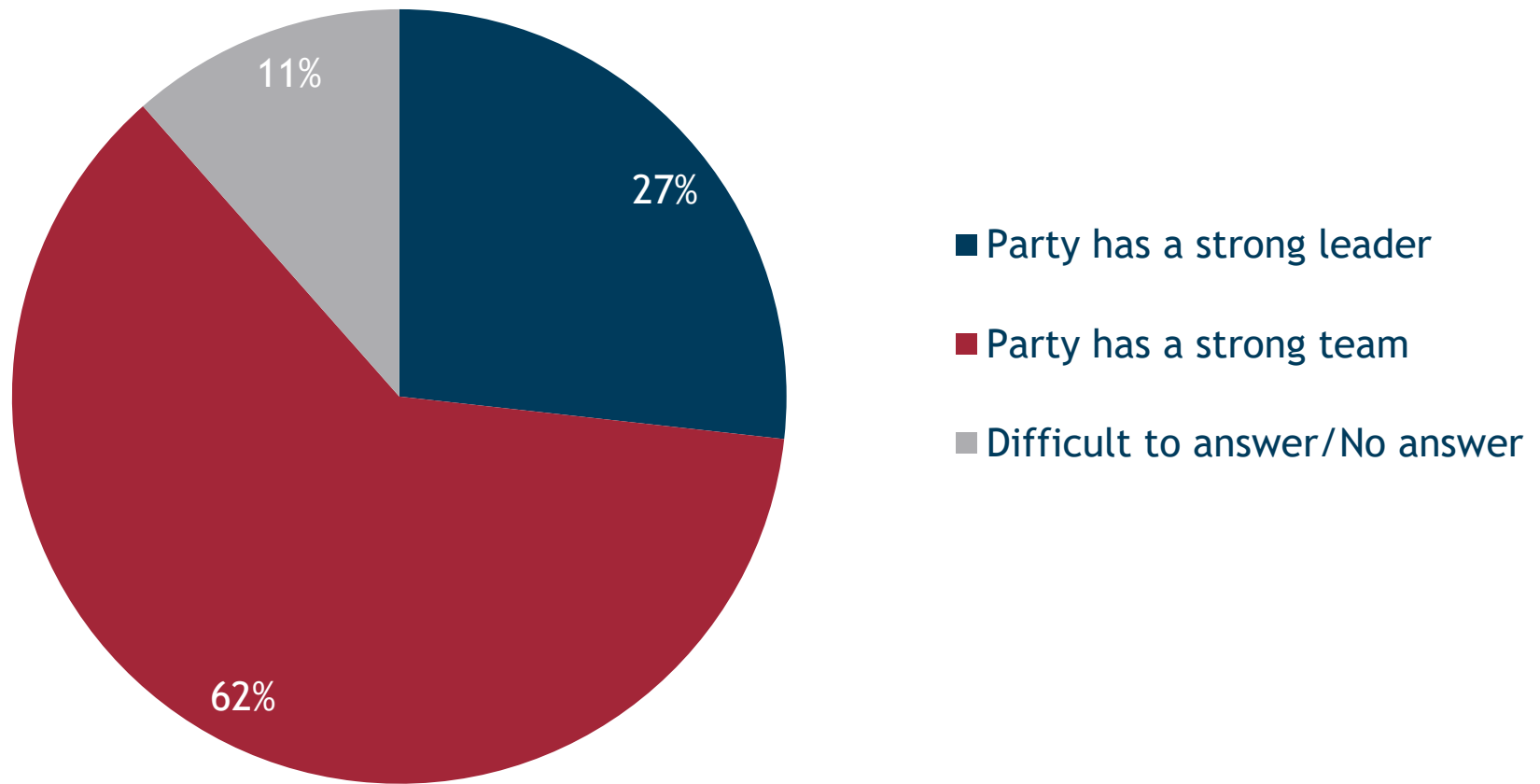
## Age, Region



## Political Party Preference



For each of the following sets of statements, which is more important to you when voting in the parliamentary elections?





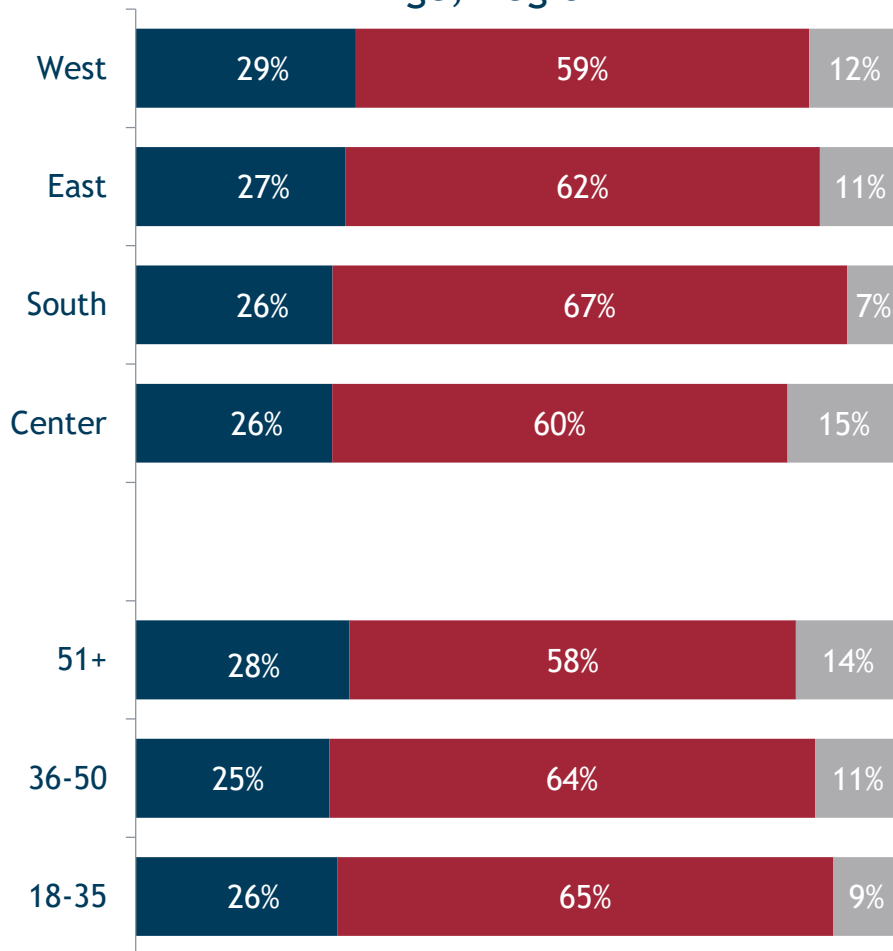
# For each of the following sets of statements, which is more important to you when voting in the parliamentary elections?

■ Party has a strong leader

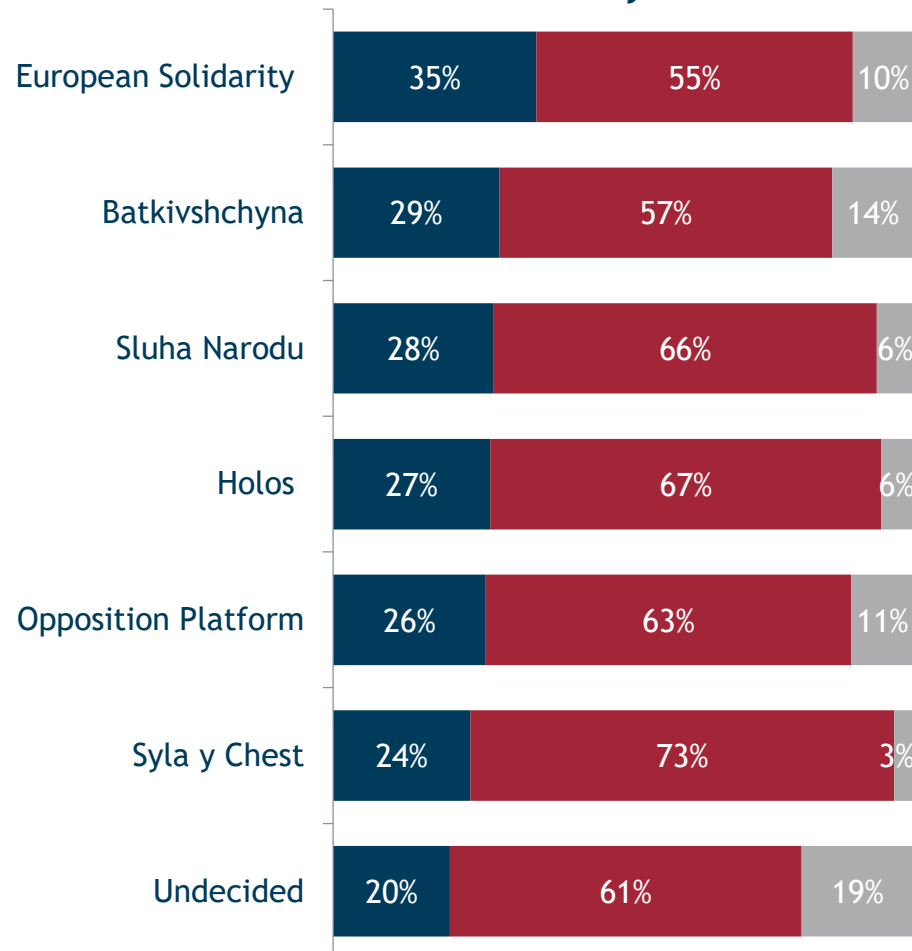
■ Party has a strong team

■ Difficult to answer/No answer

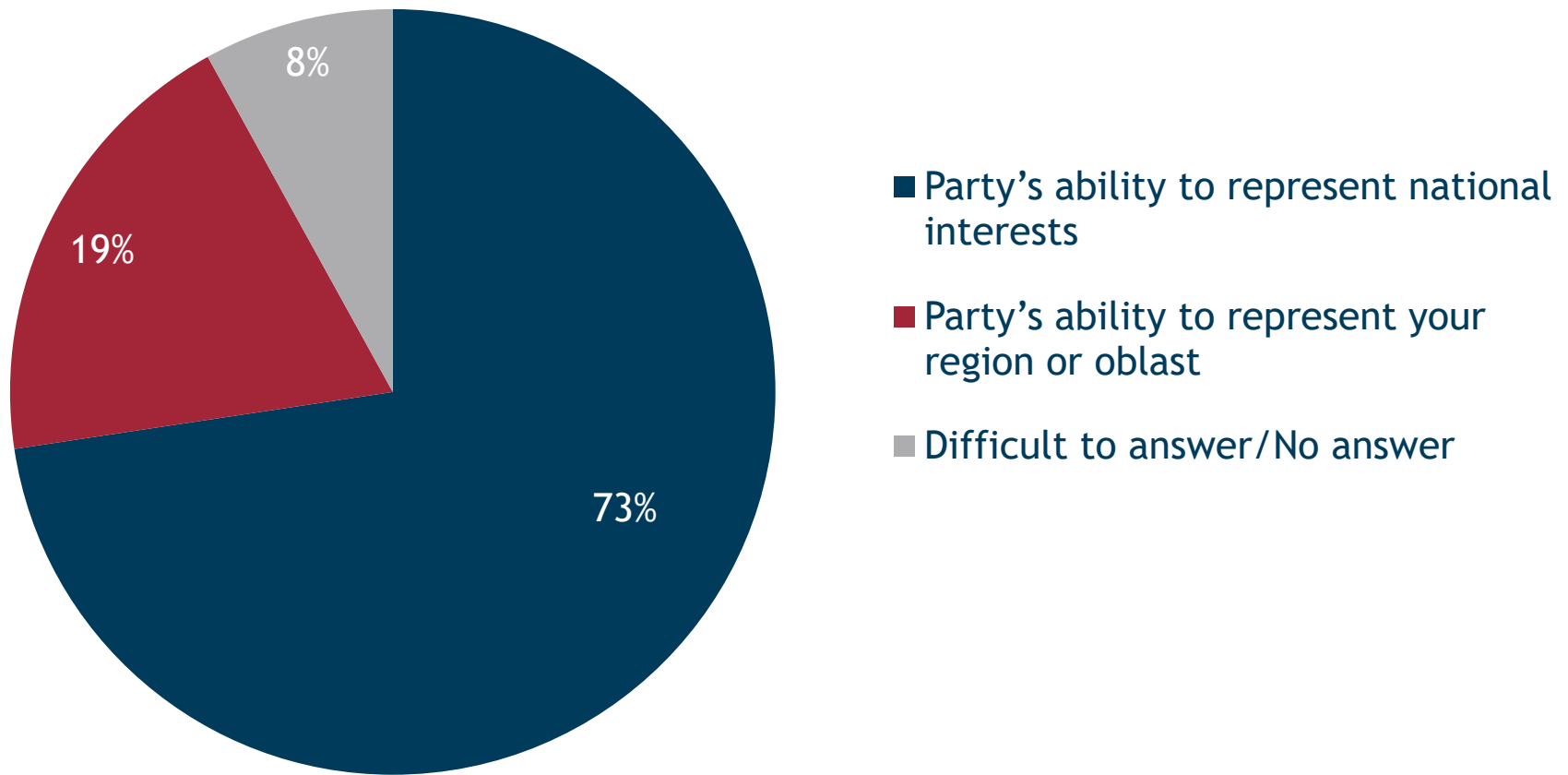
## Age, Region



## Political Party Preference



For each of the following sets of statements, which is more important to you when voting in the parliamentary elections?



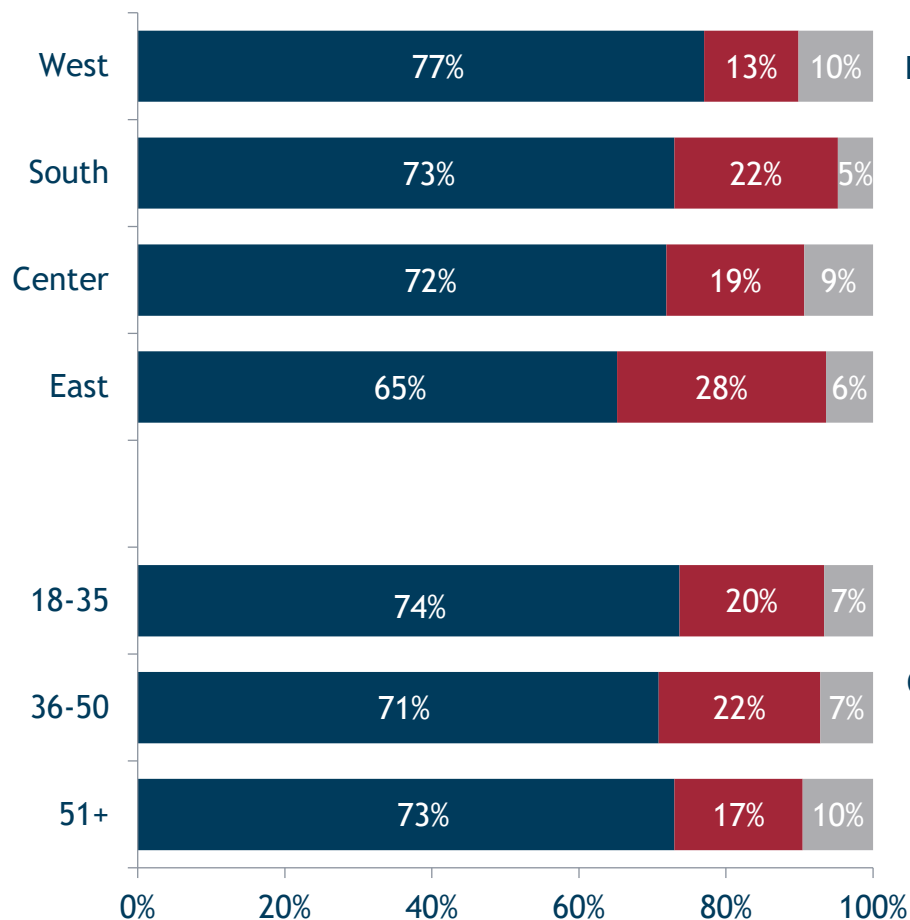
# For each of the following sets of statements, which is more important to you when voting in the parliamentary elections?

■ Party's ability to represent national interests

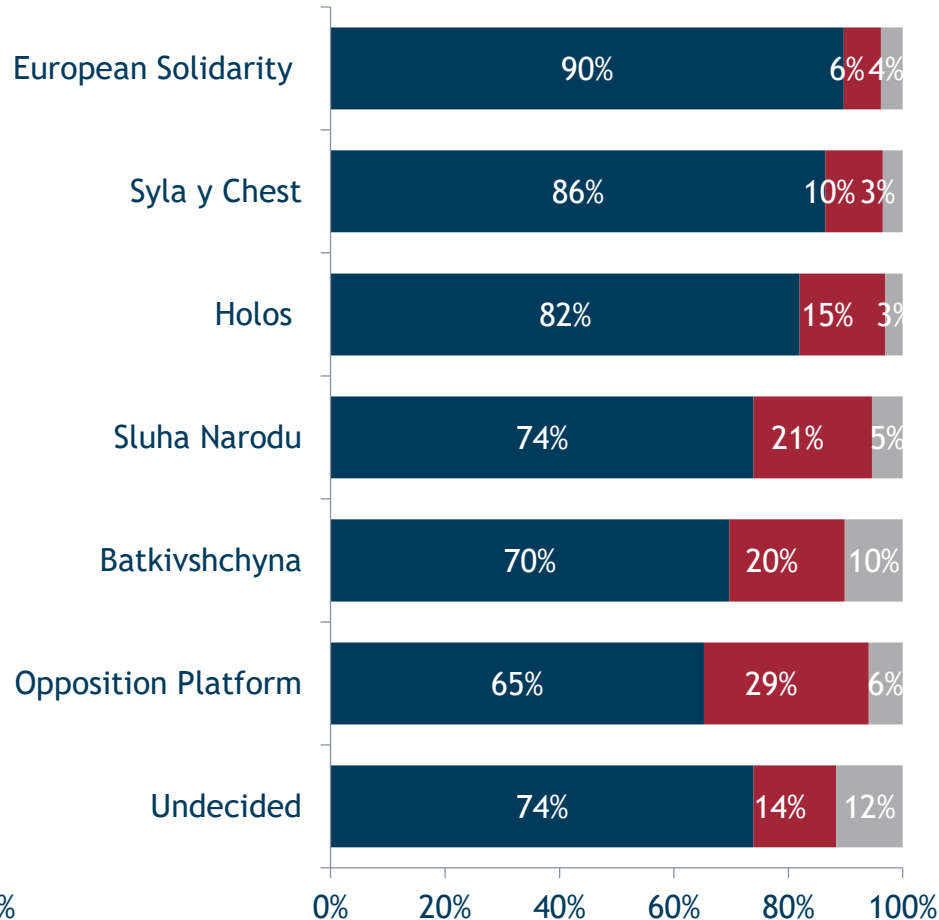
■ Party's ability to represent your region or oblast

■ Difficult to answer/No answer

## Age, Region



## Political Party Preference



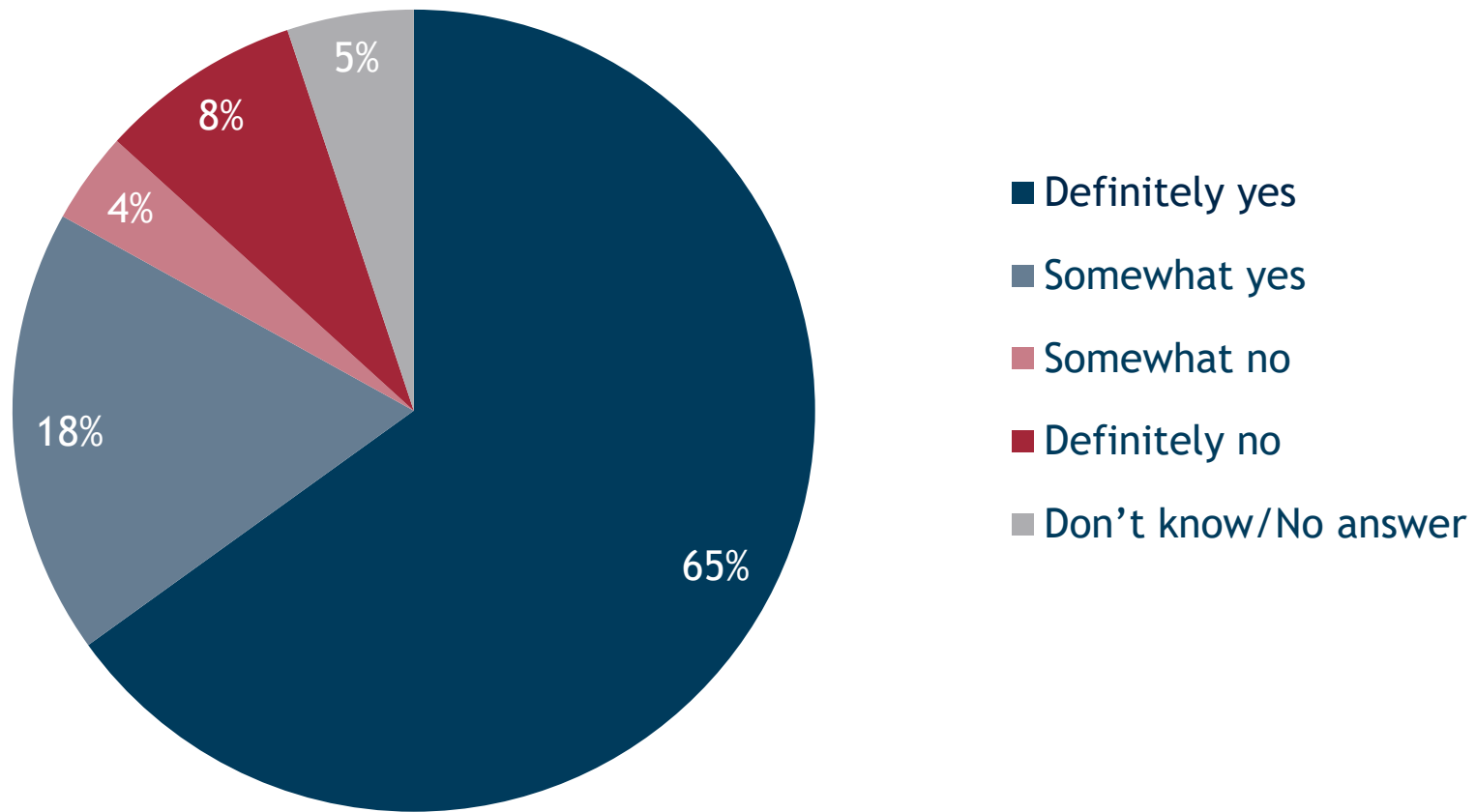


# Voter Preferences

---



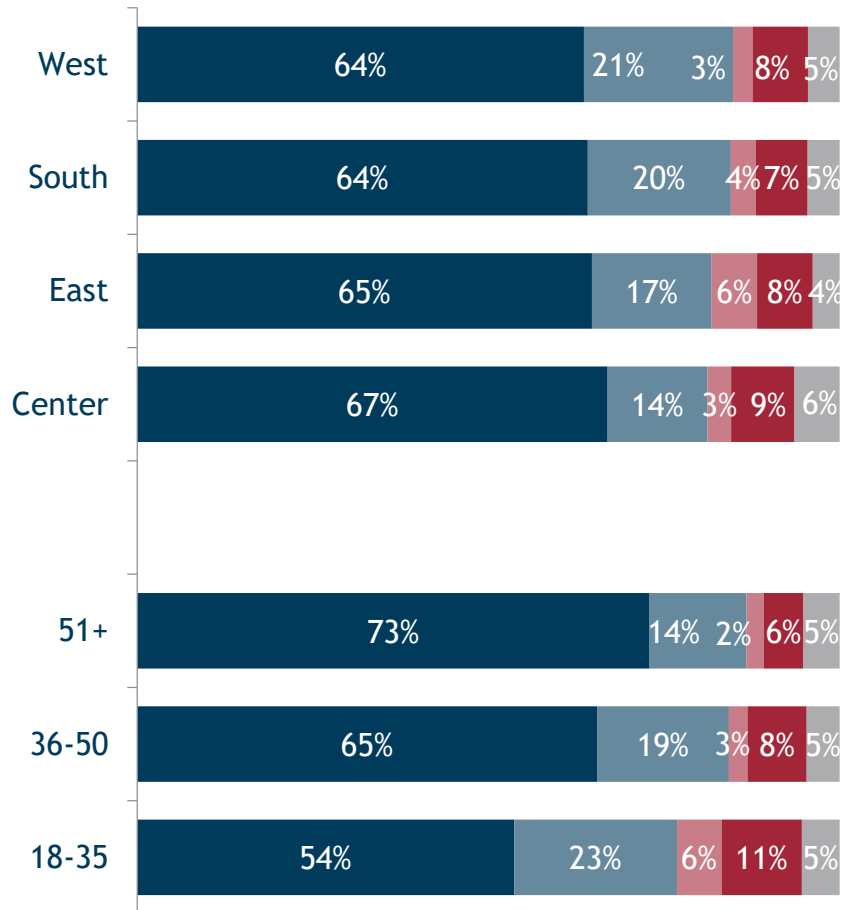
Do you intend to vote in the snap parliamentary elections if they are held on July 21, 2019?



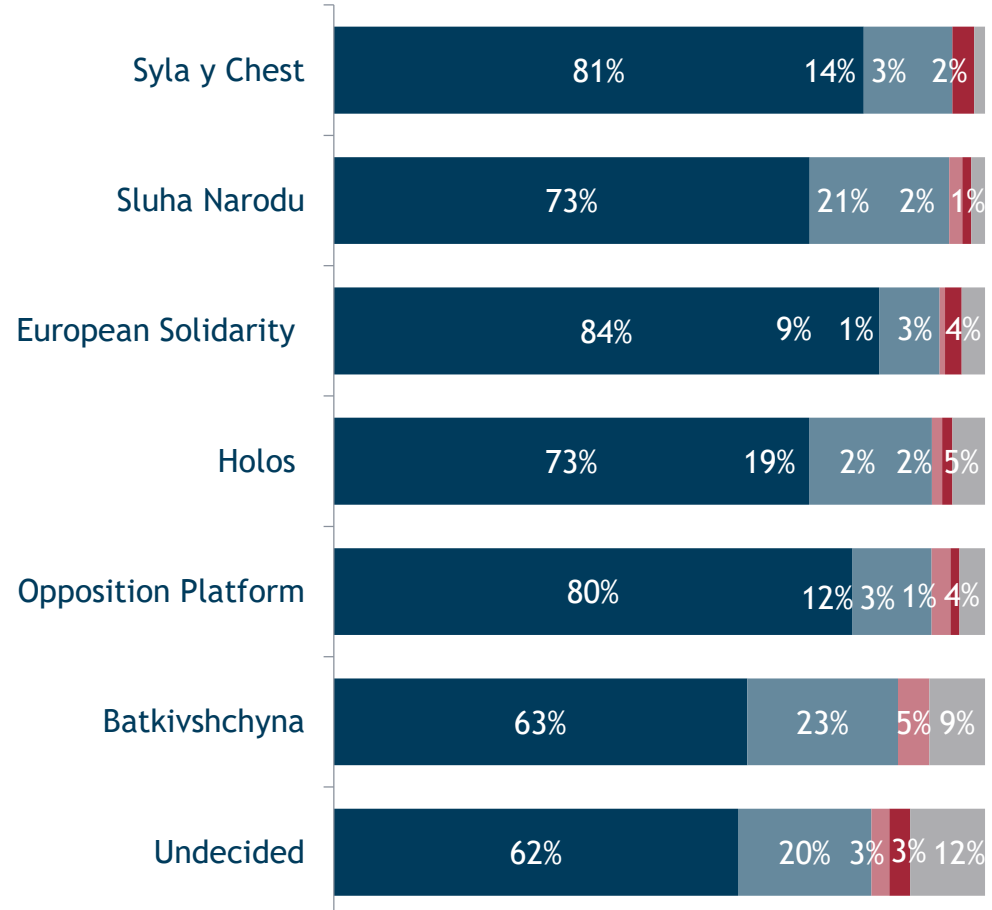
# Do you intend to vote in the snap parliamentary elections if they are held on July 21, 2019?

■ Definitely yes
■ Somewhat yes
■ Somewhat no
■ Definitely no
■ Don't know/No answer

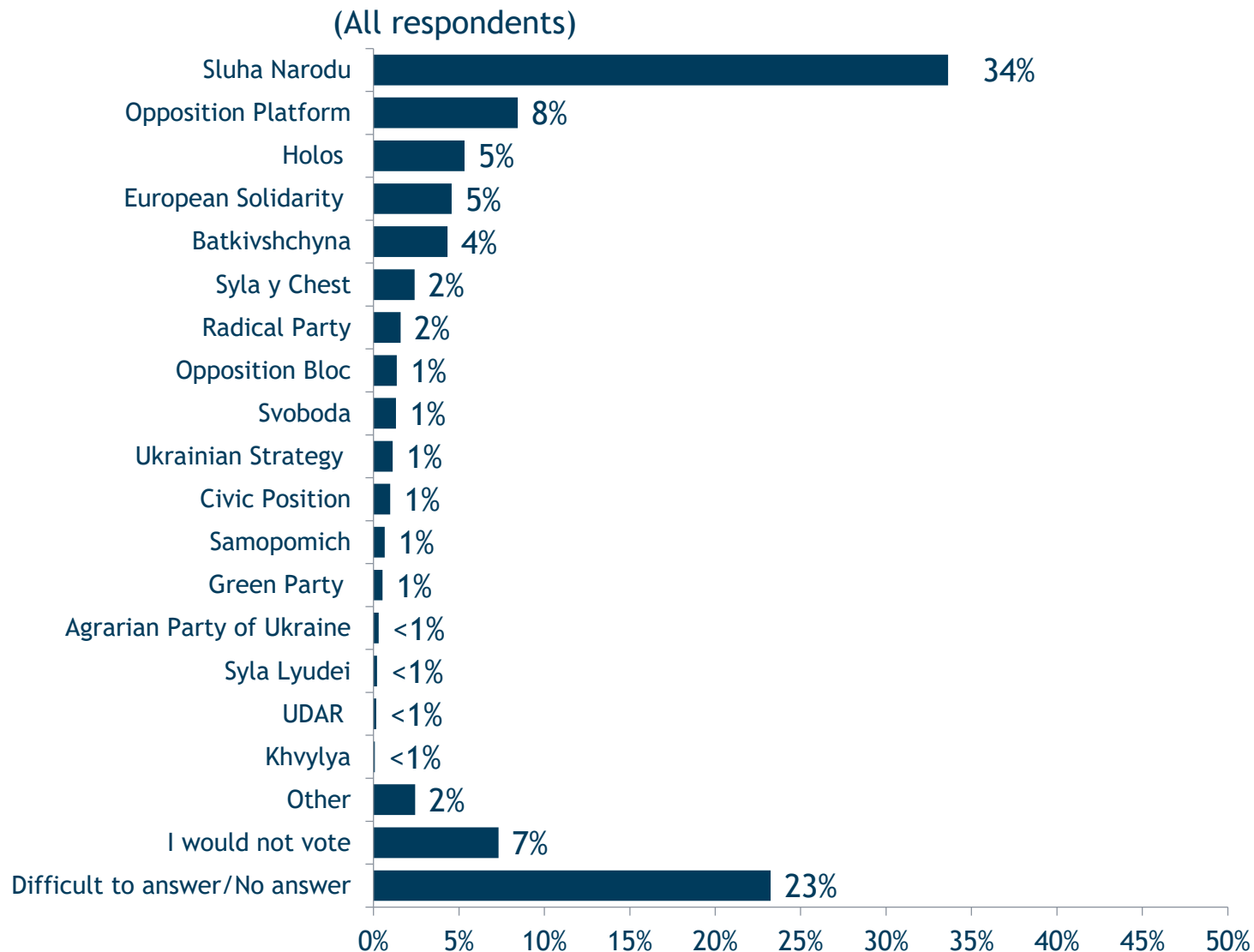
## Age, Region



## Political Party Preference

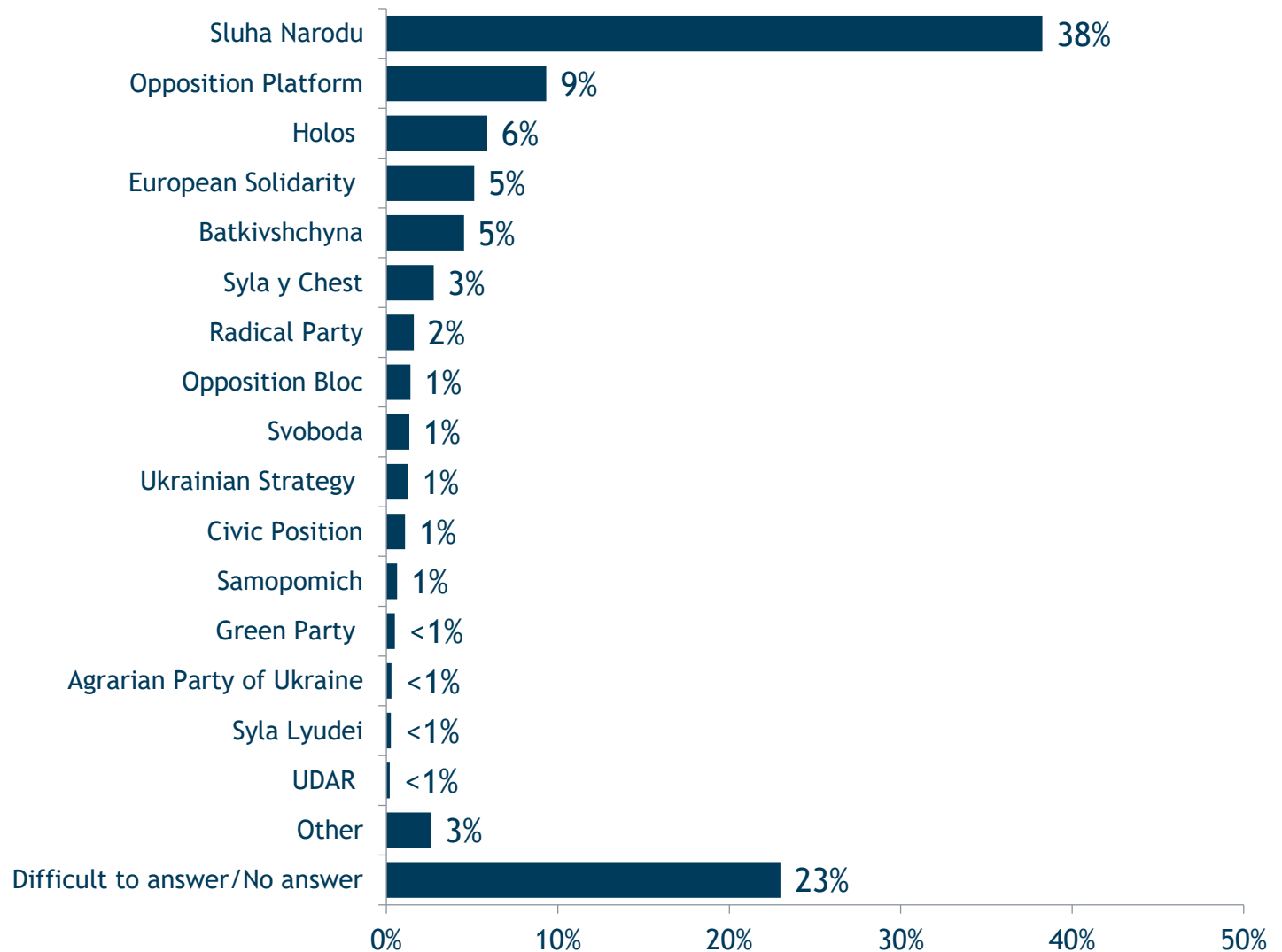


# If parliamentary elections were held next Sunday and the following political parties participated in the election, which political party would you vote for?



# If parliamentary elections were held next Sunday and the following political parties participated in the election, which political party would you vote for?

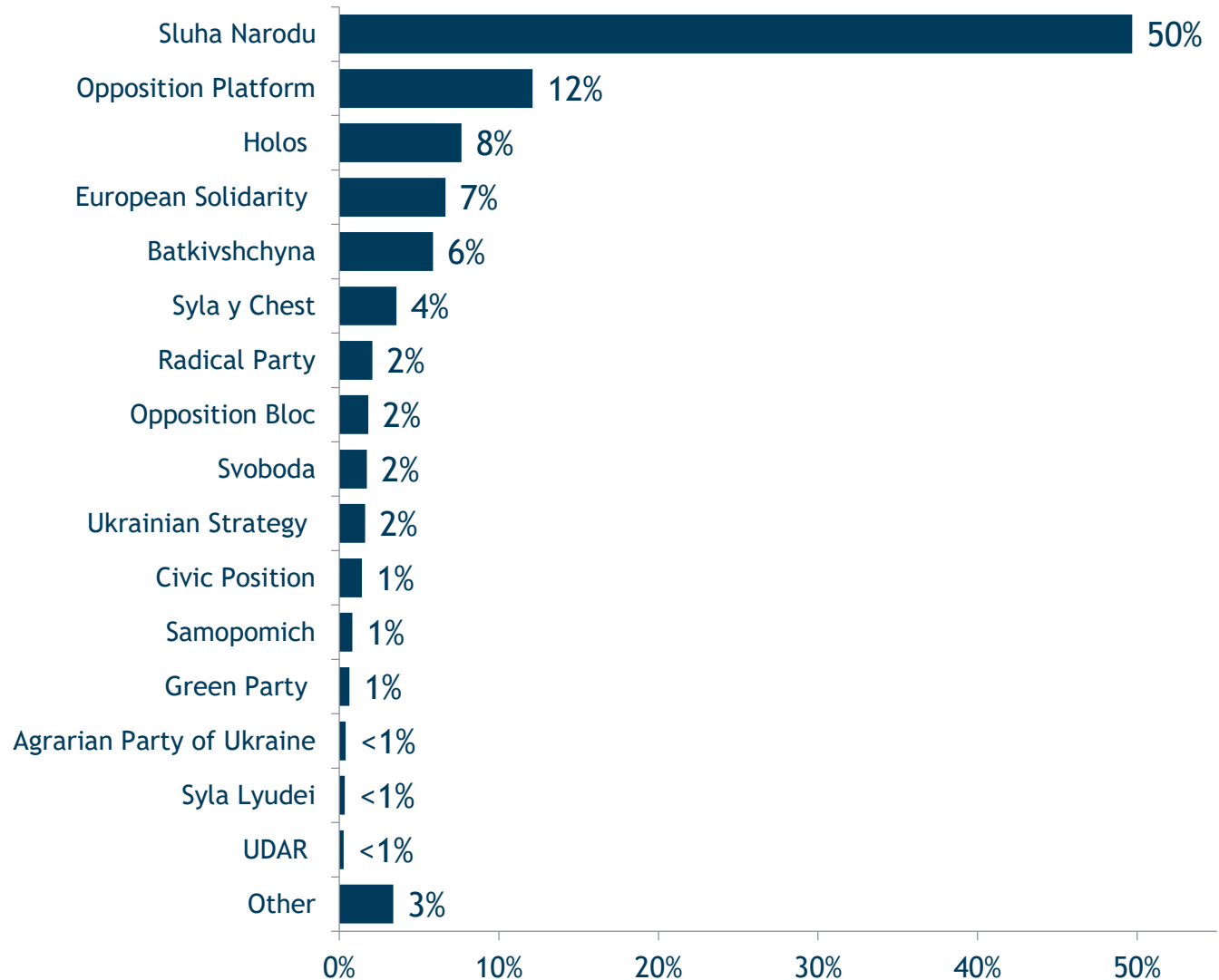
(Among likely voters; n=1,994)





# If parliamentary elections were held next Sunday and the following political parties participated in the election, which political party would you vote for?

(Among those who have decided and intend to vote, n=1,536)

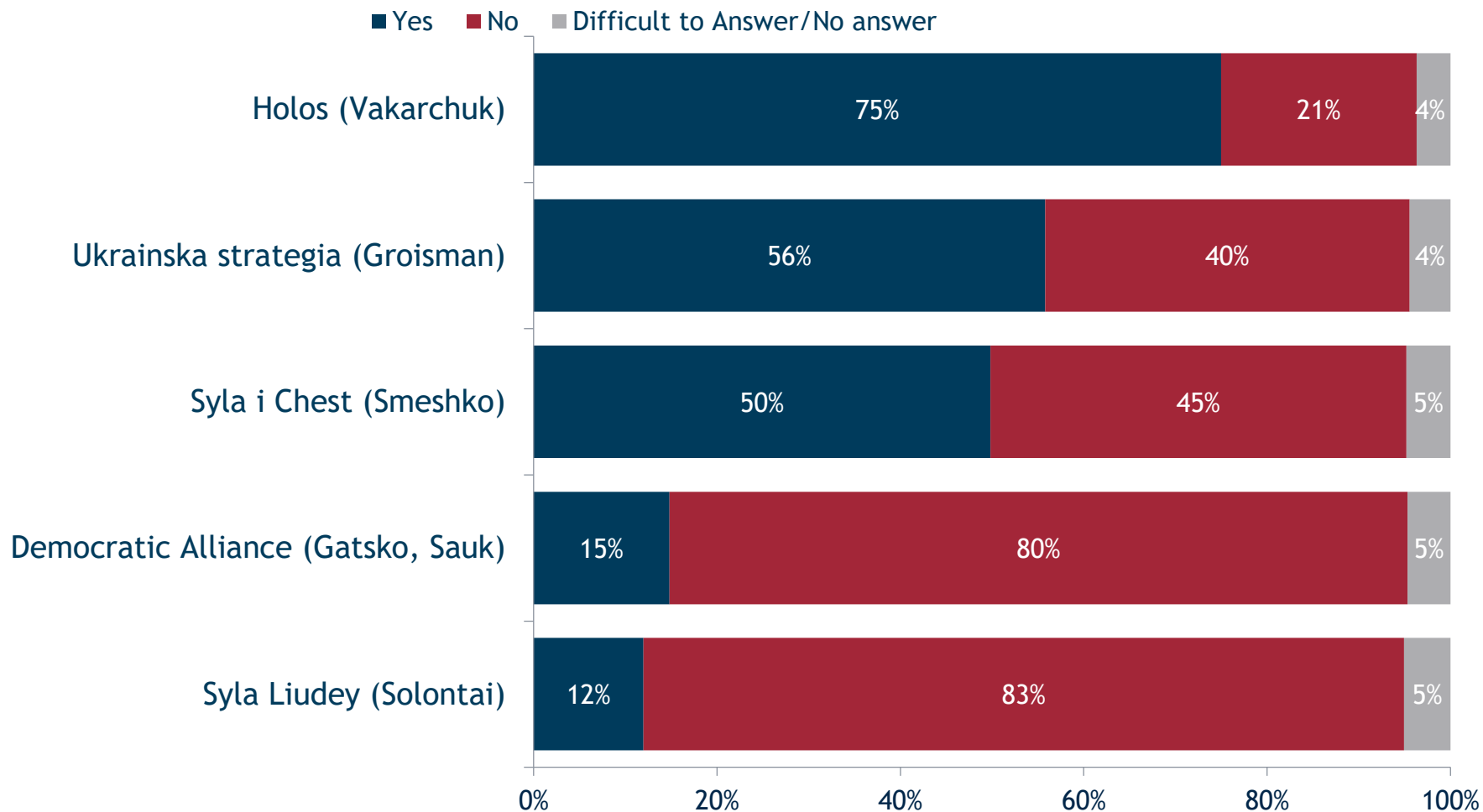


# If parliamentary elections were held next Sunday and the following political parties participated in the election, which political party would you vote for?

(All respondents)

	18-35	36-50	51+	West	Center	South	East
Sluha Narodu	36%	37%	30%	28%	36%	39%	31%
Opposition Platform	2%	6%	15%	1%	5%	12%	26%
Holos	6%	6%	4%	11%	5%	2%	2%
European Solidarity	3%	6%	5%	7%	4%	4%	4%
Batkivshchyna	2%	4%	6%	6%	6%	3%	1%
Syla y Chest	1%	1%	4%	3%	3%	2%	2%
Radical Party	1%	1%	2%	2%	2%	2%	0%
Opposition Bloc	1%	2%	1%	0%	0%	2%	5%
Svoboda	1%	1%	2%	3%	1%	1%	1%
Ukrainian Strategy	1%	1%	1%	2%	1%	1%	1%
Civic Position	1%	1%	2%	2%	1%	0%	1%
Samopomich	0%	1%	0%	2%	0%	0%	0%
Green Party	1%	0%	0%	0%	1%	1%	0%
Agrarian Party of Ukraine	0%	0%	0%	0%	0%	0%	1%
Syla Lyudei	0%	0%	0%	0%	0%	0%	1%
UDAR	0%	0%	0%	1%	0%	0%	0%
Khvylya	0%	0%	0%	0%	0%	0%	0%
Other	4%	3%	2%	1%	3%	3%	3%
I would not vote	11%	7%	4%	7%	8%	7%	6%
Difficult to answer/No answer	26%	23%	21%	24%	26%	23%	15%

# Have you heard of the following political parties?



# Have you heard of the following political parties?

(Percentage of “Yes” answers)

	18-35	36-50	51+	West	Center	South	East
Holos (Vakarchuk)	71%	79%	75%	80%	72%	76%	70%
Ukrainska strategia (Groisman)	50%	57%	59%	60%	54%	57%	49%
Syla i Chest (Smeshko)	36%	48%	61%	57%	52%	45%	39%
Democratic Alliance (Gatsko, Sauk)	13%	18%	14%	14%	18%	15%	7%
Syla Liudey (Solontai)	8%	12%	14%	13%	13%	12%	6%



# Parliamentary Coalition

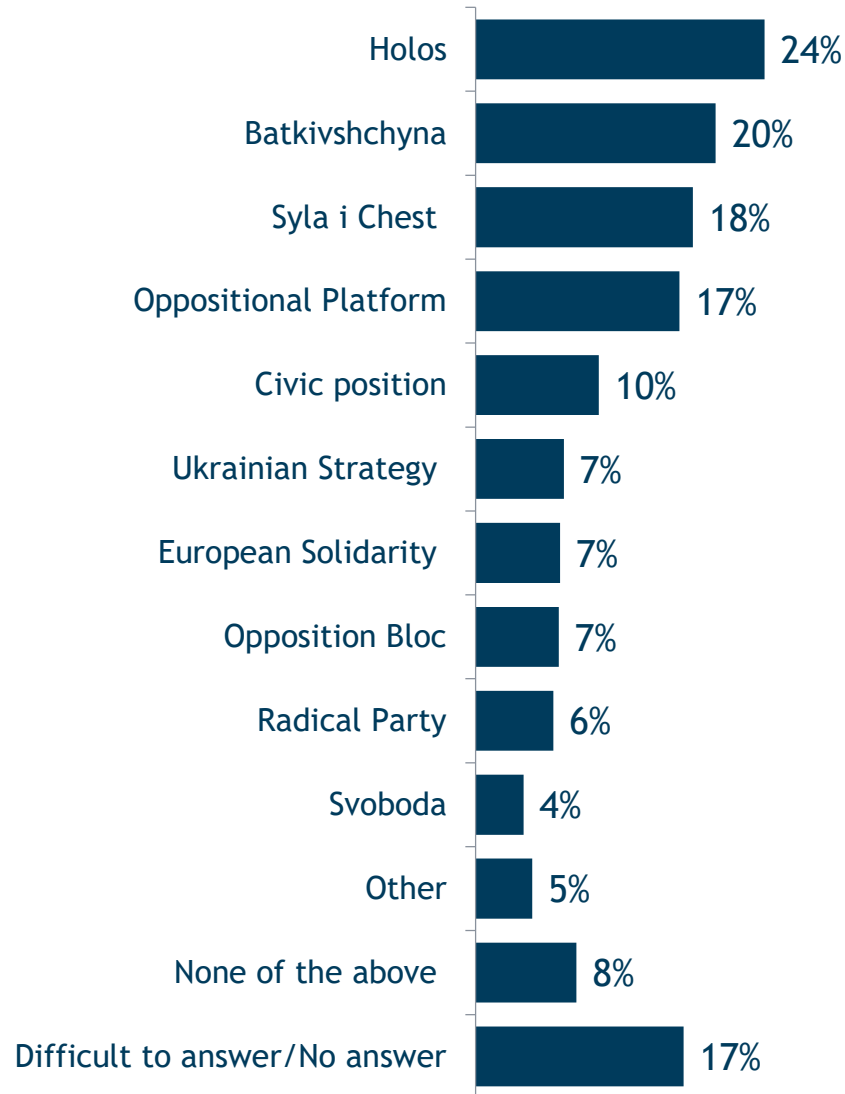
---



CENTER FOR  
INSIGHTS IN  
**SURVEY  
RESEARCH**

# Which political party, if any, would you support creating a coalition with the “Sluha Narodu” political party in the Parliament?

(Up to three responses)



# Which political party, if any, would you support creating a coalition with “Sluha Narodu” political party in the Parliament?

(Up to three responses)

	18-35	36-50	51+	West	Center	South	East
Holos	28%	27%	19%	32%	23%	20%	17%
Batkivshchyna	13%	19%	25%	16%	25%	18%	15%
Syla i Chest	13%	16%	23%	17%	23%	15%	13%
Oppositional Platform	10%	13%	24%	3%	13%	27%	36%
Civic position	10%	11%	10%	13%	11%	8%	7%
Ukrainian Strategy	10%	8%	5%	9%	6%	8%	7%
European Solidarity	6%	8%	7%	12%	6%	5%	5%
Opposition Bloc	6%	7%	7%	3%	4%	11%	16%
Radical Party	6%	5%	8%	6%	6%	6%	6%
Svoboda	4%	4%	4%	7%	4%	2%	3%
Other	6%	6%	3%	3%	5%	6%	6%
None of the above	9%	10%	6%	9%	7%	9%	8%
Difficult to answer/No answer	22%	17%	15%	20%	20%	12%	15%

# Which political party, if any, would you support creating a coalition with “Sluha Narodu” political party in the Parliament?

(Up to three responses)

Political Party Preference	Batkivshchyna	Holos	European Solidarity	Opposition Platform	Syla y Chest	Sluha Narodu	Do not vote	Undecided
Holos	17%	80%	31%	4%	25%	28%	14%	16%
Batkivshchyna	87%	11%	11%	15%	15%	27%	8%	11%
Syla i Chest	17%	21%	9%	10%	87%	23%	5%	12%
Oppositional Platform	9%	2%	6%	77%	7%	16%	12%	10%
Civic position	7%	17%	4%	4%	20%	13%	3%	7%
Ukrainian Strategy	2%	13%	13%	2%	10%	7%	1%	7%
European Solidarity	5%	15%	58%	1%	5%	2%	2%	5%
Opposition Bloc	3%	2%	3%	17%	2%	6%	5%	4%
Radical Party	13%	2%	7%	4%	4%	6%	7%	4%
Svoboda	5%	7%	11%	0%	0%	2%	3%	2%
Other	1%	1%	2%	4%	2%	5%	5%	4%
None of the above	1%	3%	9%	5%	2%	8%	20%	10%
Difficult to answer/No answer	5%	5%	9%	5%	5%	11%	35%	36%





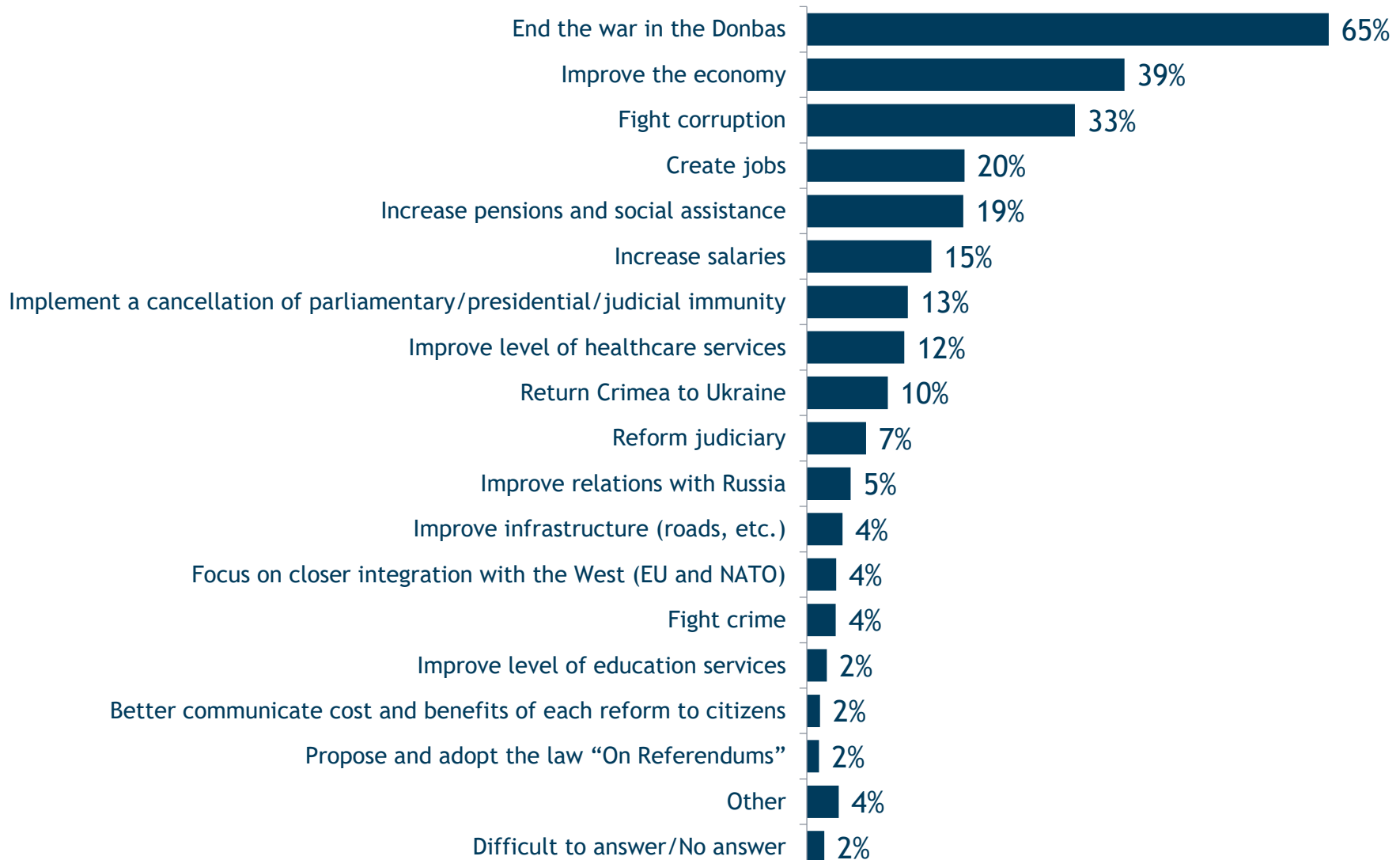
# Expectations of the President and Parliament

---



# Which of the following should the President do first to increase your trust in him?

(Up to three responses)



\*The proposed referendum law would create a mechanism for national referendums to be employed to gain public approval of a peace deal with Russian and/or NATO membership.

# Which of the following should the President do first to increase your trust in him?

(Up to three responses)

	18-35	36-50	51+	West	Center	South	East
End the war in the Donbas	64%	60%	69%	60%	62%	72%	69%
Improve the economy	39%	36%	42%	35%	37%	45%	43%
Fight corruption	35%	37%	30%	37%	33%	32%	29%
Create jobs	19%	22%	18%	17%	19%	23%	20%
Increase pensions and social assistance	11%	11%	31%	16%	17%	26%	20%
Increase salaries	20%	19%	10%	22%	12%	15%	13%
Implement a cancellation of parliamentary/presidential/judicial immunity	9%	16%	13%	12%	14%	12%	12%
Improve level of healthcare services	12%	12%	12%	9%	12%	13%	17%
Return Crimea to Ukraine	13%	9%	8%	11%	12%	10%	4%
Reform judiciary	7%	11%	5%	8%	7%	7%	9%
Improve relations with Russia	5%	6%	6%	0%	4%	8%	16%
Improve infrastructure (roads, etc.)	6%	5%	3%	4%	5%	4%	4%
Focus on closer integration with the West (EU and NATO)	5%	3%	3%	5%	3%	2%	4%
Fight crime	5%	5%	2%	2%	4%	4%	2%
Improve level of education services	4%	3%	2%	2%	3%	2%	2%
Better communicate cost and benefits of each reform to citizens	2%	2%	1%	2%	2%	1%	2%
Propose and adopt the law “On Referendums”	1%	2%	1%	2%	2%	1%	2%
Other	3%	4%	4%	4%	5%	1%	4%
Difficult to answer/No answer	3%	2%	2%	2%	2%	2%	2%

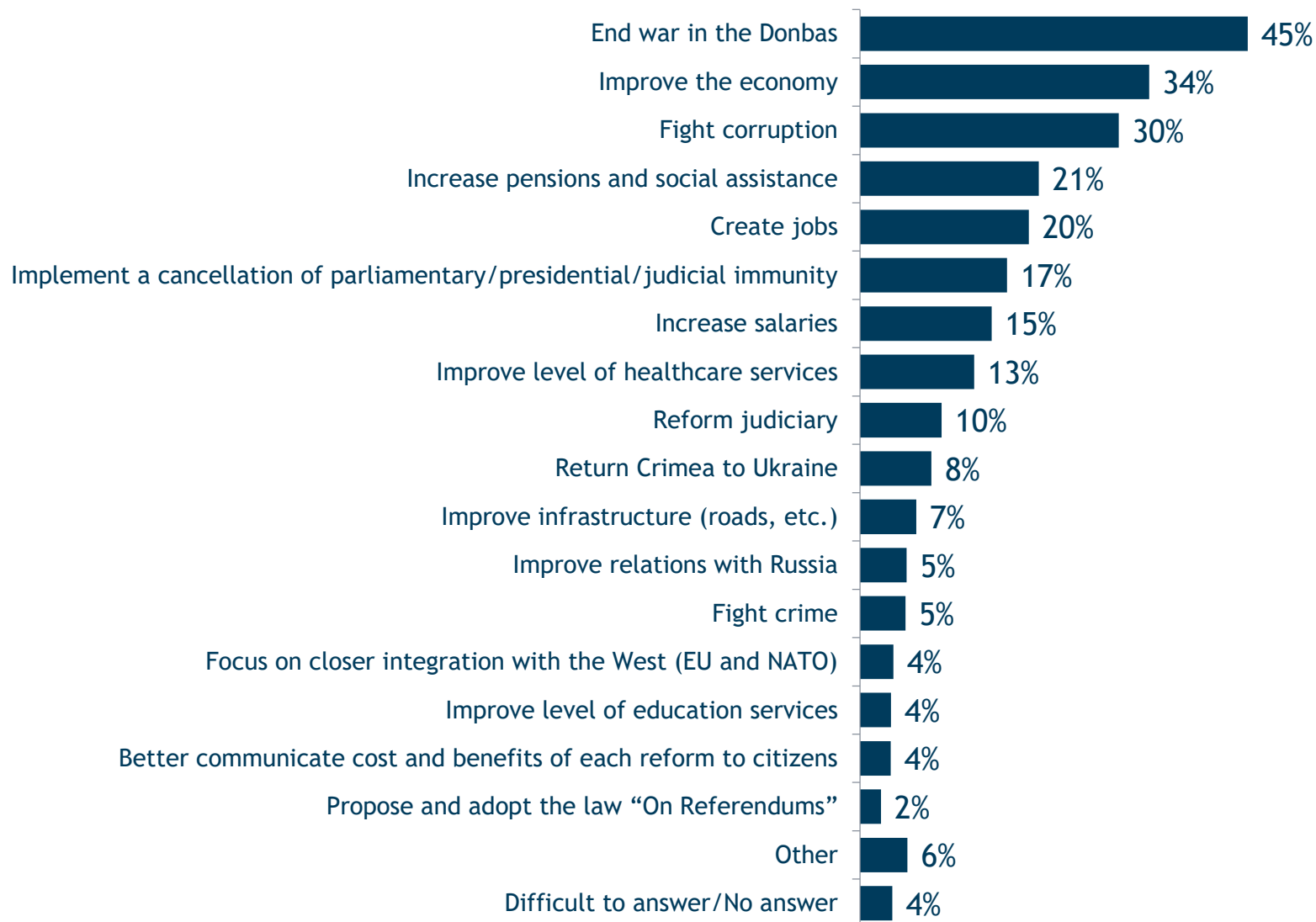
# Which of the following should the President do first to increase your trust in him?

(Up to three responses)

Political Party Preference	Batkivshchyna	Holos	European Solidarity	Opposition Platform	Syla y Chest	Sluha Narodu	Do not vote	Undecided
End the war in the Donbas	72%	53%	52%	81%	57%	69%	54%	63%
Improve the economy	40%	40%	31%	47%	37%	42%	34%	37%
Fight corruption	32%	37%	35%	24%	56%	38%	25%	29%
Create jobs	23%	19%	15%	16%	13%	22%	20%	20%
Increase pensions and social assistance	23%	8%	14%	29%	26%	20%	17%	15%
Increase salaries	16%	20%	10%	10%	10%	17%	19%	16%
Implement a cancellation of parliamentary/presidential/judicial immunity	15%	14%	13%	10%	19%	13%	8%	11%
Improve level of healthcare services	8%	12%	4%	16%	12%	13%	15%	10%
Return Crimea to Ukraine	12%	12%	21%	4%	12%	9%	10%	11%
Reform judiciary	6%	18%	15%	2%	9%	7%	6%	5%
Improve relations with Russia	3%	2%	0%	19%	2%	4%	6%	4%
Improve infrastructure (roads, etc.)	6%	6%	7%	3%	0%	4%	3%	5%
Focus on closer integration with the West (EU and NATO)	1%	9%	22%	0%	5%	1%	4%	3%
Fight crime	3%	7%	4%	2%	6%	4%	4%	4%
Improve level of education services	1%	2%	5%	1%	5%	2%	5%	2%
Better communicate cost and benefits of each reform to citizens	3%	3%	4%	1%	3%	2%	1%	1%
Propose and adopt the law “On Referendums”	1%	1%	1%	2%	2%	2%	1%	2%
Other	4%	1%	6%	4%	3%	3%	5%	6%
Difficult to answer/No answer	1%	2%	2%	0%	0%	1%	6%	5%

# Which of the following should the Parliament do first to increase your trust in them?

(Up to three responses)



# Which of the following should the Parliament do first to increase your trust in them?

(Up to three responses)

	18-35	36-50	51+	West	Center	South	East
End the war in the Donbas	42%	43%	49%	38%	46%	52%	45%
Improve the economy	34%	32%	35%	33%	33%	35%	35%
Fight corruption	31%	31%	29%	34%	28%	32%	27%
Increase pensions and social assistance	15%	15%	29%	21%	15%	26%	27%
Create jobs	23%	20%	17%	17%	18%	24%	23%
Implement a cancellation of parliamentary/presidential/judicial immunity	15%	19%	18%	17%	19%	15%	16%
Increase salaries	20%	17%	10%	19%	12%	15%	17%
Improve level of healthcare services	14%	14%	13%	10%	12%	16%	20%
Reform judiciary	12%	10%	8%	10%	9%	9%	10%
Return Crimea to Ukraine	11%	7%	7%	9%	11%	8%	3%
Improve infrastructure (roads, etc.)	7%	6%	6%	5%	7%	8%	7%
Improve relations with Russia	5%	6%	6%	1%	4%	9%	12%
Fight crime	7%	6%	4%	3%	5%	9%	4%
Focus on closer integration with the West (EU and NATO)	5%	4%	3%	5%	5%	3%	2%
Improve level of education services	6%	5%	1%	3%	3%	3%	8%
Better communicate cost and benefits of each reform to citizens	2%	5%	4%	4%	5%	2%	3%
Propose and adopt the law “On Referendums”	2%	4%	2%	1%	2%	4%	3%
Other	4%	6%	6%	4%	8%	3%	5%
Difficult to answer/No answer	3%	3%	4%	3%	4%	3%	4%

# Which of the following should the Parliament do first to increase your trust in them?

(Up to three responses)

Political Party Preference	Batkivshchyna	Holos	European Solidarity	Oppositional Platform	Syla i Chest	Sluha Narodu	Would not vote	Undecided
End the war in the Donbas	45%	38%	35%	55%	40%	48%	40%	46%
Improve the economy	34%	42%	27%	37%	42%	37%	27%	30%
Fight corruption	34%	35%	34%	20%	56%	33%	23%	25%
Increase pensions and social assistance	25%	14%	14%	32%	19%	20%	17%	21%
Create jobs	18%	21%	18%	21%	14%	22%	16%	19%
Implement a cancellation of parliamentary/presidential/judicial immunity	18%	20%	16%	18%	24%	18%	14%	14%
Increase salaries	17%	19%	11%	14%	7%	16%	12%	15%
Improve level of healthcare services	13%	7%	13%	19%	19%	13%	17%	12%
Reform judiciary	6%	16%	18%	3%	12%	9%	8%	9%
Return Crimea to Ukraine	8%	8%	16%	6%	5%	8%	9%	8%
Improve infrastructure (roads, etc.)	5%	9%	9%	5%	0%	7%	6%	6%
Improve relations with Russia	5%	3%	1%	17%	7%	5%	4%	3%
Fight crime	8%	3%	6%	1%	5%	5%	10%	4%
Focus on closer integration with the West (EU and NATO)	5%	11%	14%	0%	2%	3%	3%	4%
Improve level of education services	4%	6%	5%	2%	5%	4%	2%	3%
Better communicate cost and benefits of each reform to citizens	4%	2%	10%	2%	7%	4%	2%	3%
Propose and adopt the law “On Referendums”	2%	3%	0%	5%	2%	3%	1%	1%
Other	5%	2%	10%	5%	8%	4%	8%	8%
Difficult to answer/No answer	4%	3%	2%	3%	3%	1%	8%	7%

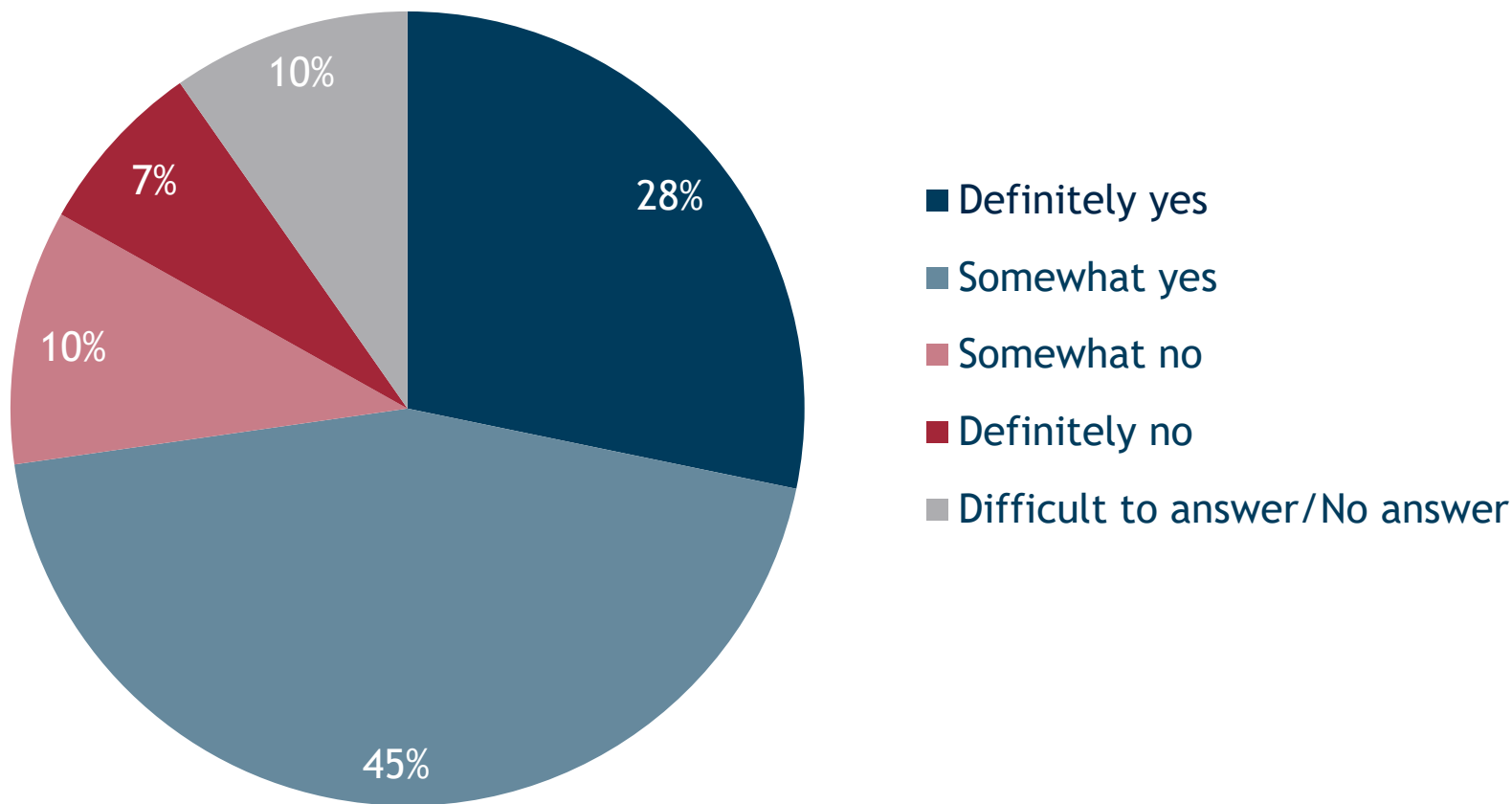
# Assessment of Authorities' Performance

---

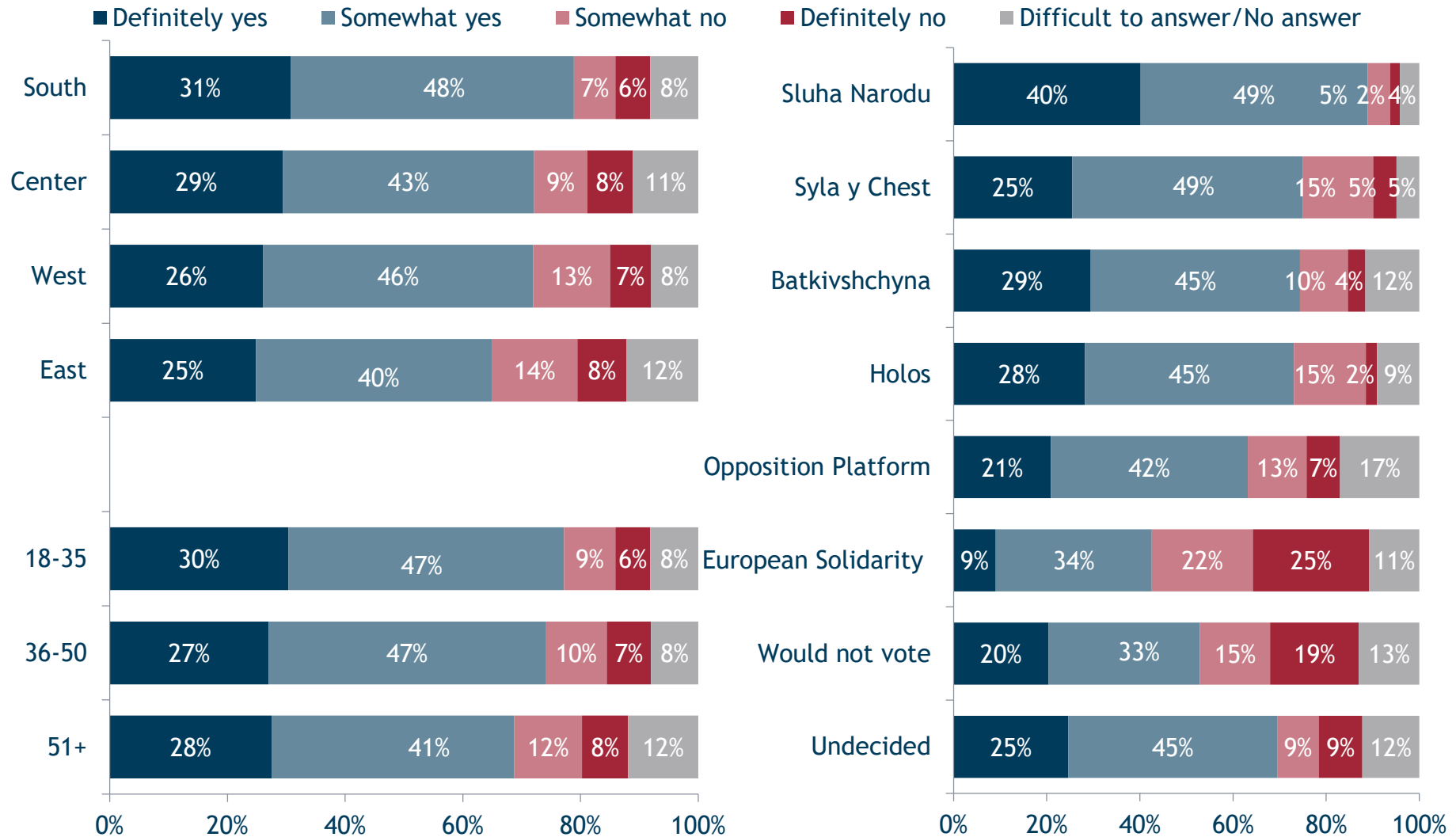




Do you believe that the newly elected Parliament will be more effective than the previous one?

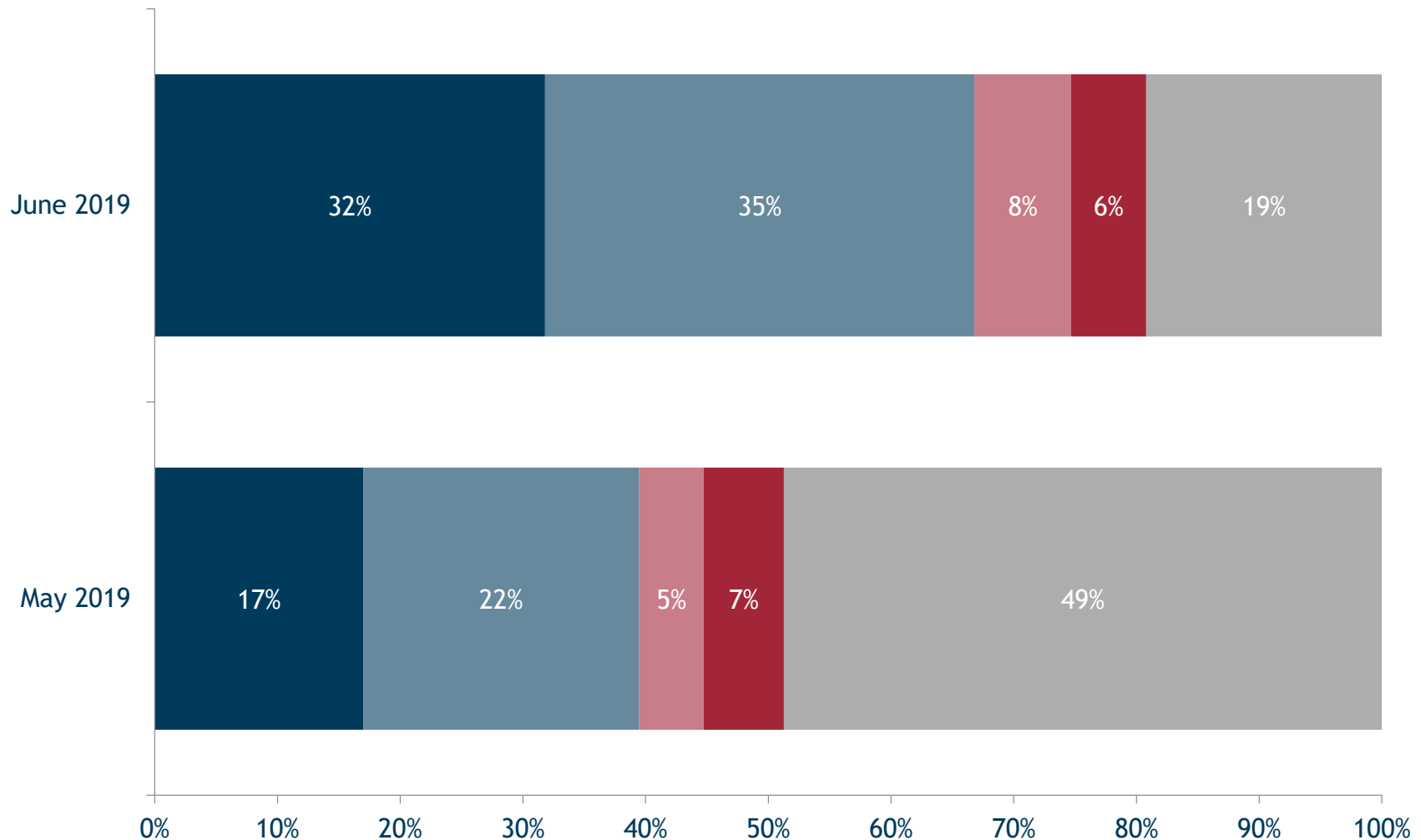


# Do you believe that the newly elected Parliament will be more effective than the previous one?



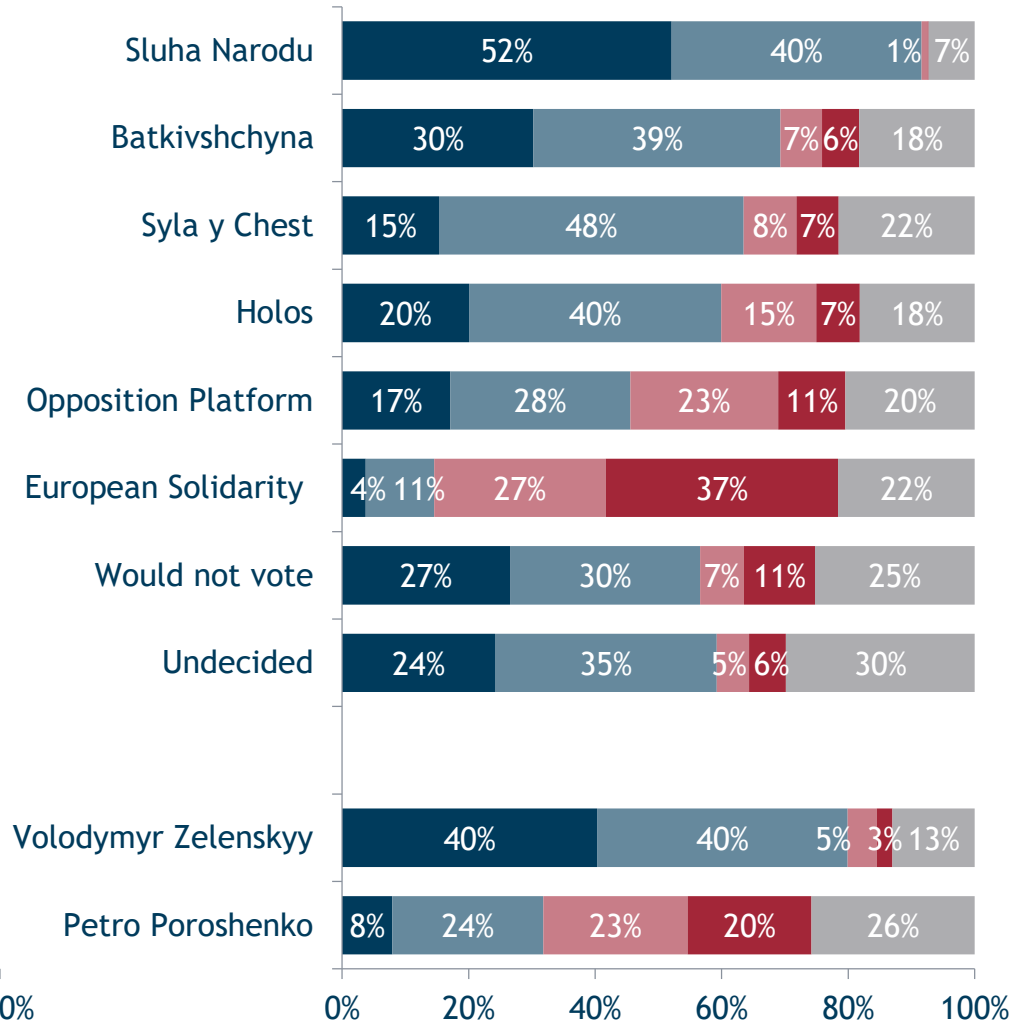
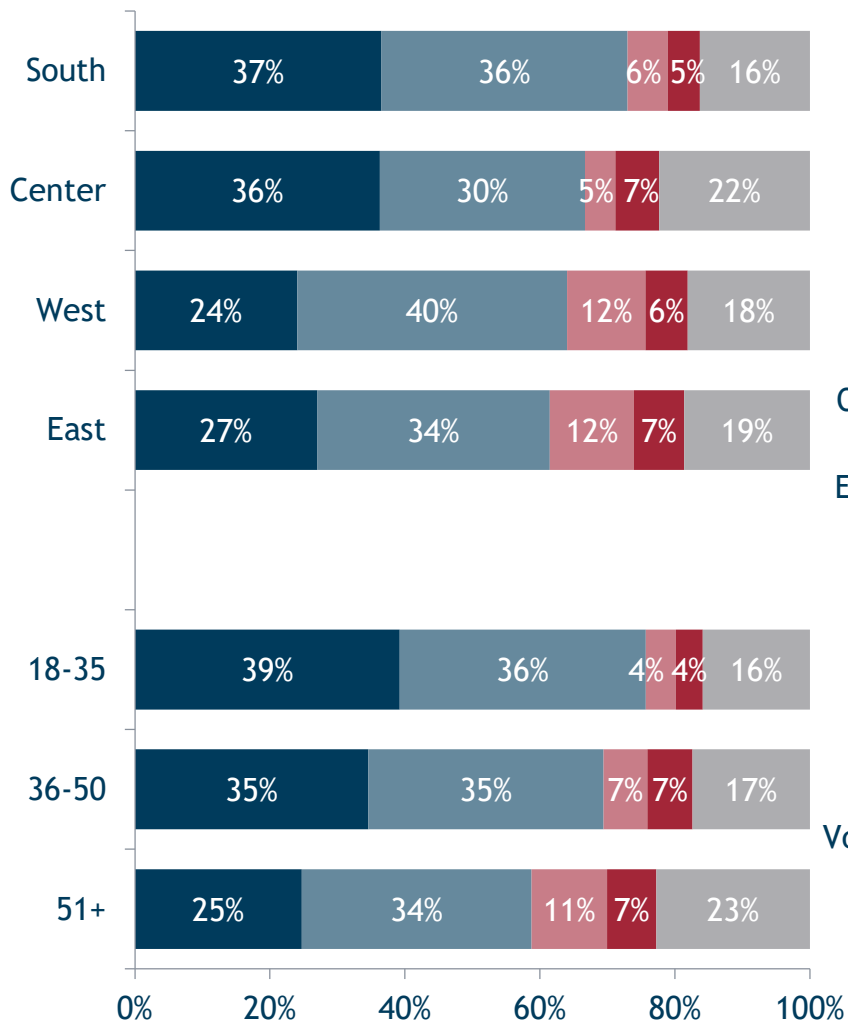
# Do you approve or disapprove the activities of the newly elected President of Ukraine Volodymyr Zelenskyy?

■ Strongly approve ■ Somewhat approve ■ Somewhat disapprove ■ Strongly disapprove ■ Difficult to answer/No answer



# Do you approve or disapprove the activities of the newly elected President of Ukraine Volodymyr Zelenskyy?

■ Strongly approve ■ Somewhat approve ■ Somewhat disapprove ■ Strongly disapprove ■ Difficult to answer/No answer





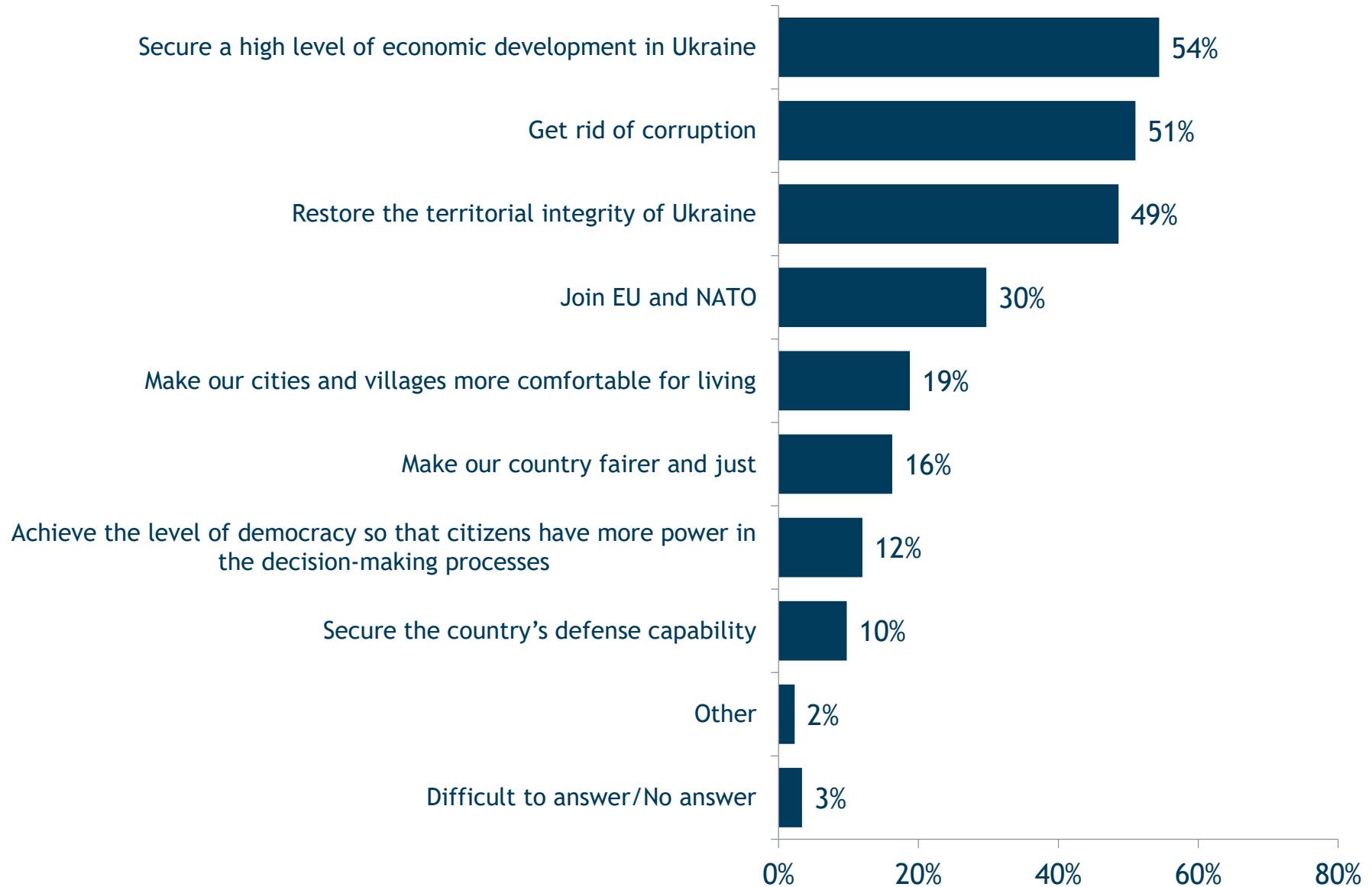
# Development Goals

---



# In your opinion, which of the following should the main development aims be for Ukraine over the next 10 years?

(Up to three responses)



# In your opinion, which of the following should the main development aims be for Ukraine over the next 10 years?

(Up to three responses)

	18-35	36-50	51+	West	Center	South	East
To secure a high level of economic development in Ukraine	50%	54%	58%	35%	57%	63%	70%
To get rid of corruption	50%	54%	50%	51%	47%	55%	54%
To restore the territorial integrity of Ukraine	49%	46%	50%	45%	50%	52%	46%
To join EU and NATO	32%	28%	29%	51%	25%	21%	15%
To make our cities and villages more comfortable for living	20%	19%	18%	12%	17%	22%	29%
To make our country fairer and just	16%	15%	17%	11%	15%	19%	25%
To achieve the level of democracy so that citizens have more power in the decision-making processes	13%	14%	10%	9%	10%	16%	15%
To secure the country's defense capability	9%	9%	11%	10%	11%	9%	9%
Other	2%	2%	2%	2%	3%	2%	3%
Difficult to answer/No answer	3%	4%	3%	3%	5%	3%	1%

# In your opinion, which of the following should be the main development aims be for Ukraine over the next 10 years?

(Up to three responses)

Political Party Preference	Batkivshchyna	Holos	European Solidarity	Opposition Platform	Syla y Chest	Sluha Narodu	Would not vote	Undecided
Secure a high level of economic development in Ukraine	54%	40%	40%	75%	63%	58%	44%	49%
Get rid of corruption	45%	42%	30%	59%	68%	56%	44%	49%
Restore the territorial integrity of Ukraine	47%	50%	69%	42%	51%	52%	44%	43%
Join EU and NATO	38%	56%	75%	3%	31%	25%	23%	30%
Make our cities and villages more comfortable for living	18%	13%	6%	26%	17%	22%	18%	17%
Make our country fairer and just	16%	8%	4%	22%	14%	18%	17%	16%
Achieve the level of democracy so that citizens have more power in the decision-making processes	11%	9%	8%	16%	13%	12%	11%	9%
Secure the country's defense capability	15%	15%	10%	9%	13%	11%	7%	7%
Other	1%	1%	2%	3%	3%	2%	4%	2%
Difficult to answer/No answer	4%	2%	3%	1%	-	1%	6%	8%



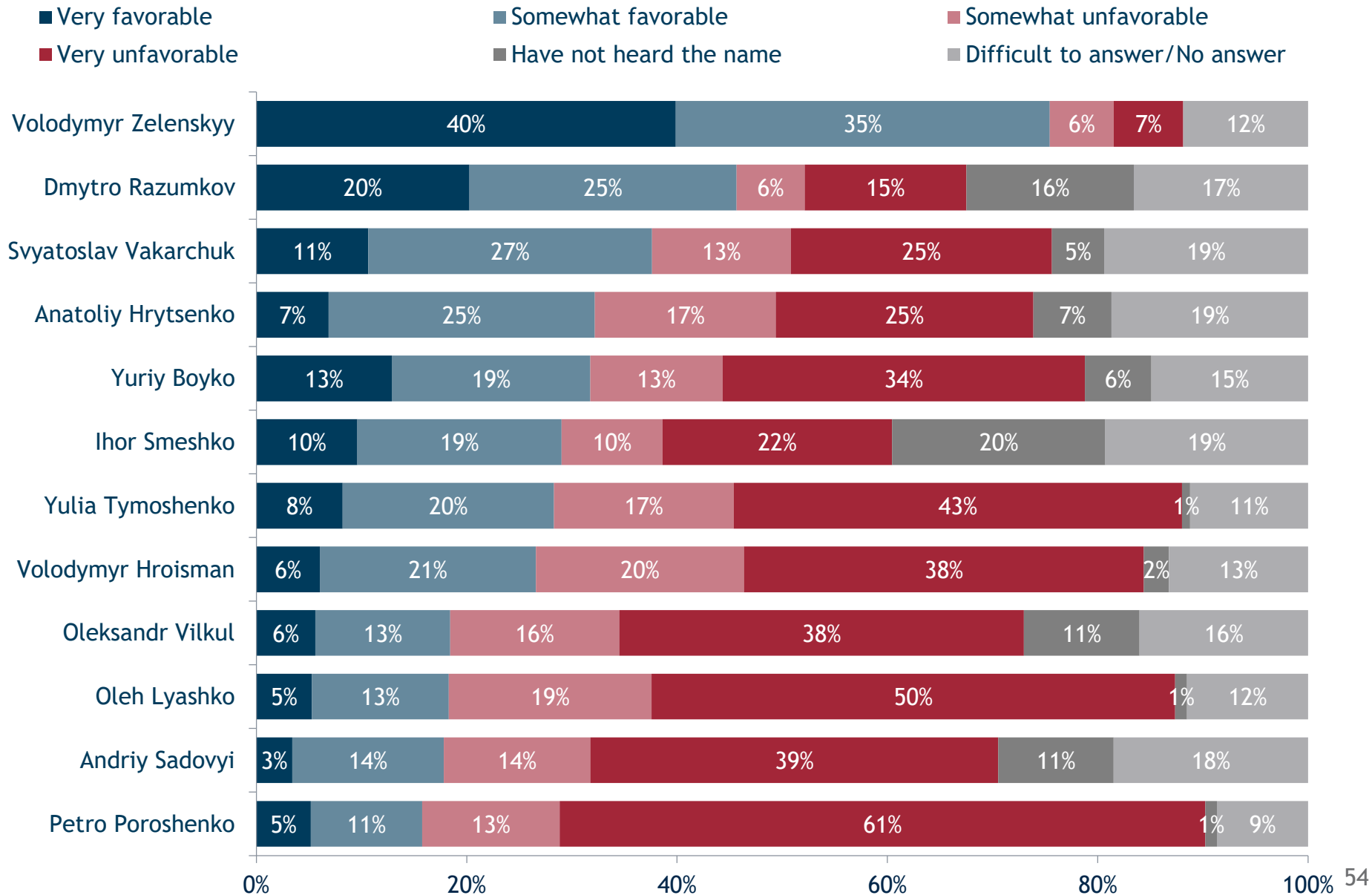


# Attitude towards Politicians

---



# What is your opinion of each of the following Ukrainian politicians or members of the Ukrainian government?



# What is your opinion of each of the following Ukrainian politicians or members of the Ukrainian government?

(Sum of responses “very favorable” and “somewhat favorable”)

	18-35	36-50	51+	West	Center	South	East
Volodymyr Zelenskyy	80%	74%	73%	68%	75%	83%	75%
Dmytro Razumkov	45%	42%	48%	39%	44%	55%	47%
Svyatoslav Vakarchuk	42%	37%	35%	55%	32%	32%	28%
Anatoliy Hrytsenko	26%	27%	40%	42%	32%	27%	24%
Yuriy Boyko	23%	27%	41%	14%	23%	49%	58%
Ihor Smeshko	20%	23%	39%	31%	34%	24%	20%
Yulia Tymoshenko	17%	25%	38%	26%	33%	27%	22%
Volodymyr Hroisman	24%	29%	27%	34%	25%	26%	18%
Oleksandr Vilkul	15%	15%	23%	6%	11%	33%	34%
Oleh Lyashko	17%	14%	22%	19%	18%	18%	17%
Andriy Sadovyi	19%	20%	16%	28%	16%	13%	10%
Petro Poroshenko	16%	16%	16%	29%	13%	9%	10%

# What is your opinion of each of the following Ukrainian politicians or members of the Ukrainian government?

(Sum of responses “very favorable” and “somewhat favorable”)

	Batkivshchyna	Holos	European Solidarity	Opposition Platform	Syla y Chest	Sluha Narodu	Would not vote	Undecided
Volodymyr Zelenskyy	81%	65%	24%	69%	71%	96%	59%	68%
Dmytro Razumkov	49%	37%	10%	41%	59%	71%	27%	29%
Svyatoslav Vakarchuk	34%	87%	59%	10%	56%	40%	26%	33%
Anatoliy Hrytsenko	45%	50%	35%	16%	67%	35%	15%	25%
Yuriy Boyko	37%	6%	5%	96%	15%	33%	23%	26%
Ihor Smeshko	42%	39%	25%	21%	91%	34%	11%	23%
Yulia Tymoshenko	96%	20%	14%	26%	25%	34%	18%	18%
Volodymyr Hroisman	27%	40%	76%	8%	34%	22%	14%	25%
Oleksandr Vilkul	22%	3%	1%	51%	12%	18%	10%	16%
Oleh Lyashko	38%	17%	22%	10%	14%	18%	10%	17%
Andriy Sadovyi	20%	35%	29%	3%	28%	19%	9%	14%
Petro Poroshenko	19%	33%	98%	-	19%	5%	8%	15%



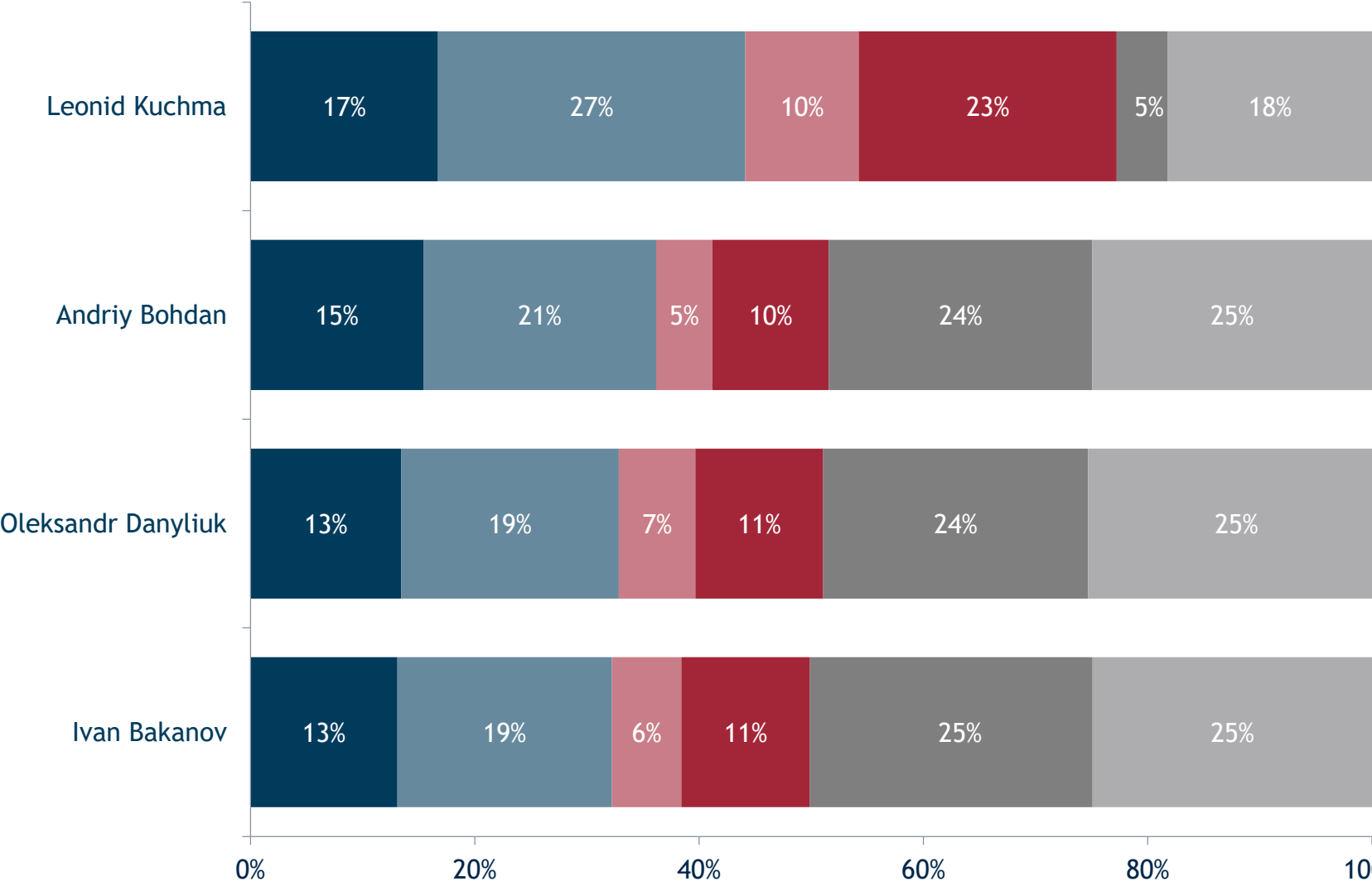
# New Official Appointments

---



# Do you support the new official appointments of the President of Ukraine?

- Strongly support
- Somewhat support
- Somewhat not support
- Strongly not support
- Have not heard the name
- Difficult to answer/No answer



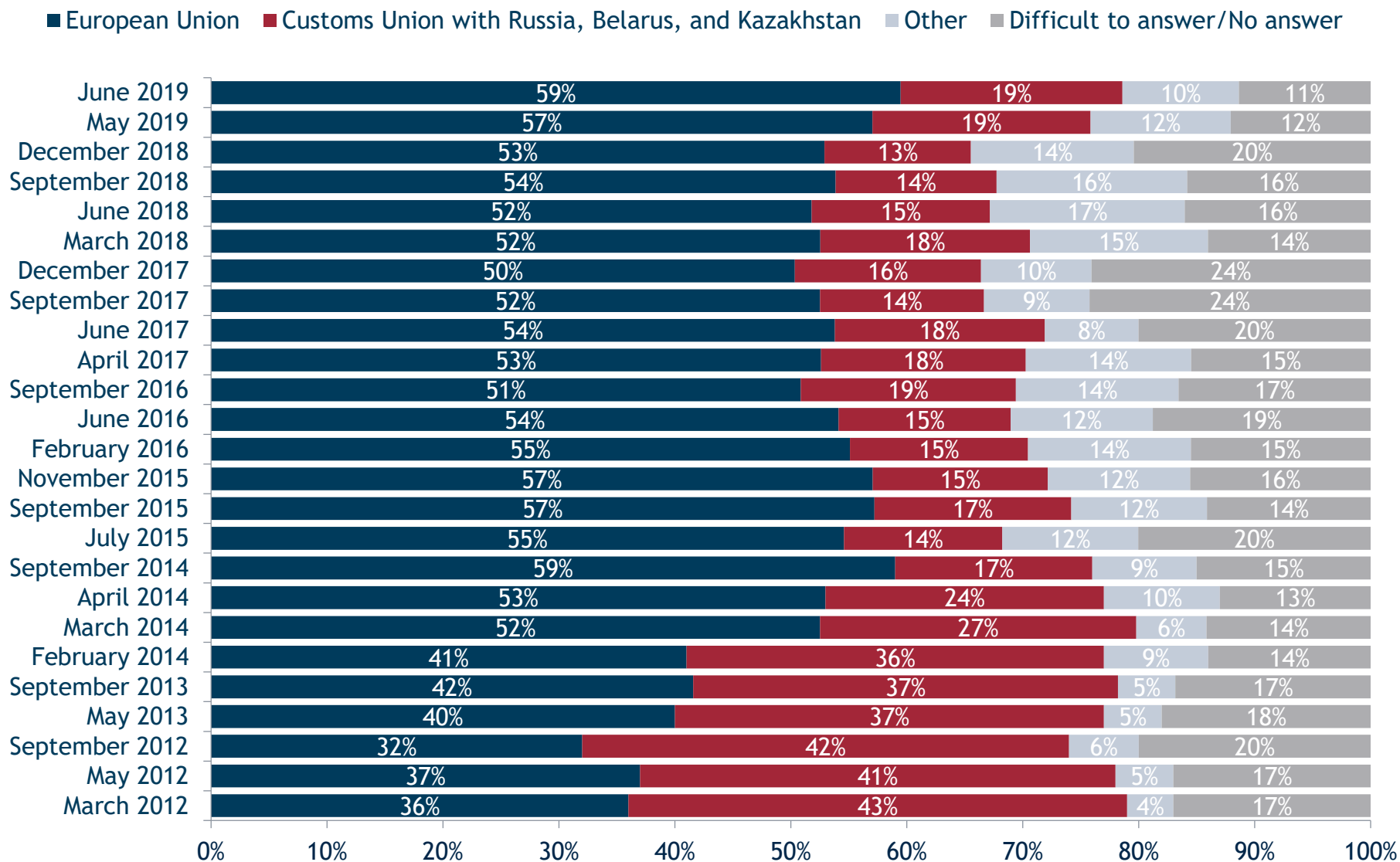


# Foreign Policy Preferences

---



# If Ukraine could only enter one international economic union, which of the following should it be?

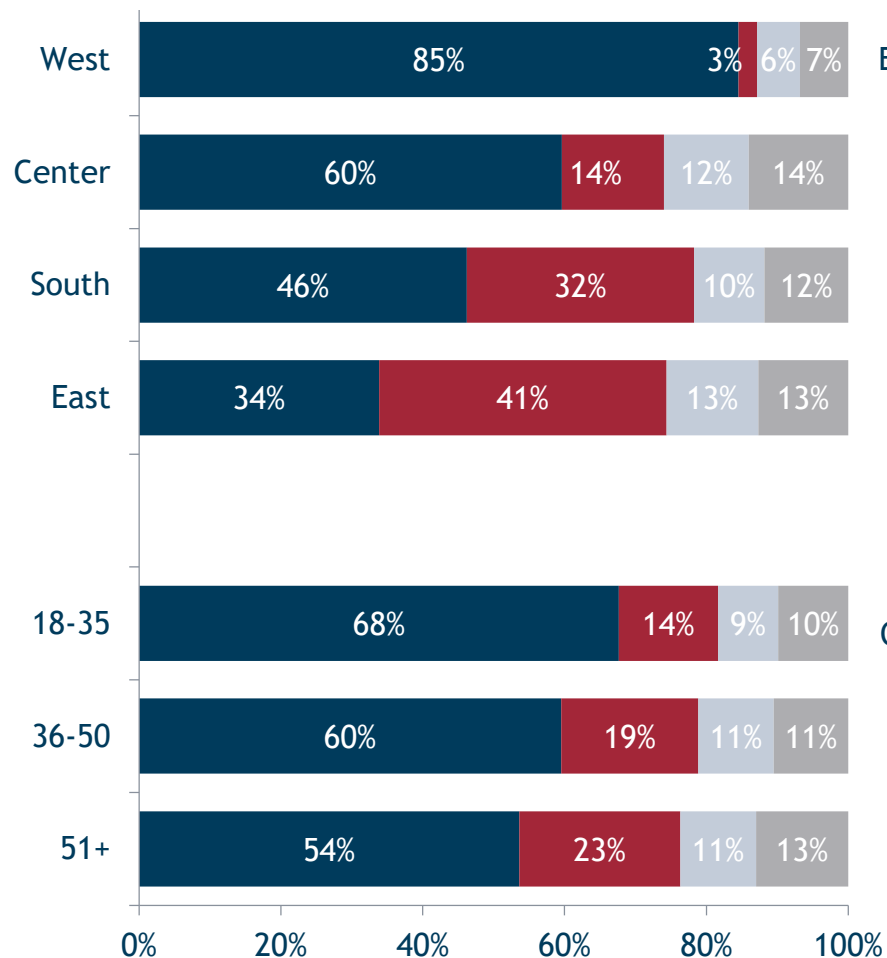




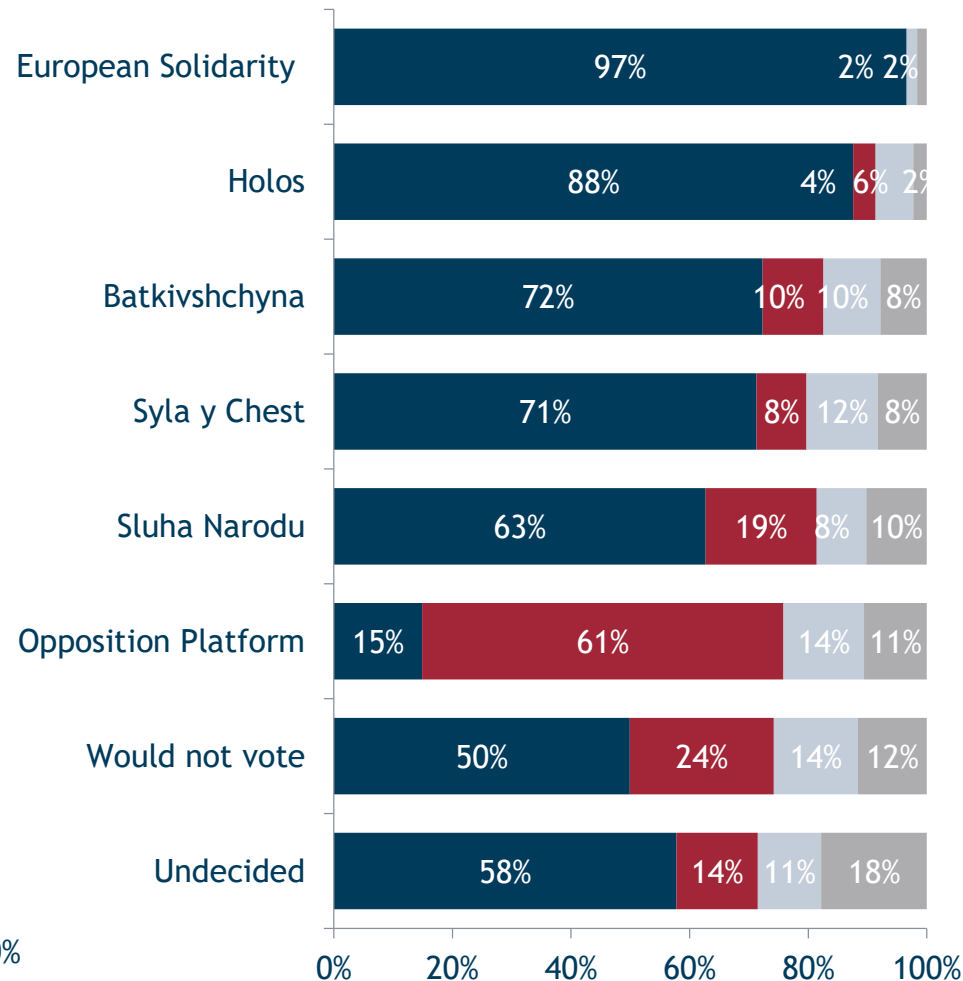
# If Ukraine could only enter one international economic union, which of the following should it be?

■ European Union ■ Customs Union with Russia, Belarus, and Kazakhstan ■ Other ■ Difficult to answer/No answer

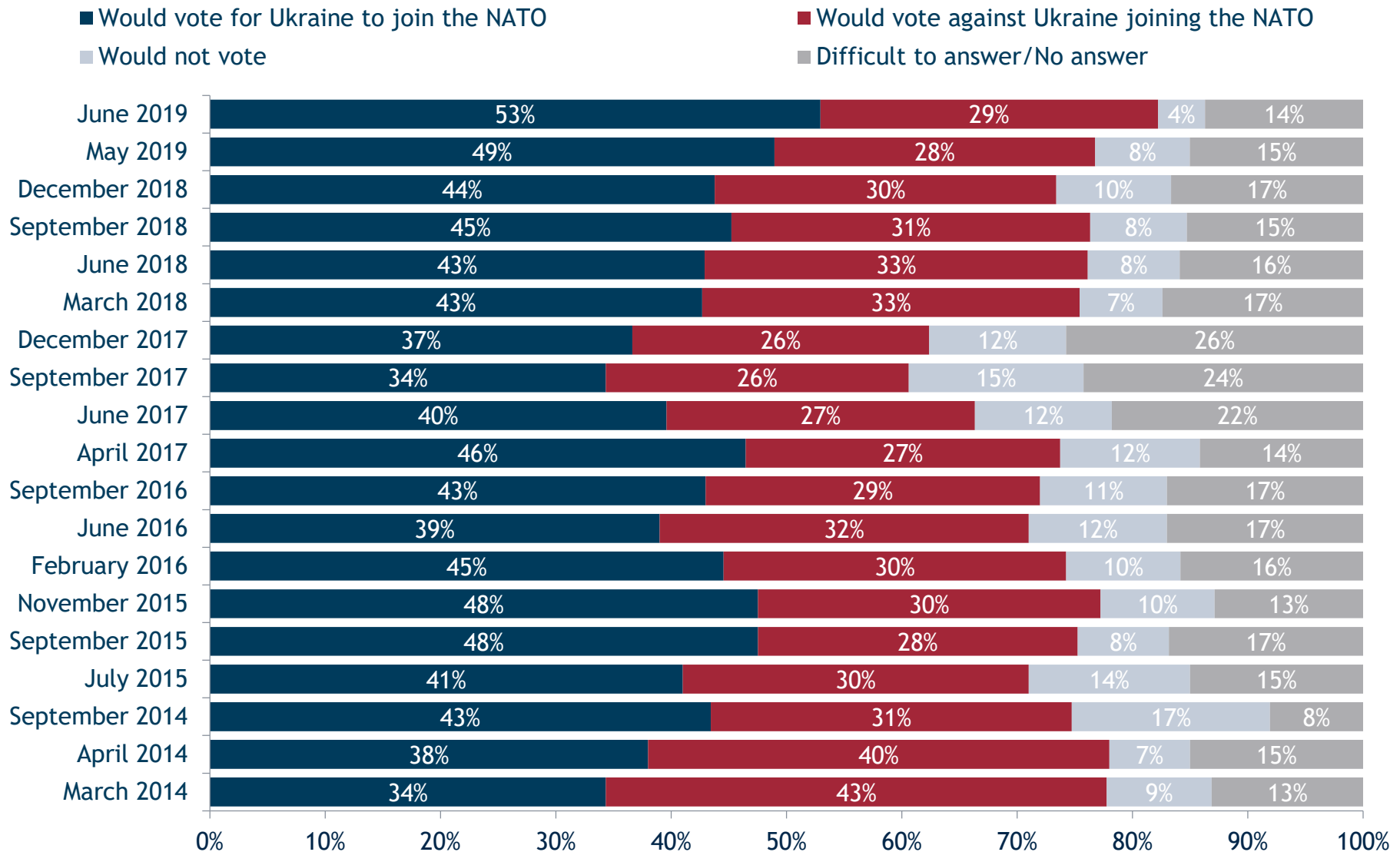
## Age, Region



## Political Party Preference



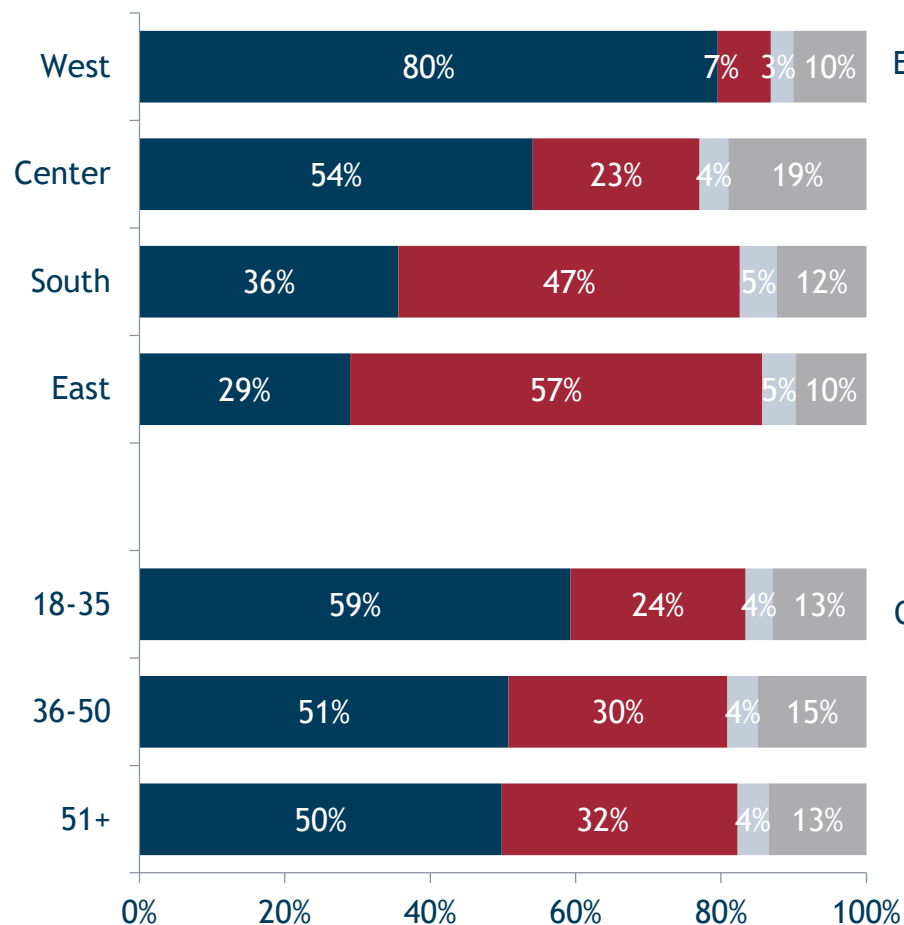
# If a referendum were held today on Ukraine joining NATO, how would you vote?



# If a referendum were held today on Ukraine joining the NATO, how would you vote?

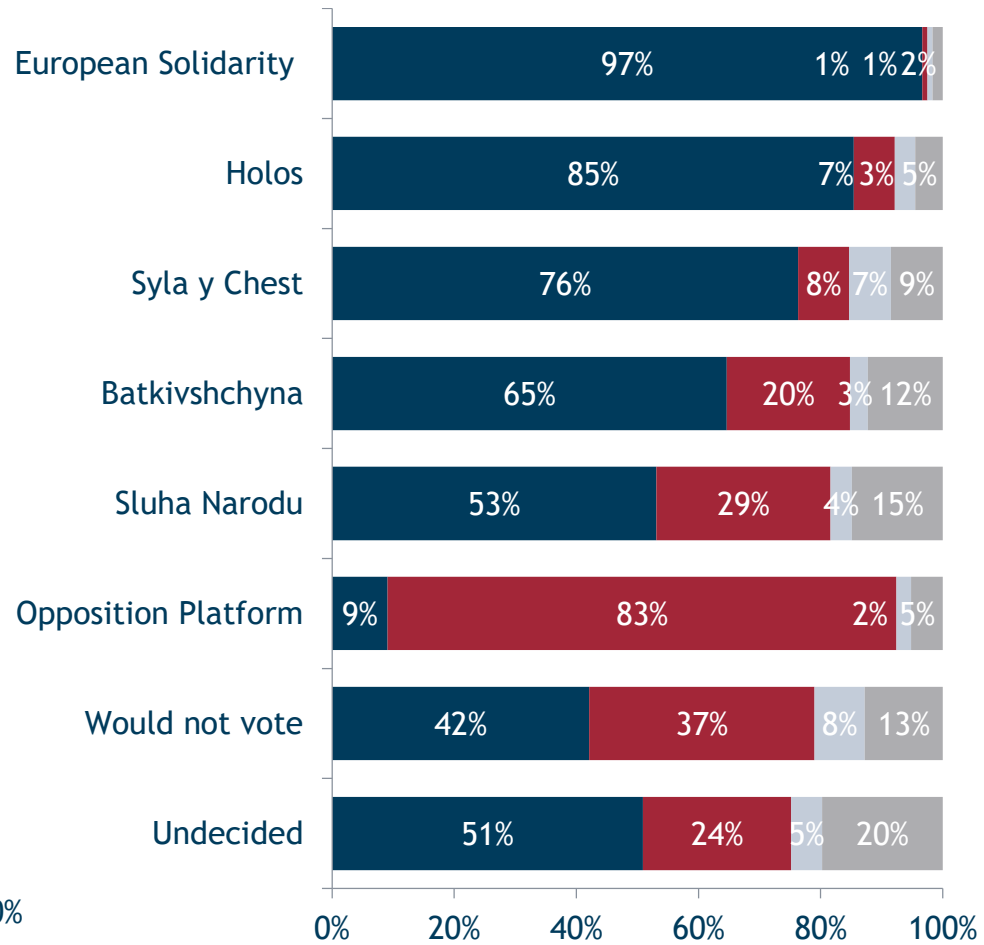
■ Would vote for Ukraine to join the NATO  
■ Would not vote

## Age, Region



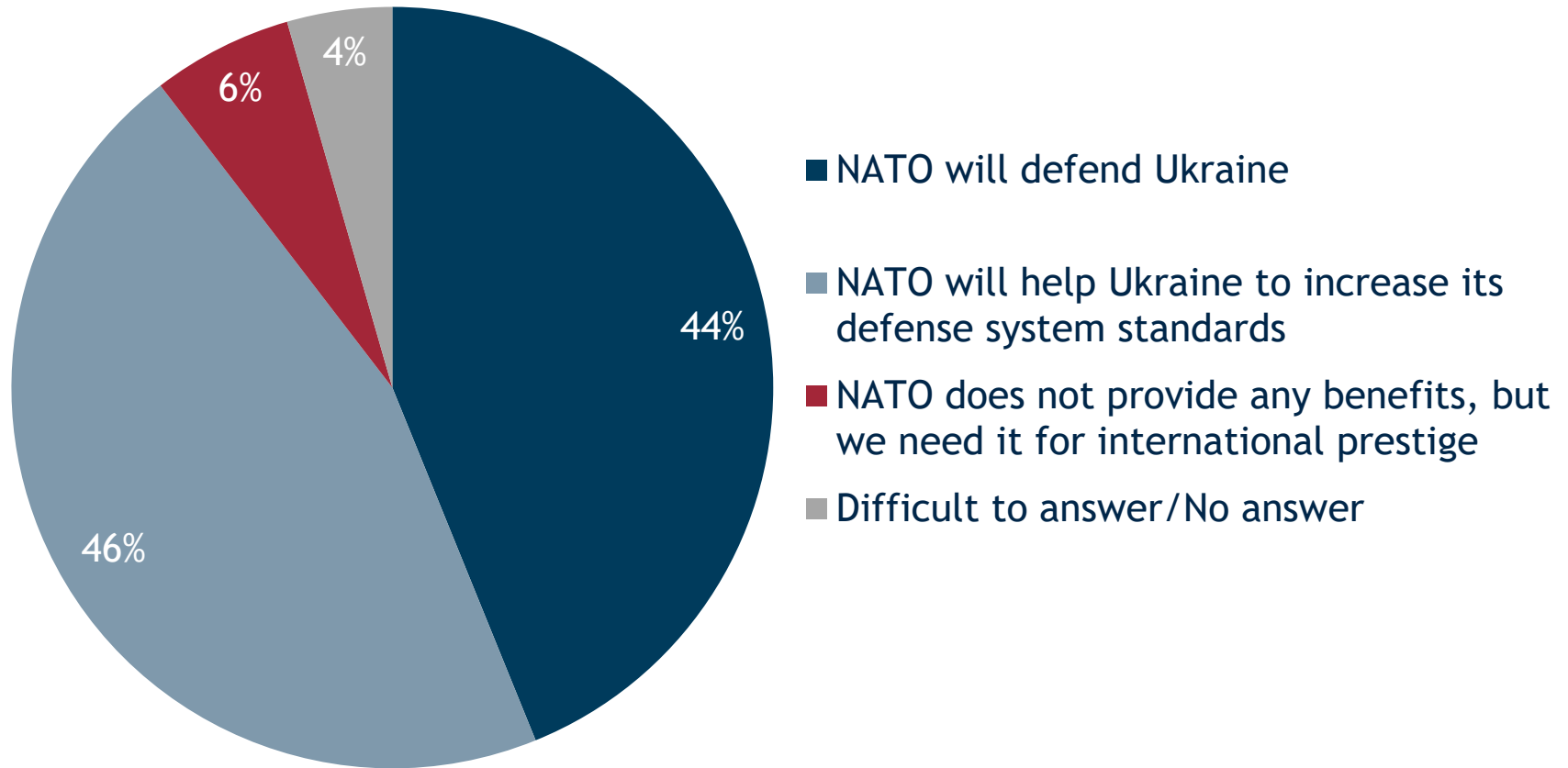
■ Would vote against Ukraine joining the NATO  
■ Difficult to answer/No answer

## Political Party Preference



# In terms of NATO membership benefits to Ukraine, which of these three statements comes closest to your opinion?

(Among those who support admission to NATO; n=1,270)

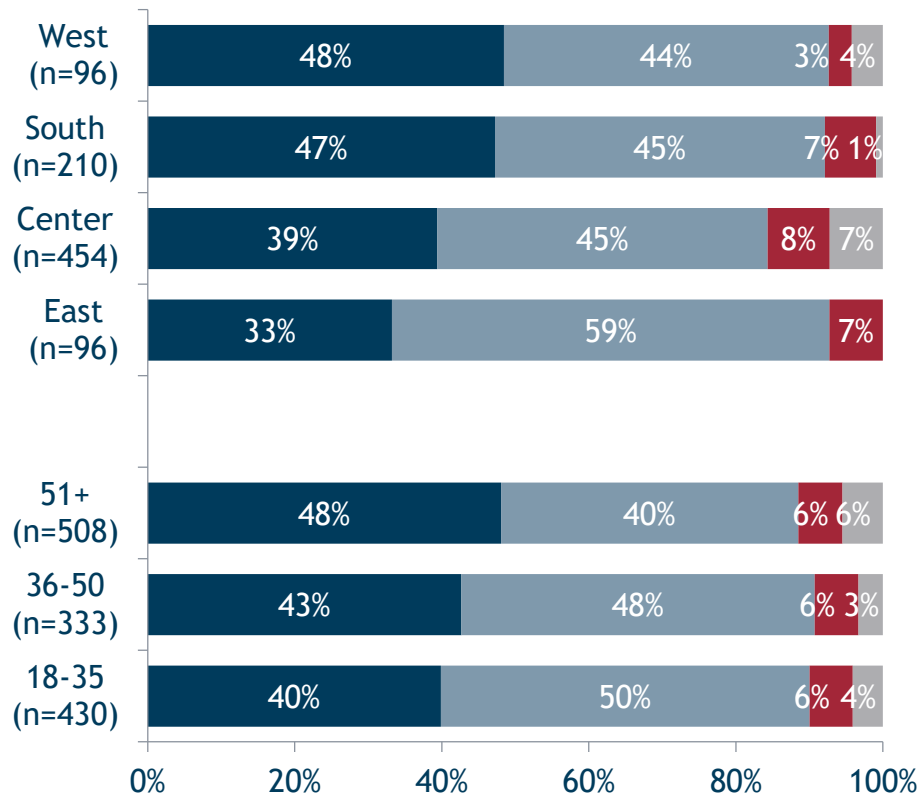


# In terms of NATO membership benefits to Ukraine, which of these three statements comes closest to your opinion?

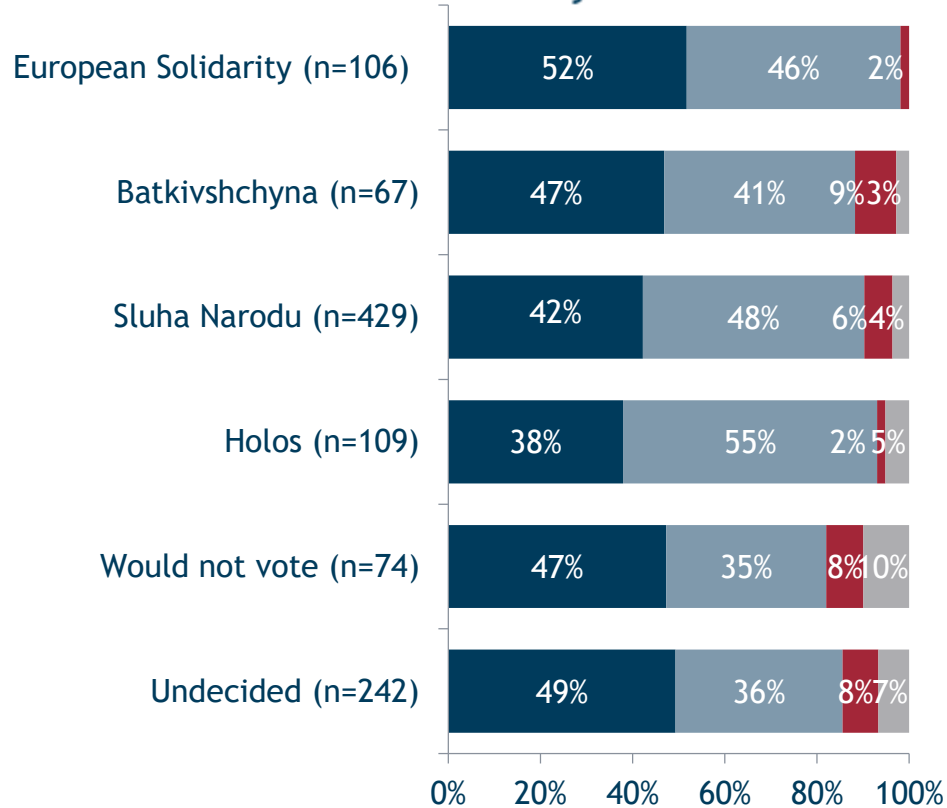
(Among those who supports admission to NATO; n=1,270)\*

- NATO will defend Ukraine
- NATO will help Ukraine to increase its defense system standards
- NATO does not provide any benefits, but we need it for international prestige
- Difficult to answer/No answer

## Age, Region



## Political Party Preference



\*Disaggregate base sums vary due to post-stratification weighting.



# Views on the Donbas

---



In your opinion, what should be the status of the Donbas territories under the control of the so-called “Donetsk People’s Republic and Luhansk People’s Republic” be?

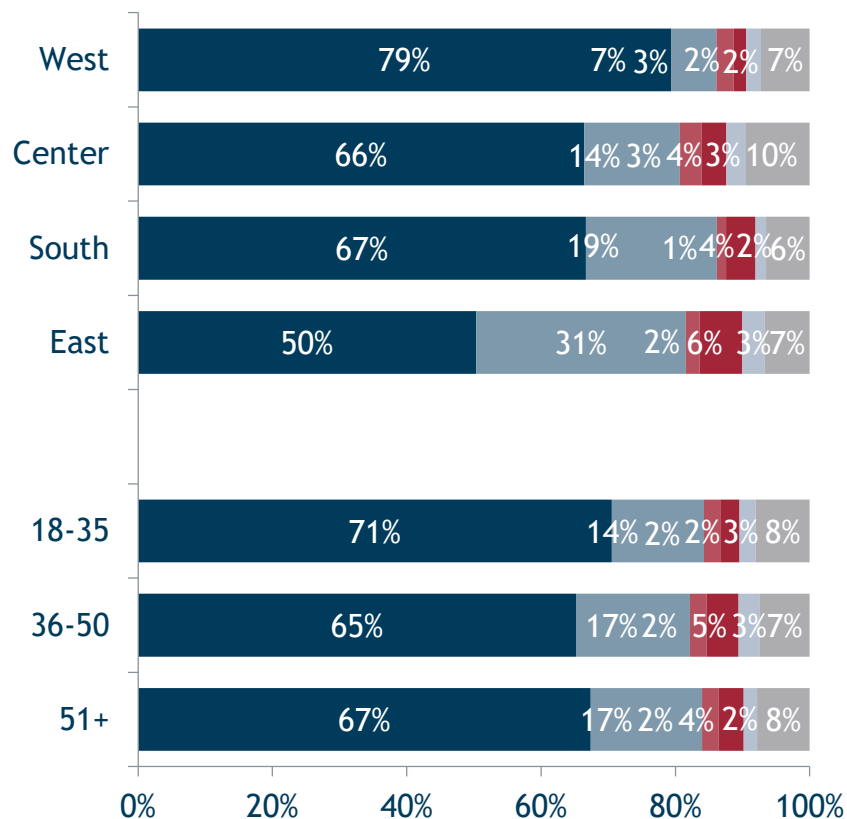


# In your opinion, what should the status of the Donbas territories under the control of the so-called “Donetsk People’s Republic and Luhansk People’s Republic” be?

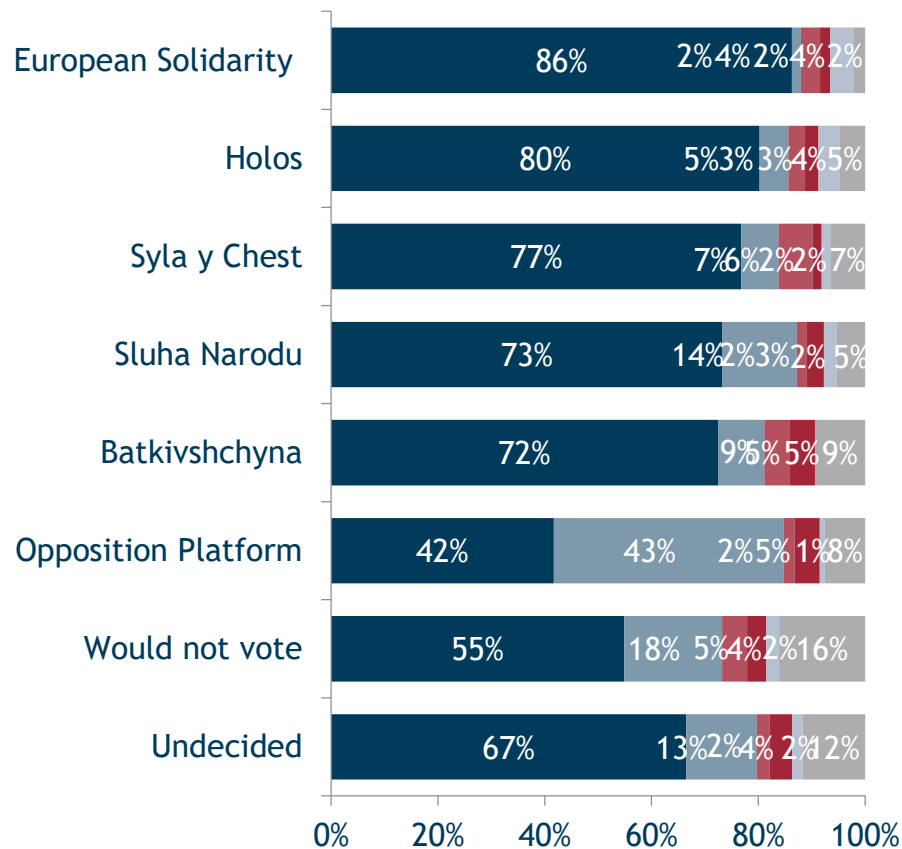
- Be part of Ukraine as before
- Become part of Russia
- Other

- Be part of Ukraine but with a special status
- Become an independent country
- Difficult to answer/No answer

## Age, Region



## Political Party Preference





## In your opinion, what should the status of the Donbas region be?



# In your opinion, which status should the entire Donbas region have?

■ Part of Ukraine as before

■ Part of Ukraine but with a special status

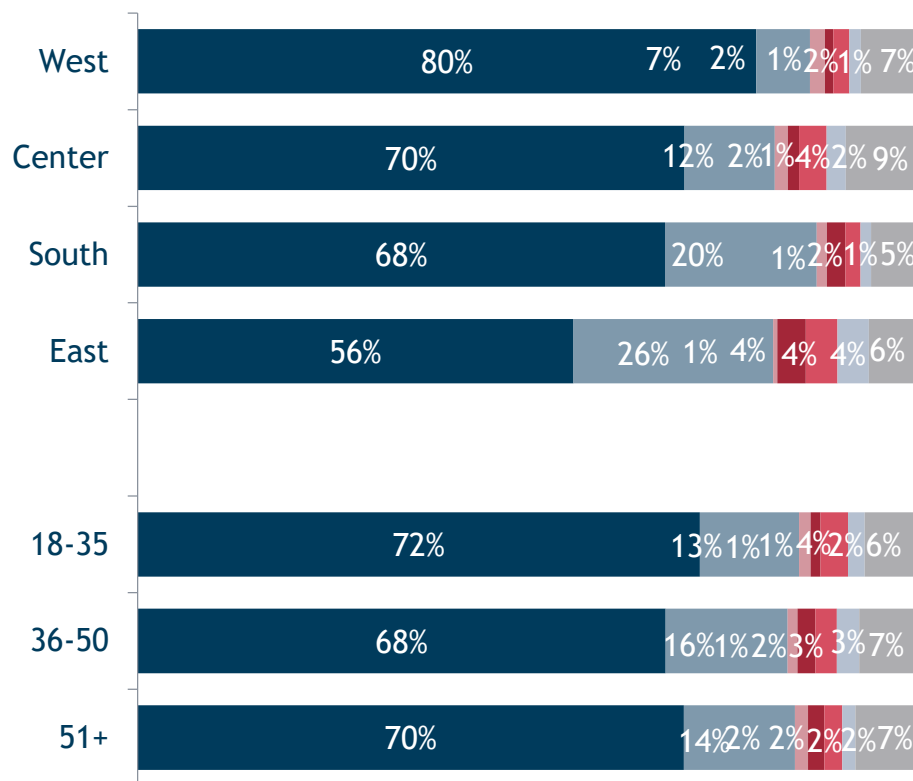
■ Become part of Russia

■ Become an independent country

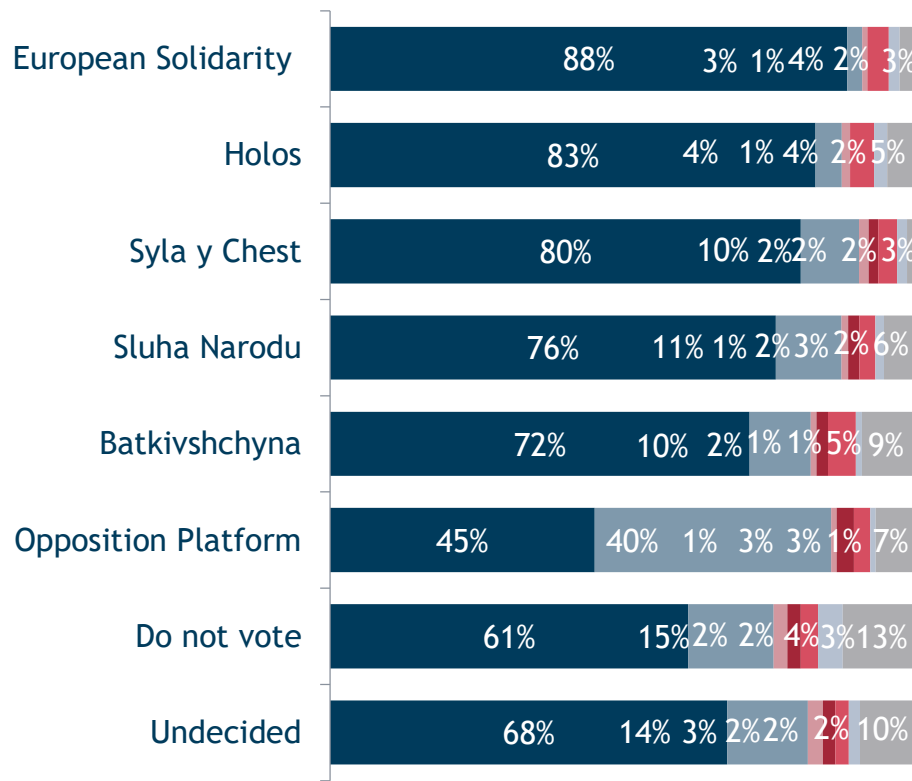
■ The territories controlled today by the so-called "Donetsk People's Republic and Luhansk People's Republic" should be separated from Ukraine and the rest of the territory should stay within Ukraine

■ Other

## Age, Region



## Political Party Preference



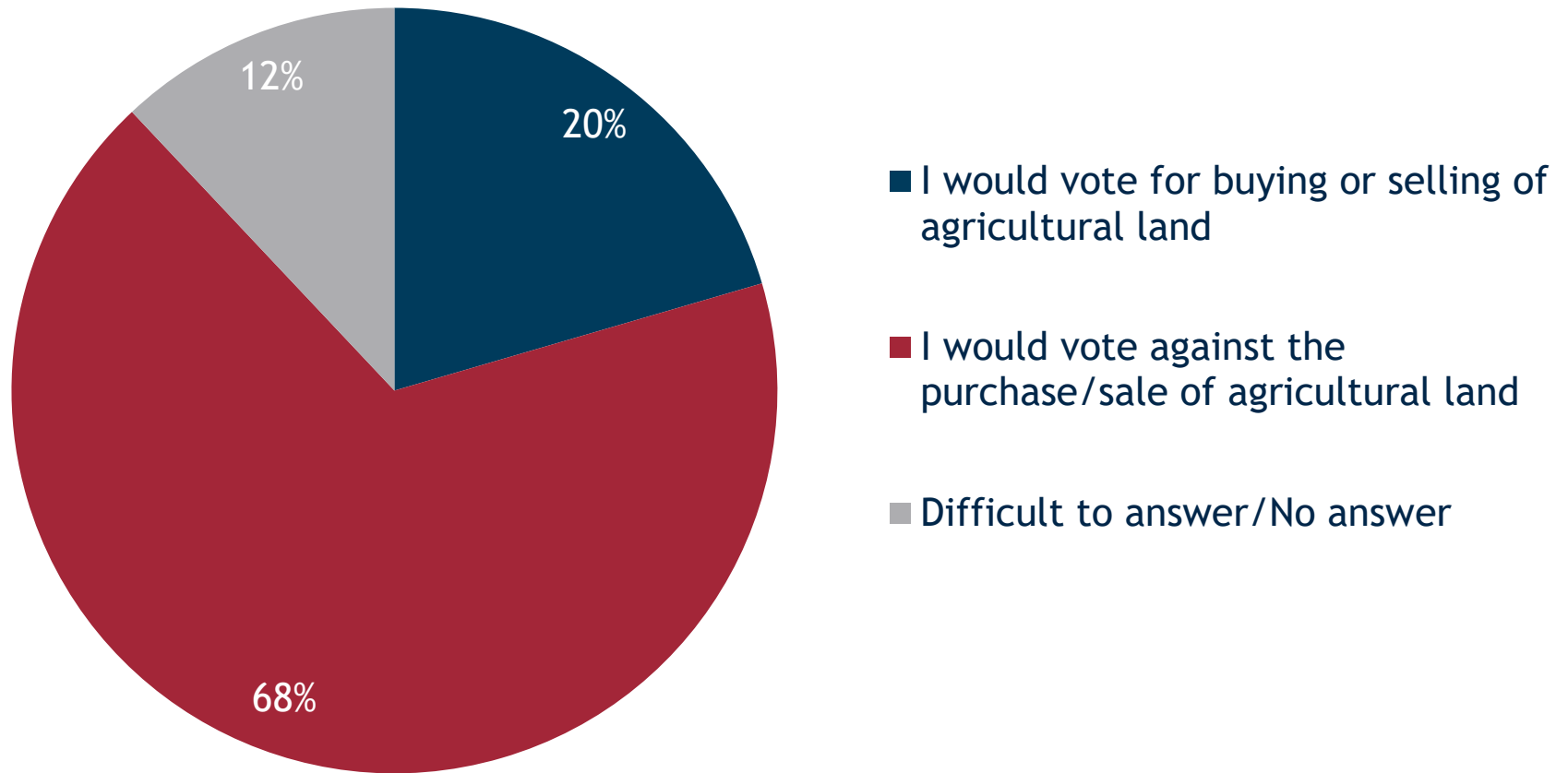


# Agricultural Land Reform

---



If a referendum on buying or selling agricultural land were held next Sunday, how would you vote?



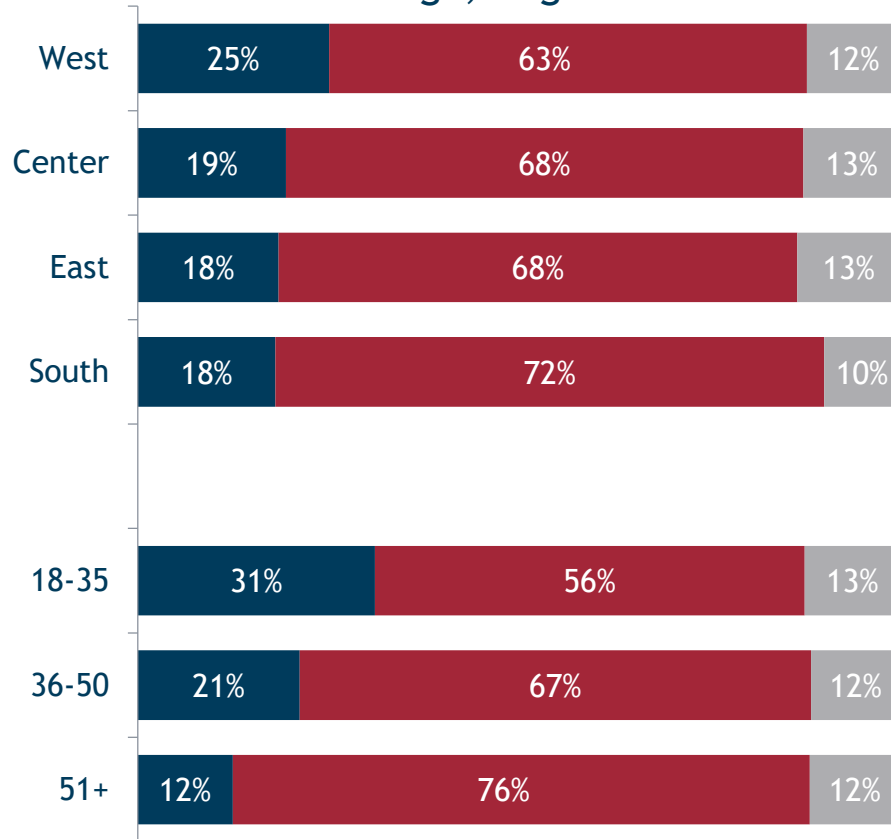
# If a referendum on buying or selling agricultural land issues were held next Sunday, how would you vote?

■ I would vote for buying or selling of agricultural land

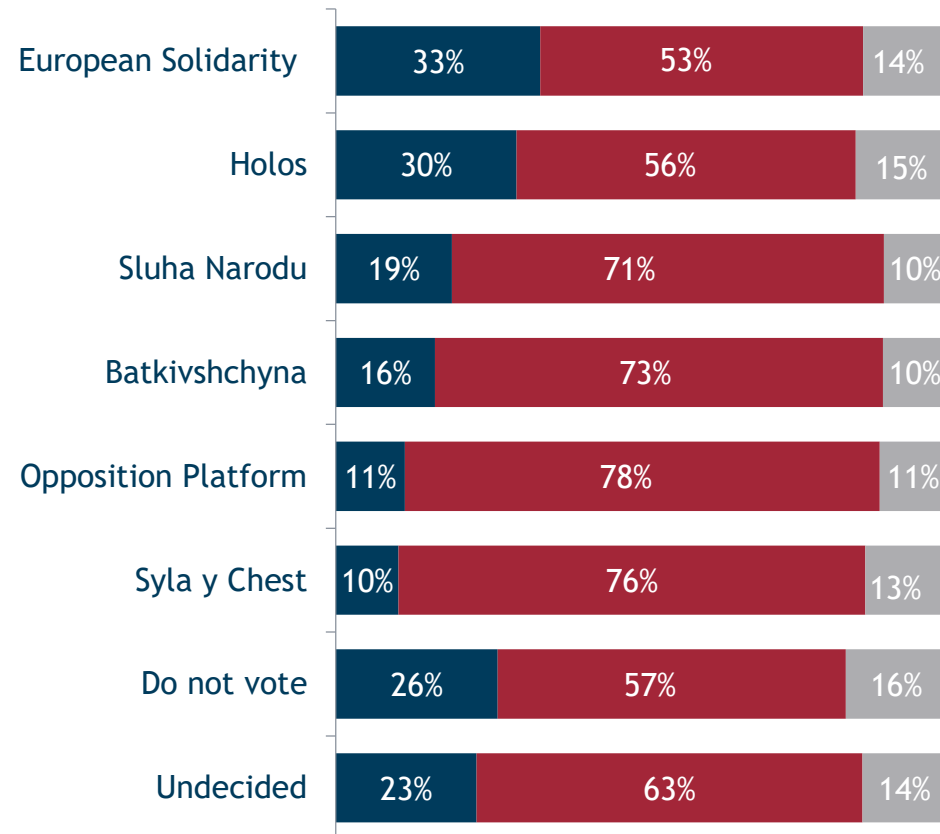
■ I would vote against the purchase / sale of agricultural land

■ Difficult to answer/No answer

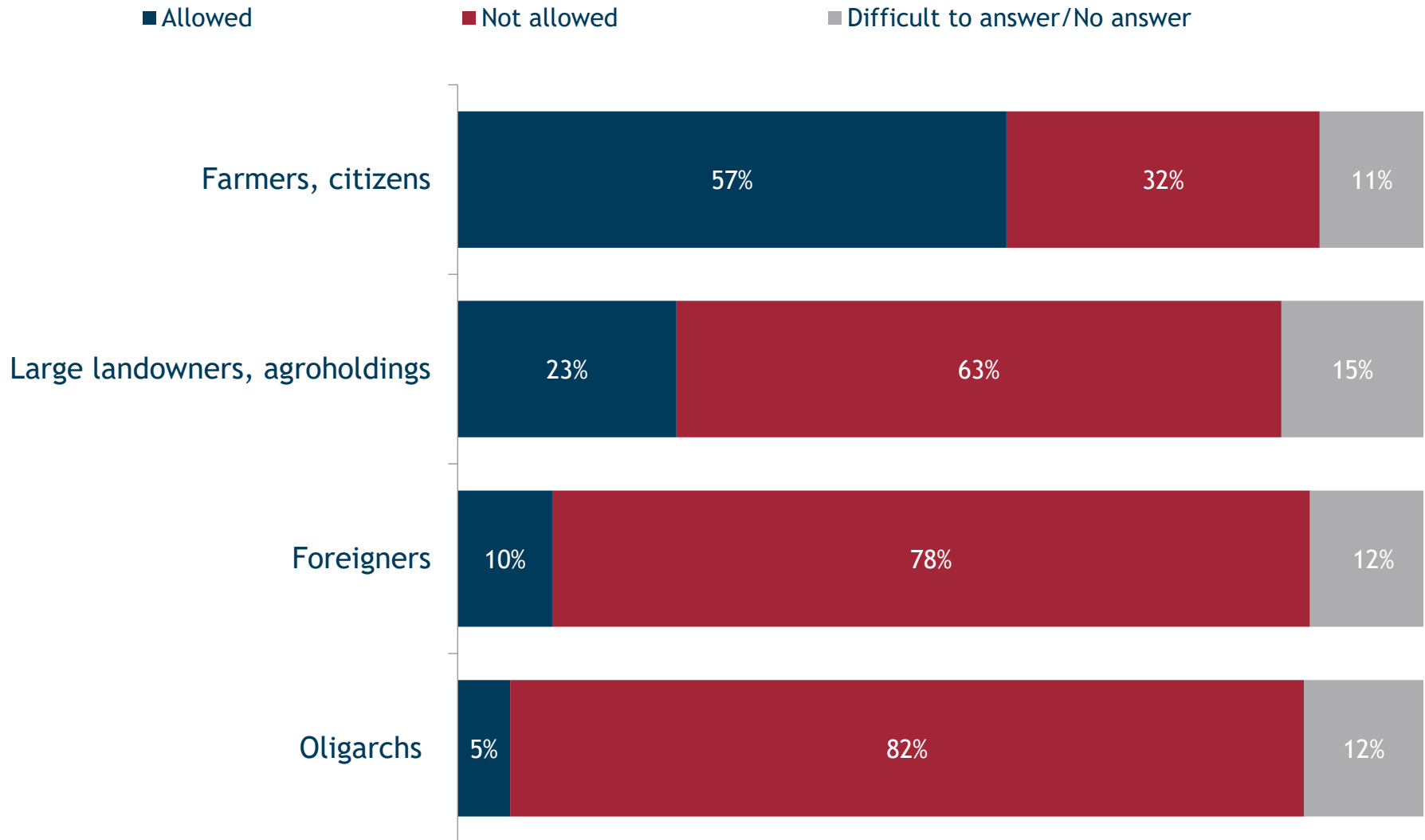
## Age, Region



## Political Party Preference



# If agricultural land became available for sale in Ukraine, should the following categories of people or organizations be allowed to buy or sell land or not?



# If agricultural land became available for sale in Ukraine, should the following categories of people or organizations be allowed to buy or sell land?

(Responses of “should be allowed”)

Age, Region	18-35	36-50	51+	West	Center	South	East
Farmers, citizens	62%	57%	53%	52%	54%	59%	71%
Large landowners, agroholdings	33%	22%	16%	22%	21%	24%	26%
Foreigners	17%	10%	5%	11%	12%	7%	7%
Oligarchs	9%	5%	3%	6%	6%	5%	5%

# If agricultural land became available for sale in Ukraine, should the following categories of people or organizations be allowed to buy or sell land?

(Responses of “should be allowed”)

Political Party Preference	Batkivshchyna	Holos	European Solidarity	Opposition Platform	Syla y Chest	Sluha Narodu	Do not vote	Undecided
Farmers, citizens	54%	61%	68%	58%	68%	60%	56%	48%
Large landowners, agroholdings	20%	28%	28%	19%	20%	25%	21%	22%
Foreigners	8%	17%	19%	4%	7%	10%	11%	10%
Oligarchs	1%	9%	8%	3%	3%	4%	6%	7%





# Views on Migration

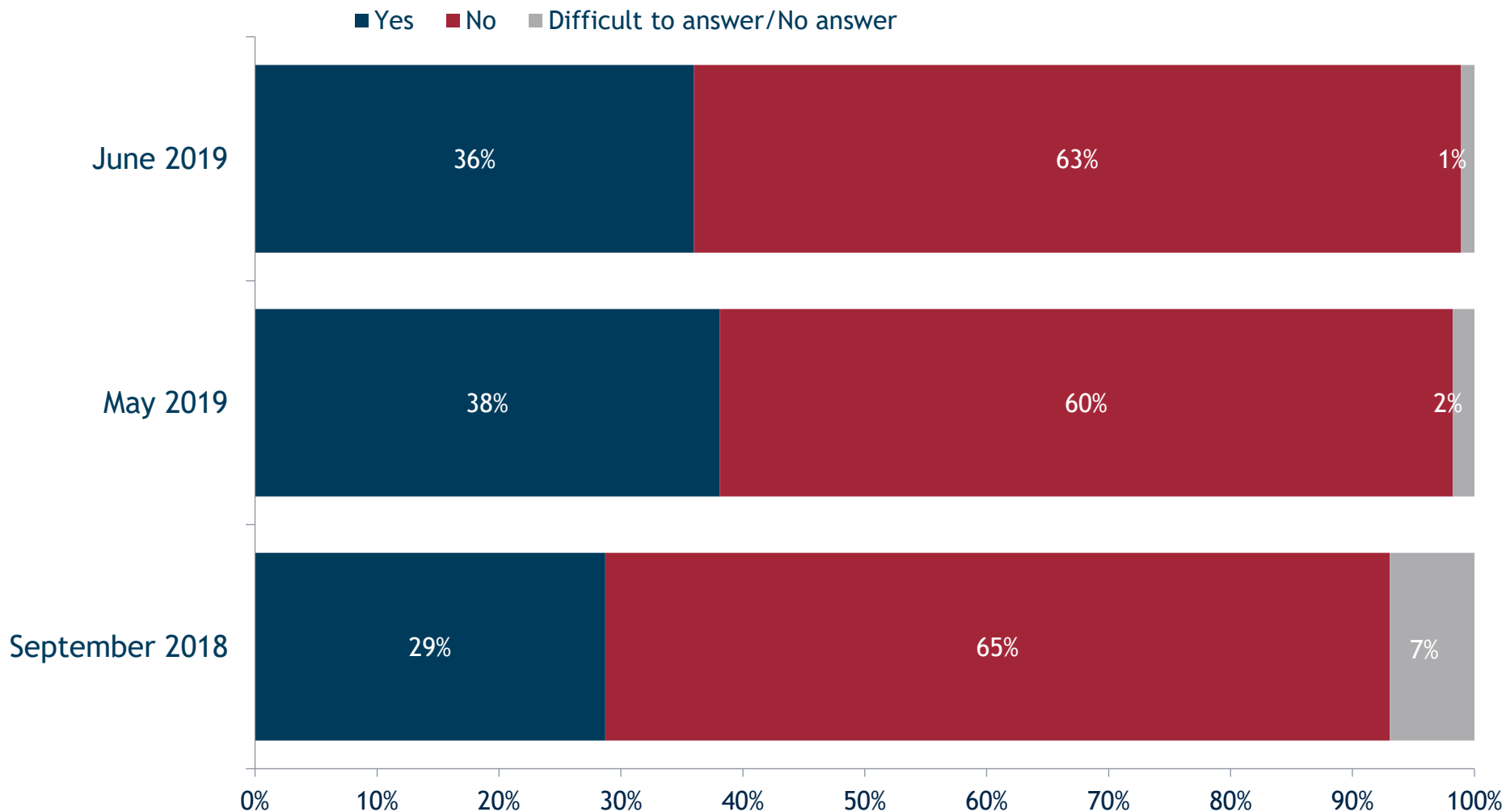
---



---

A PROJECT OF THE INTERNATIONAL REPUBLICAN INSTITUTE

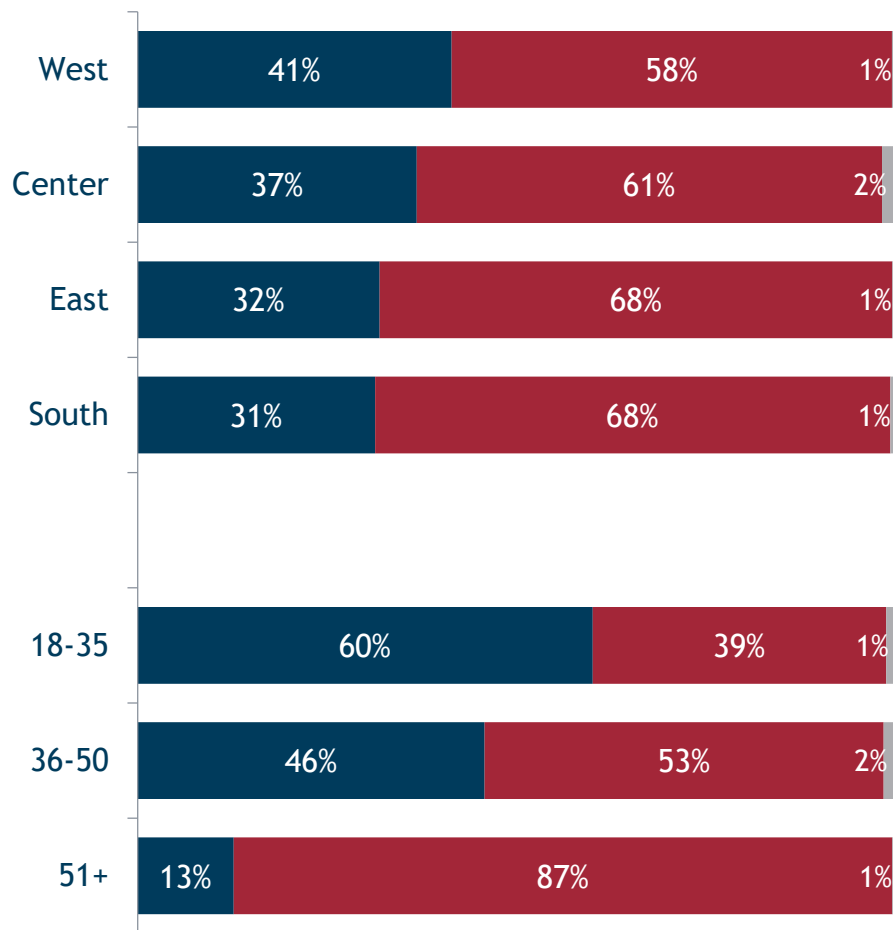
# Do you personally consider the idea of emigrating abroad to find work there?



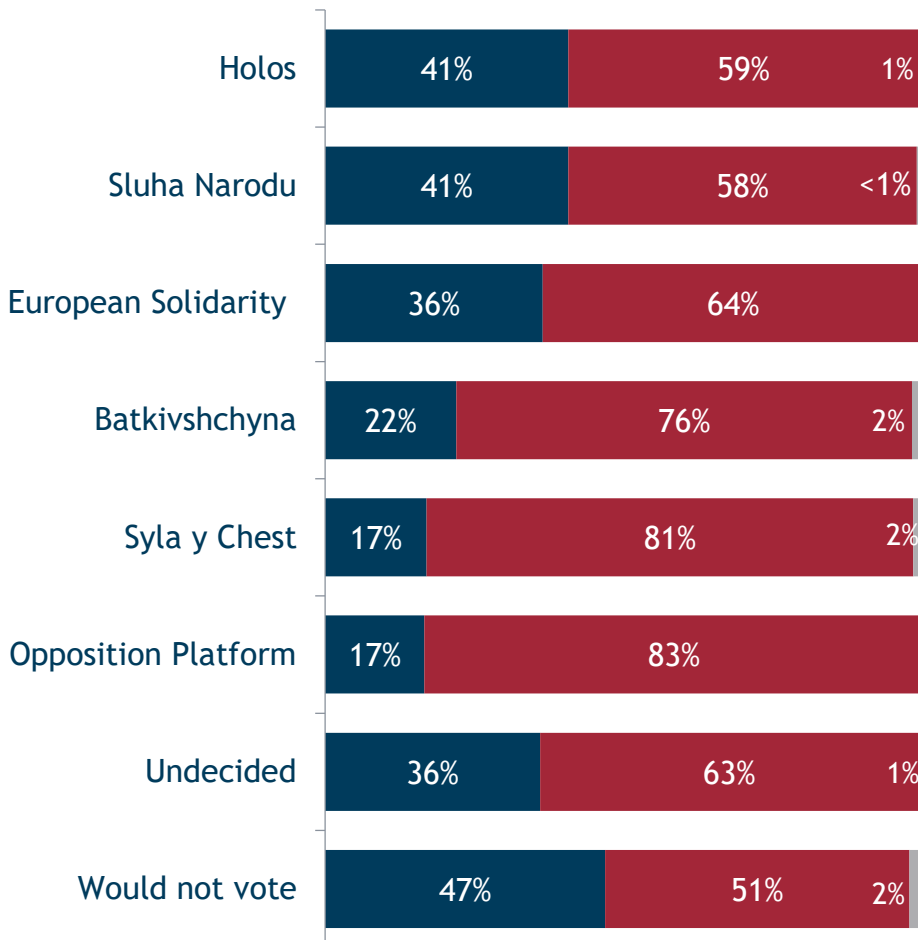
# Do you personally consider the idea of emigrating abroad to find work?

■ Yes ■ No ■ Difficult to answer/No answer

## Age, Region

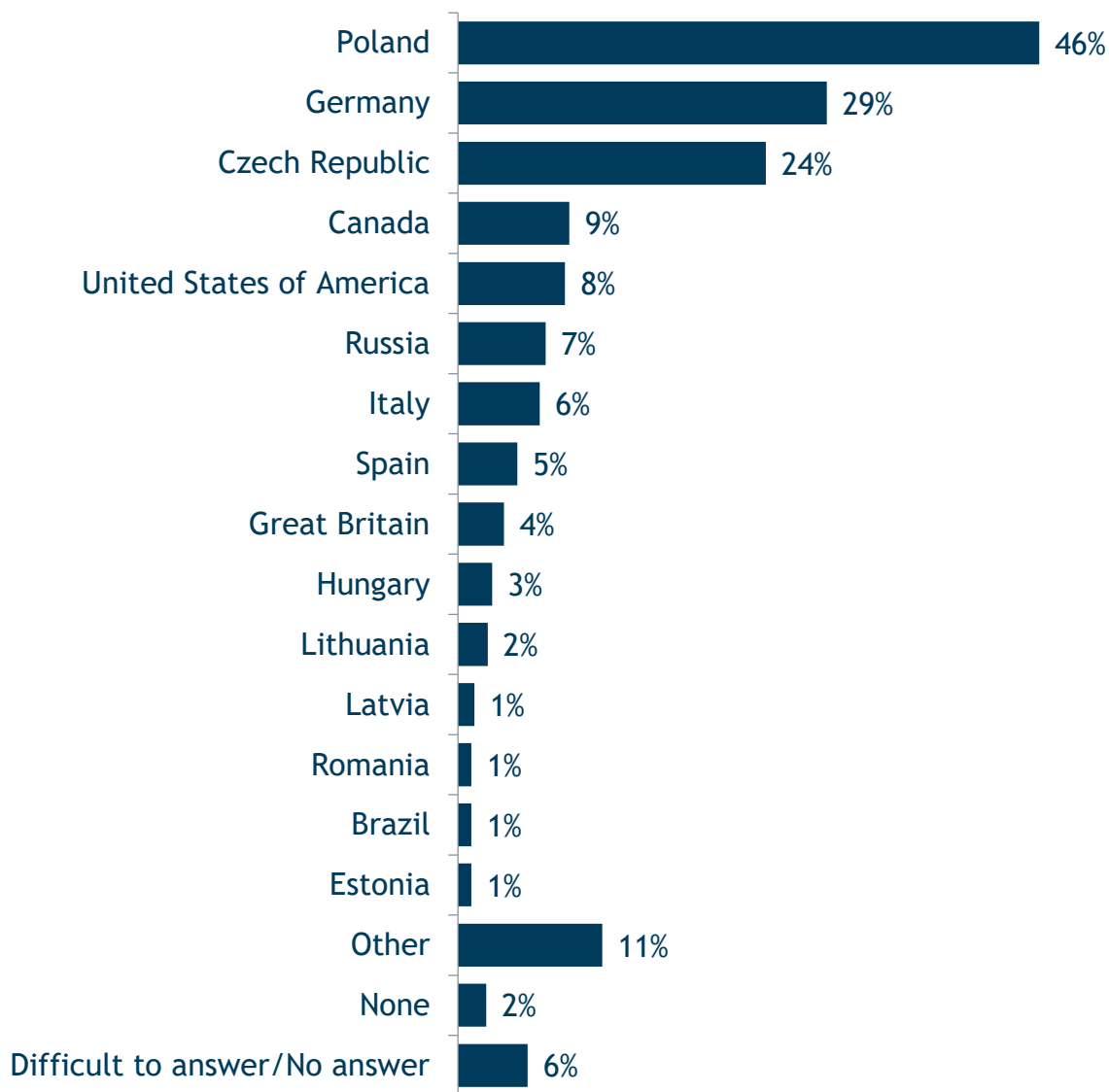


## Party Preference



# To which country are you considering moving?

(Up to three responses; among those who have considered emigrating abroad to find work; n=864)





# Greatest National and Personal Issues

---

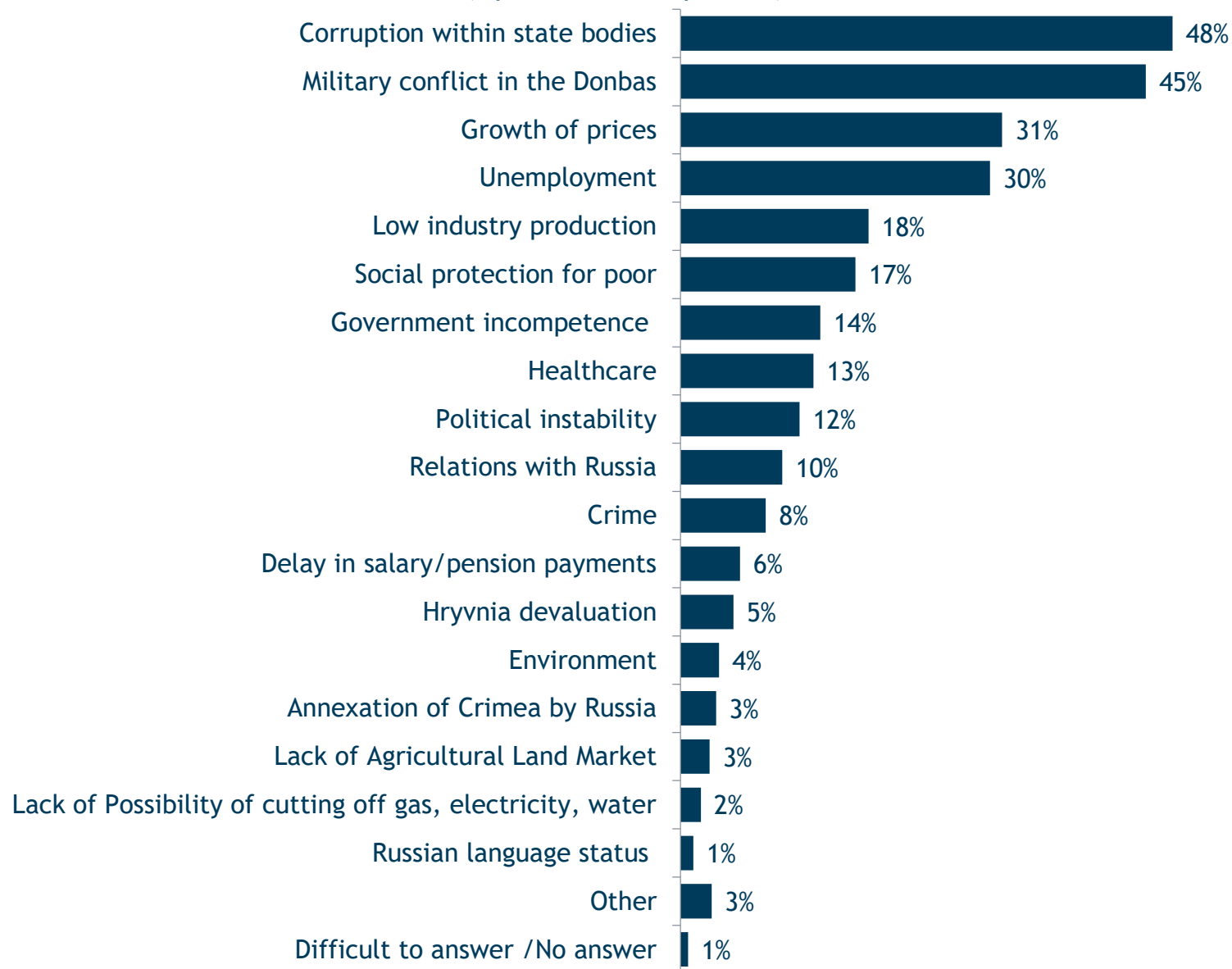


---

A PROJECT OF THE INTERNATIONAL REPUBLICAN INSTITUTE

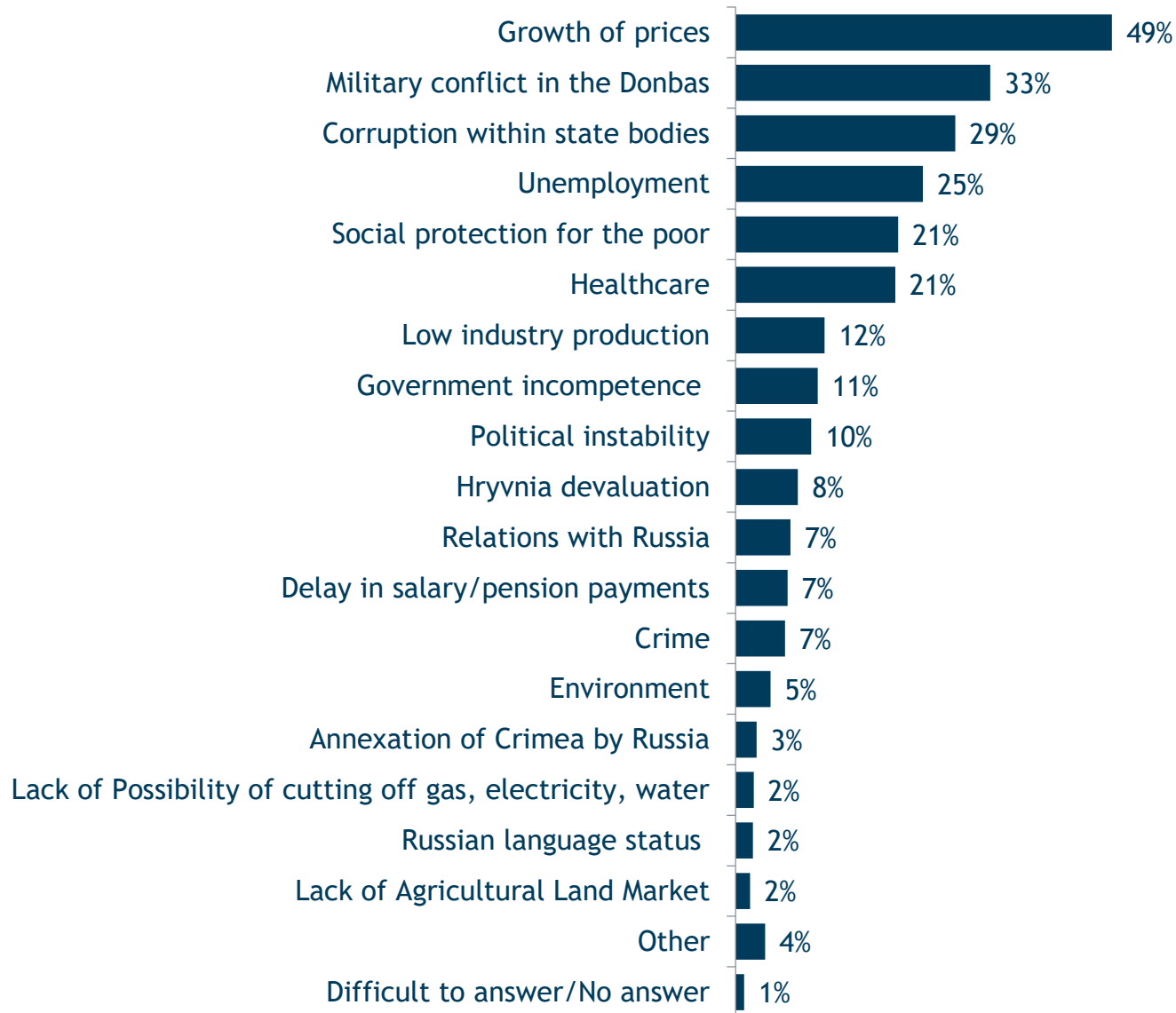
# Which of the three following issues are the most important for Ukraine?

(Up to three responses)



# Which of the following three issues are the most important for you personally?

(Up to three responses)





# Sources of Information

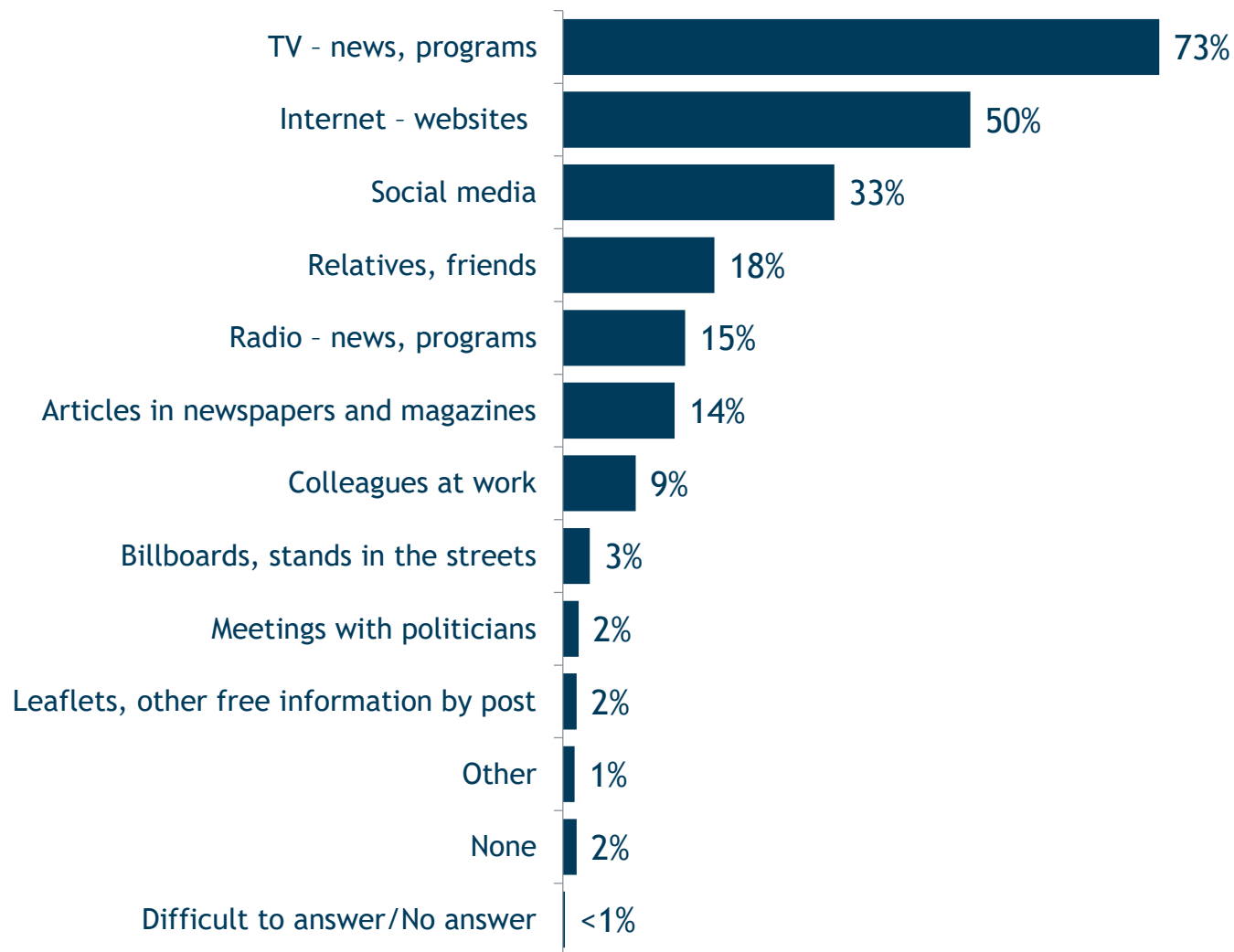
---





# Which of these sources of information do you use to obtain political information?

(Multiple Response)



# Which of these sources of information do you use to obtain political information?

(Multiple Response)

Age, Region	18-35	36-50	51+	West	Center	South	East
TV - news, programs	54%	72%	86%	75%	68%	77%	72%
Internet - websites	72%	58%	28%	47%	51%	48%	54%
Social media	50%	38%	17%	31%	36%	27%	41%
Relatives, friends	16%	15%	22%	18%	15%	17%	29%
Radio - news, programs	10%	10%	21%	19%	11%	13%	18%
Articles in newspapers and magazines	6%	8%	23%	16%	11%	15%	12%
Colleagues at work	8%	10%	9%	7%	8%	8%	15%
Billboards, stands in the streets	4%	3%	3%	2%	3%	4%	3%
Meetings with politicians	2%	2%	2%	2%	2%	2%	2%
Leaflets, other free information by post	1%	1%	2%	2%	2%	1%	1%
Other	1%	1%	2%	1%	2%	1%	1%
None	2%	2%	1%	1%	2%	2%	1%
Difficult to answer/No answer	0%	0%	0%	0%	0%	0%	0%

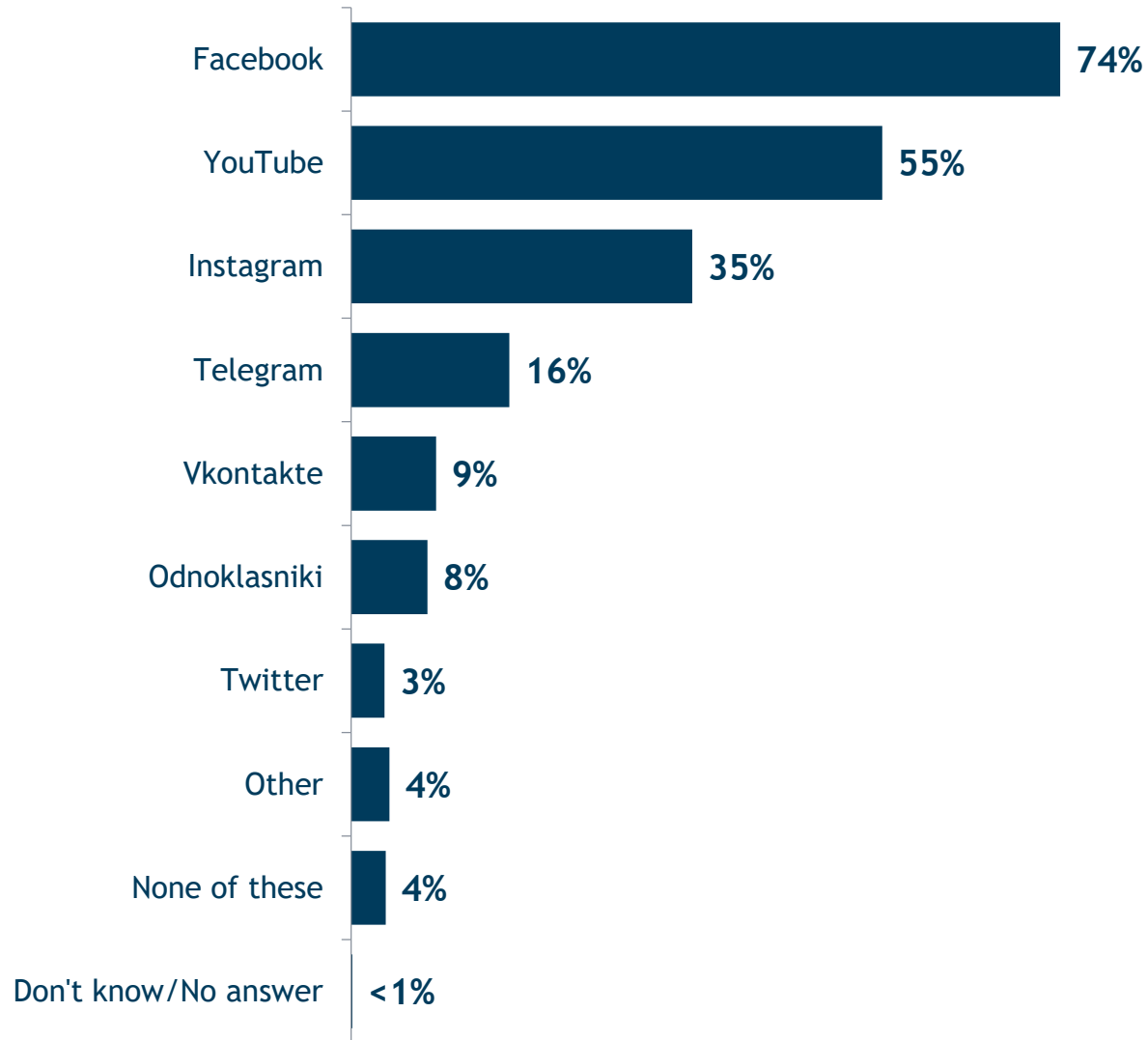
# Which of these sources of information do you use to obtain political information?

(Multiple Response)

Political Party Preference	Batkivshchyna	Holos	European Solidarity	Opposition Platform	Syla y Chest	Sluha Narodu	Do not vote	Undecided
TV - news, programs	89%	69%	66%	89%	79%	76%	49%	69%
Internet - websites	26%	59%	66%	36%	44%	55%	46%	48%
Social media	18%	45%	40%	20%	30%	38%	35%	29%
Relatives, friends	26%	17%	21%	24%	24%	20%	16%	12%
Radio - news, programs	17%	20%	14%	16%	19%	14%	9%	13%
Articles in newspapers and magazines	21%	17%	13%	20%	27%	12%	7%	11%
Colleagues at work	13%	9%	6%	10%	12%	9%	9%	7%
Billboards, stands in the streets	7%	4%	2%	4%	3%	4%	2%	2%
Meetings with politicians	6%	5%	6%	1%	2%	2%	1%	1%
Leaflets, other free information by post	7%	1%	2%	2%	2%	2%	1%	2%
Other	3%	0%	3%	2%	0%	2%	2%	1%
None	1%	3%	0%	2%	0%	1%	7%	2%
Difficult to answer/No answer	0%	0%	0%	0%	0%	0%	1%	0%

# Which of these platforms do you use?

(Multiple response; among those who use social networks as a news source; n=792)



# Which of these platforms do you use?

(Multiple response; among those who use social networks to obtain information; n=787)

	18-35	36-50	51+	West	Center	South	East
Facebook	72%	80%	70%	84%	76%	72%	54%
YouTube	58%	54%	52%	58%	56%	43%	64%
Instagram	54%	23%	16%	40%	34%	31%	37%
Telegram	26%	11%	4%	12%	16%	16%	26%
Vkontakte	11%	7%	6%	2%	7%	16%	15%
Odnoklasniki	5%	8%	14%	2%	5%	16%	13%
Twitter	4%	2%	4%	6%	2%	3%	4%
Other	2%	4%	8%	1%	5%	5%	5%
None of these	3%	4%	5%	4%	3%	3%	4%
Don't know/No answer	0%	0%	0%	0%	0%	0%	2%

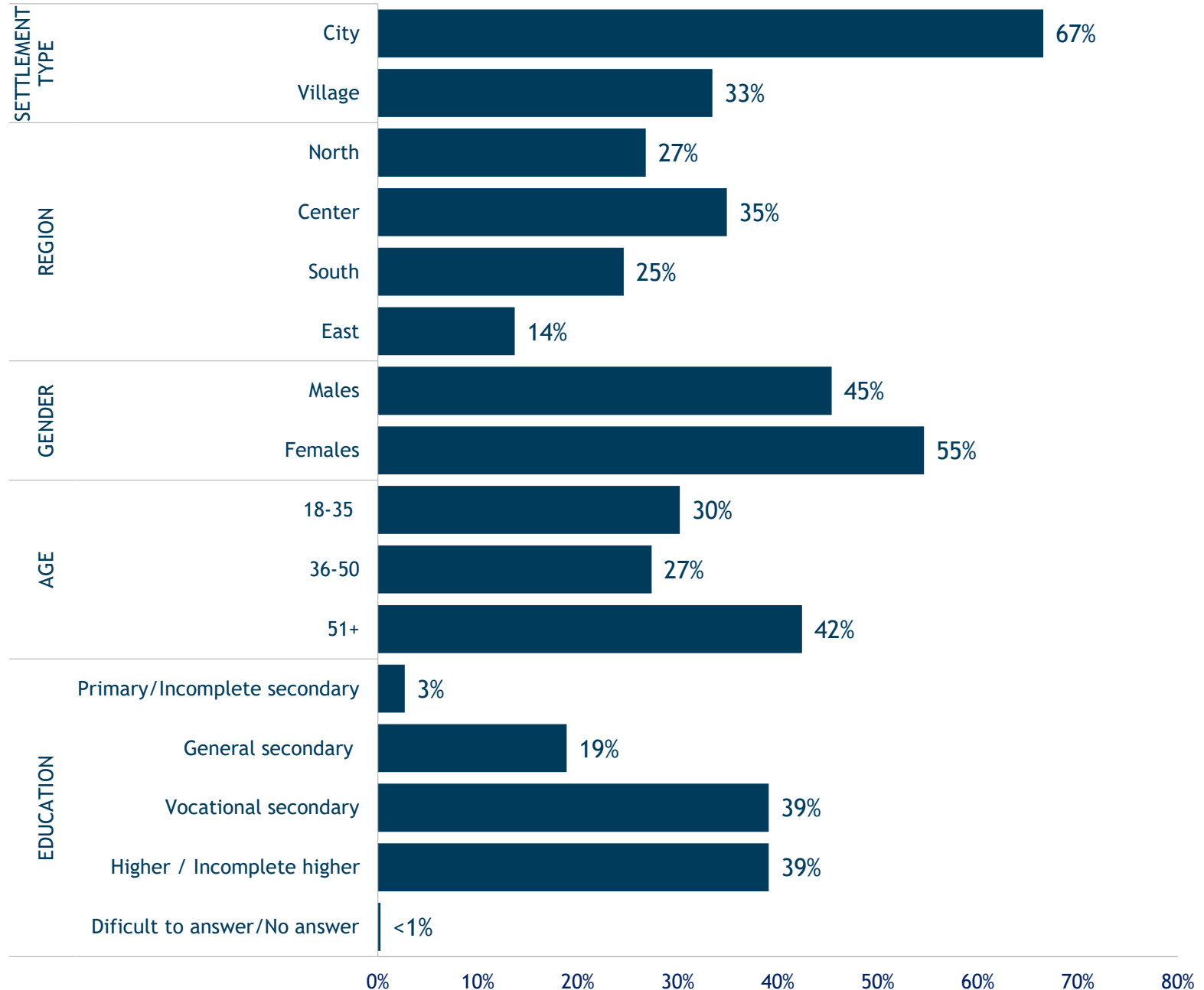


# Demographics

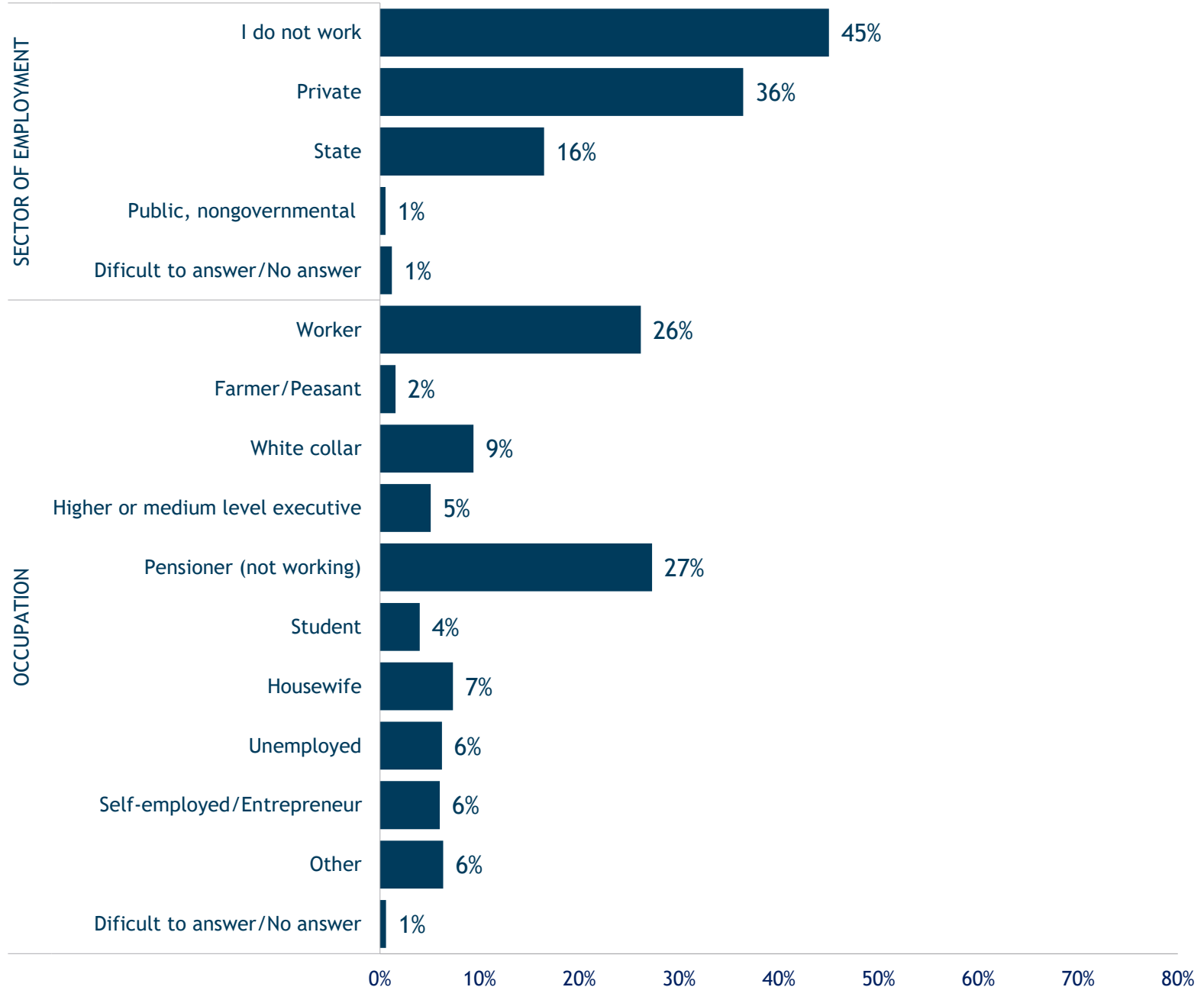
---



# Demographics

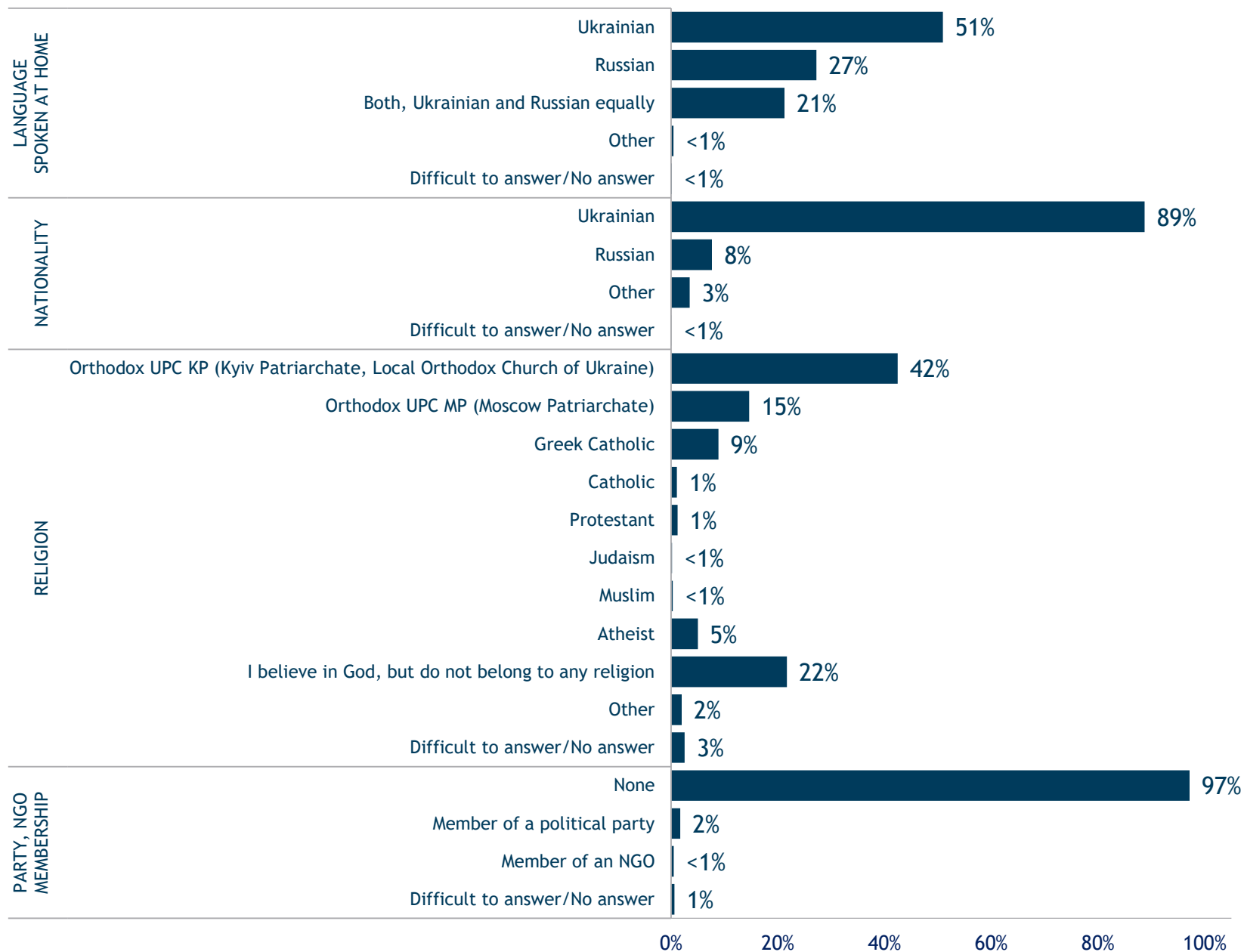


# Demographics

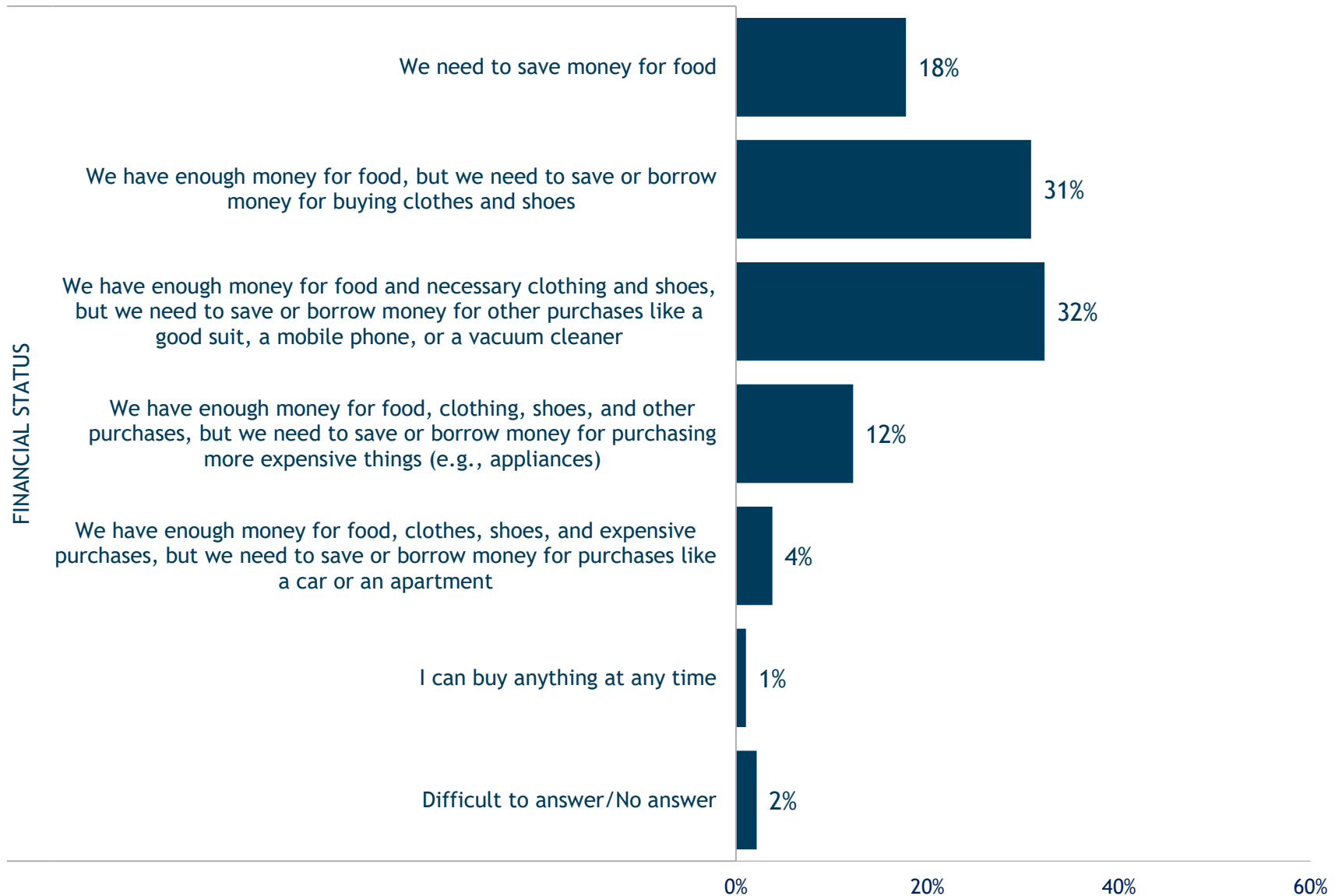




# Demographics



# Demographics



Center for Insights in Survey Research  
202.408.9450 | [info@iri.org](mailto:info@iri.org)  
[www.IRI.org](http://www.IRI.org) | [@IRI\\_Polls](https://twitter.com/IRI_Polls)

