



www.iri.org

Survey of Iraqi Kurdistan Public Opinion

December 8 - 15, 2010

SURVEY METHODOLOGY



SURVEY METHODOLOGY

- Data collection was performed by trained employees of the International Republican Institute (IRI). The sample frame was based on the latest population estimates by the Iraq Central Organization for Statistics and Information Technology and a 2007-2008 United Nations World Food Program survey. Consultative guidance on fieldwork and analysis was provided by Pechter Middle East Polls of Princeton, New Jersey.
- The target population is Kurdistan region adults age 18 years and older. A stratified multi-stage sample procedure was used for interviewing. Population within provinces was broken down by districts and geography (urban/rural). Quotas were set by district and by geography within each district.
- Sample starting points were chosen within districts based by either going to the center of the mahala or to the largest mosque and dropping a pen or pencil on the ground and spinning it. The direction in which the pen/pencil pointed toward was the direction that the interviewing started. Every fourth dwelling on the left side of the nearest street was sampled until the quota was met. The Kish table method was used for actual respondent selection within each household.
- A total of 1,000 interviews were completed, with a response rate of 89 percent in the region. The margin of error is plus or minus 3.1 percent overall. Quotas were set by province to allow for provincial analysis and all 1,000 interviews have been weighted proportionally by province and gender.
- Interviews were conducted December 8 - 15, 2010.

SURVEY METHODOLOGY

- After the data was collected (1,000 interviews), provincial results were weighted in proportion to the Iraqi Kurdistan regional population. For example, Duhok represents 21.8 percent of the registered voters in the Kurdistan region; therefore the 250 interviews collected from Duhok were weighted to 24.8 percent of all interviews. Similar weighting was applied to each province to ensure that data are consistent with actual registered voter estimates and previous surveys.
- Gender in the survey was 56 percent male and 44 percent female. Gender was weighted to reflect the estimated numbers in the Kurdistan region: 51 percent male and 49 percent female.
- Verification was performed on 10 percent of the sample, either by actual observation or through follow-up interviews.
- Figures in charts and tables may not sum to 100 percent due to rounding error; in all cases where Don't know/Refuse to answer rates are more than 10 percent, the information is displayed.
- When results are broken down by province, gender or religion, the percentage of the total sample is displayed.
- The information in this report has been compiled in accordance with international standards for market and social research methodologies.

SURVEY METHODOLOGY

Survey statistics: Sample equals 1,000 interviews

Province	Sample size	Weighted	Margin of error
Duhok	250	218	6.15
Erbil	380	358	5.06
Sulaymaniyah	370	424	5.09

SURVEY METHODOLOGY

Unweighted demographics

Age	Male	Female	Total
18-24	37%	8%	23%
25-31	22%	16%	19%
32-38	17%	18%	18%
39-52	14%	32%	23%
53+	10%	25%	17%
Refused	0%	1%	0%
Don't know	0%	0%	0%

Gender	Percent
Male	56.3
Female	43.7

Location	Percent
City more than 1 million	20.5
City of 250,000-1 million	11.1
City of 50,000-250,000	25.3
Urban less than 50,000	20.8
Rural	22.4

SURVEY METHODOLOGY

Unweighted demographics

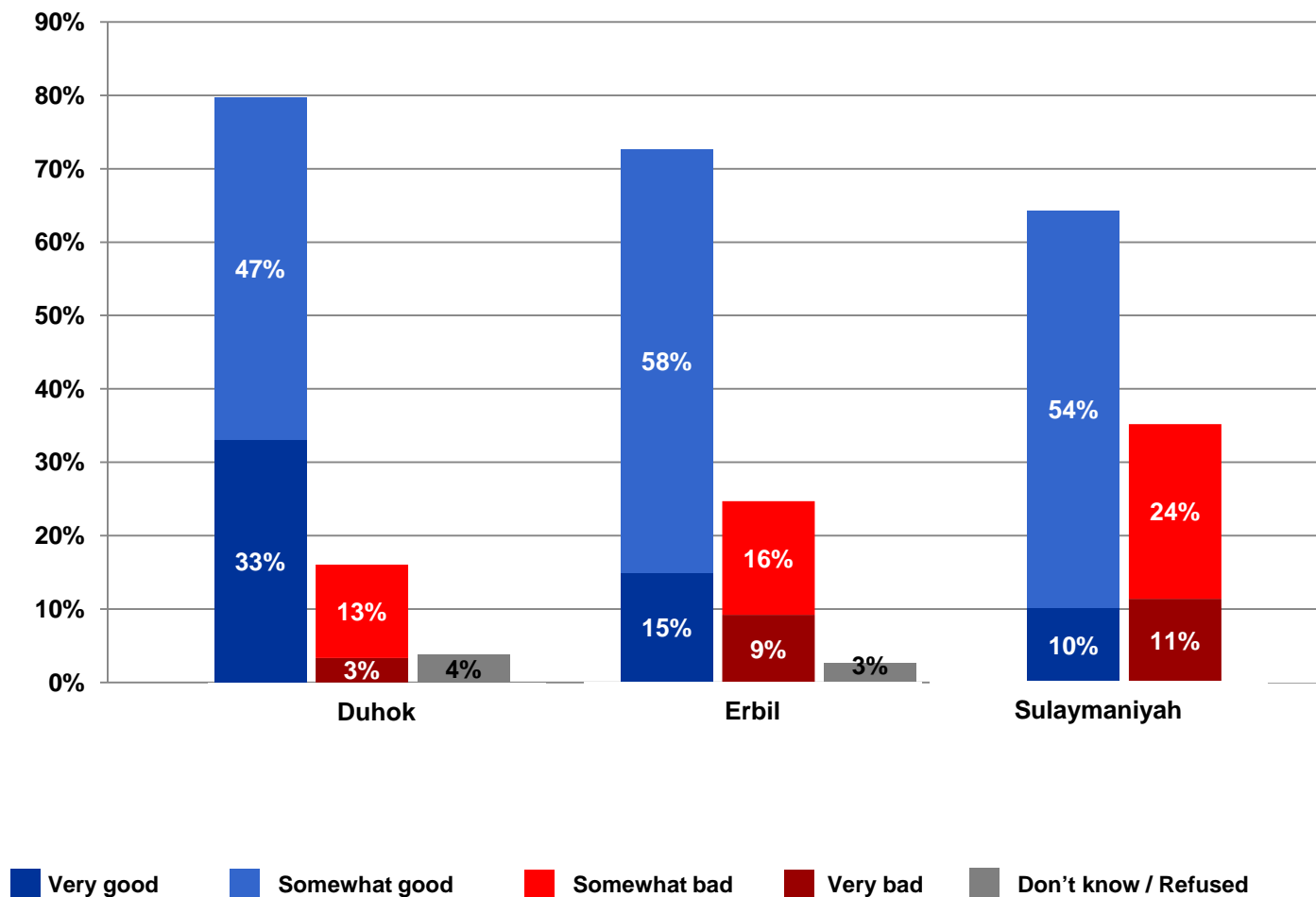
Ethnic group	Percent
Arab	2%
Kurd	96%
Turkmen	1%
Other	1%
Refused	0%
Don't know	1%

Religion	Percent
Sunni Muslim	85%
Shia Muslim	3%
Muslim	11%
Christian	1%
Other	1%

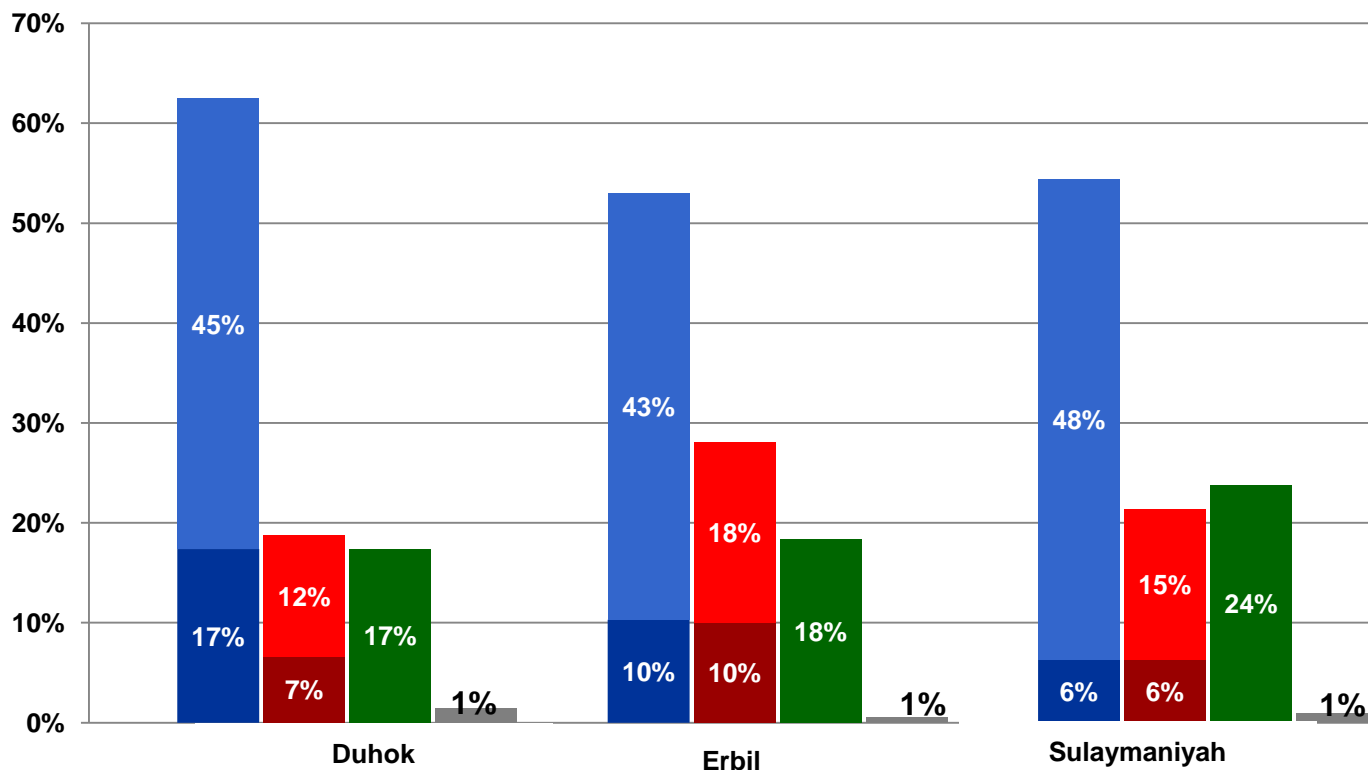
INDICATORS



How would you describe the current economic situation in the Kurdistan region: Is it very good, somewhat good, somewhat bad or very bad?

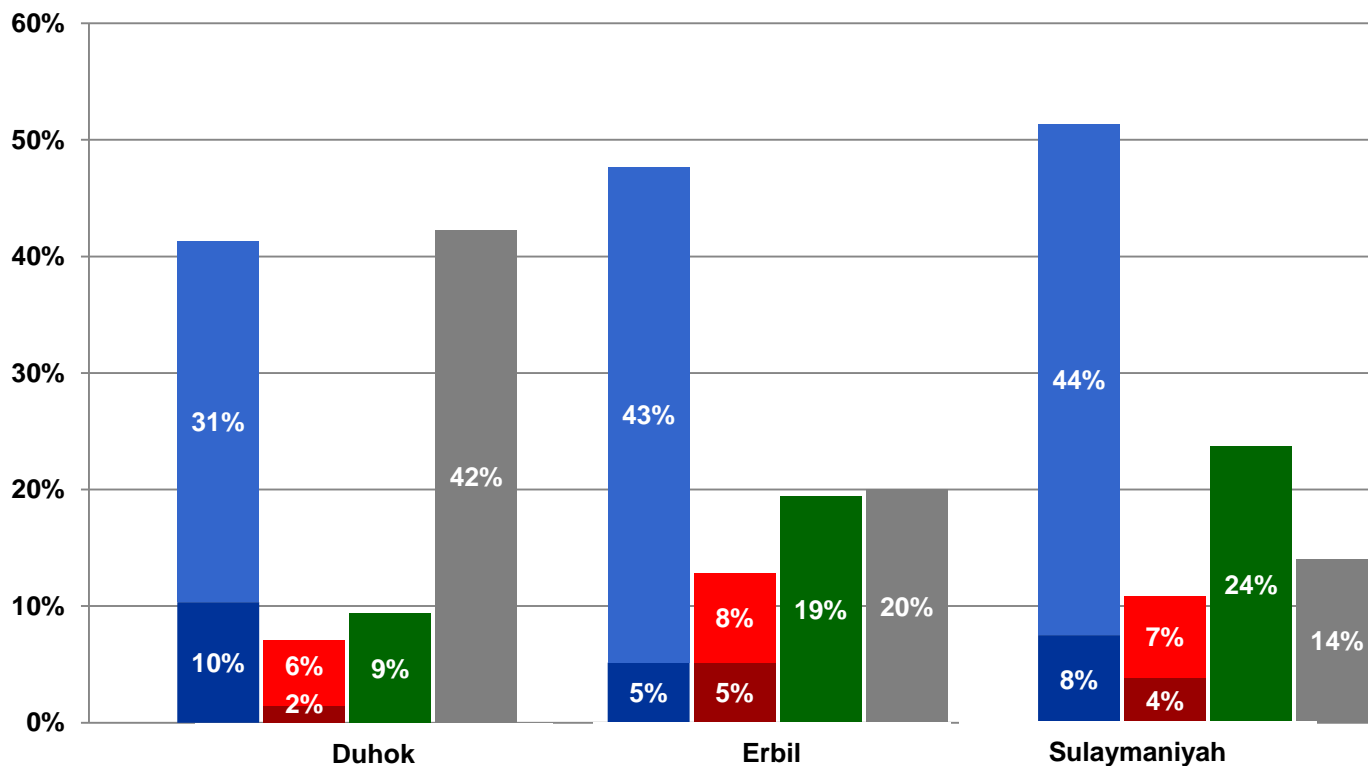


Over the last year, has your household's financial situation: Gotten much better, gotten somewhat better, gotten somewhat worse, gotten much worse or stayed the same?



■ Much better
 ■ Somewhat better
 ■ Much worse
 ■ Somewhat worse
 ■ Same
 ■ Don't know / Refused

**Thinking ahead to next year, do you expect your household's financial situation to:
Get much better, get somewhat better, get somewhat worse, get much worse or
stay the same**

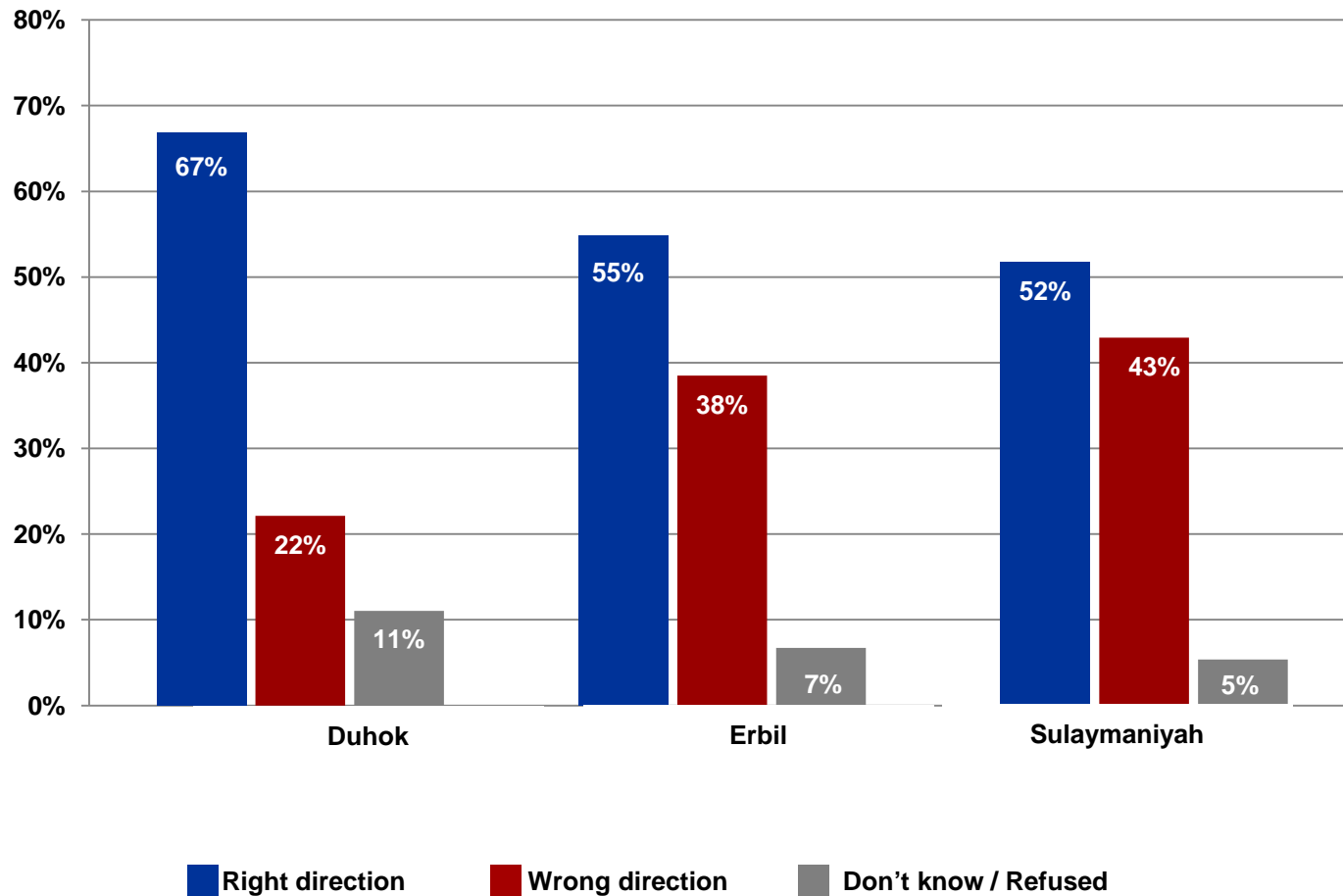


■ Much better
 ■ Somewhat better
 ■ Much worse
 ■ Somewhat worse
 ■ Same
 ■ Don't know / Refused

Now, I am going to read you a list of different types of individuals. Please tell me if that individual's opinion has a strong influence, some influence or has no influence on you and your opinion on current events and politics.

	Strong influence	Some influence	No influence	Don't know / Refused
Government official	16%	23%	50%	11%
Head of household	54%	17%	23%	7%
Political party leader	21%	21%	48%	10%
Union leader	4%	12%	50%	35%
Tribal leader	13%	16%	59%	12%
Religious leader	35%	26%	33%	6%

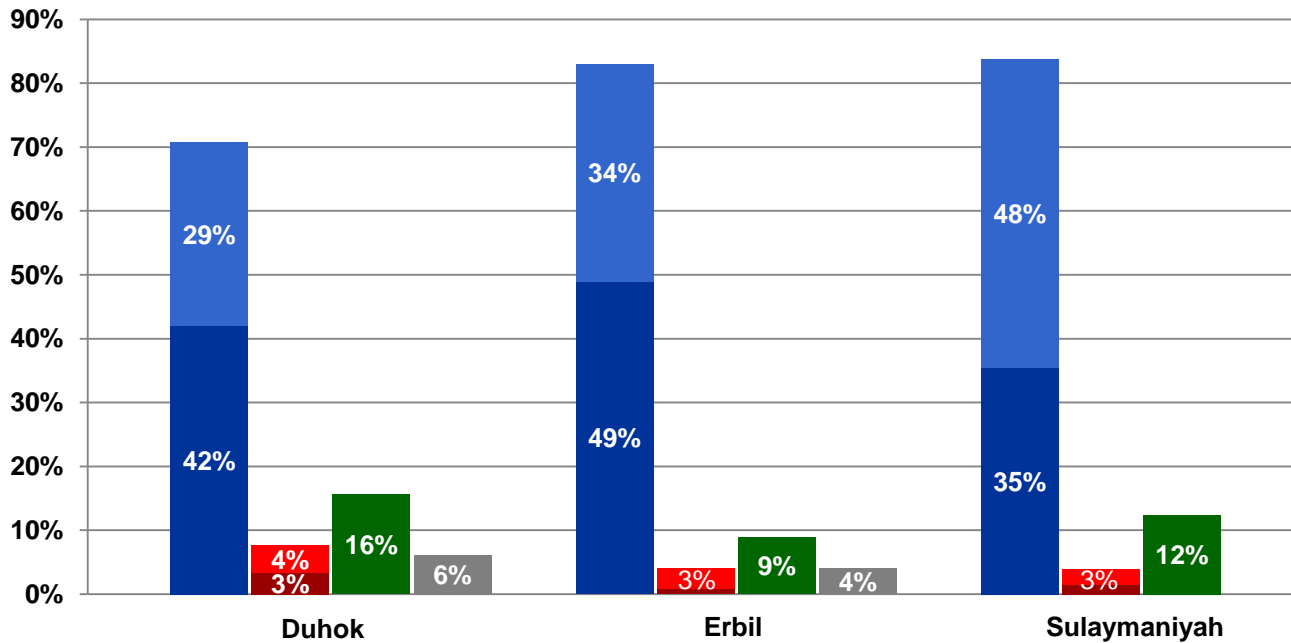
Now thinking about how things are going, not for you personally, but for the Kurdistan region as a whole, how would you say things are going in the region overall these days? Are they going in the right direction or the wrong direction?



Not personally, but in terms of the Kurdistan region, what in your opinion is the single biggest problem facing the region as a whole? What is the second biggest problem?

	First	Second	Combined
Unemployment	27%	21%	48%
Government corruption	25%	14%	39%
Basic services such as water and electricity	19%	15%	34%
Living standards	9%	15%	24%
Wages and salaries	6%	8%	14%
Education	4%	8%	13%
Don't know	4%	8%	12%
Health care	4%	5%	9%
Security	2%	4%	6%
Refused	1%	1%	2%

Over the last year, would you say that security in the Kurdistan region has: **Gotten much better, gotten somewhat better, gotten somewhat worse, gotten much worse or stayed the same?**



■ Much better
 ■ Somewhat better
 ■ Much worse
 ■ Somewhat worse
 ■ Same
 ■ Don't know / Refused

* For Erbil and Sulaymaniyah – Much worse equals <1%

How much do you trust each of the following to protect your neighborhood, would you say a great deal, a fair amount, only a little or not at all?

	A great deal	A fair amount	Only a little	Not at all	Don't know / Refused
Assayish	65%	27%	2%	3%	3%
Peshmerga	58%	28%	6%	6%	3%
U.S. Forces	13%	18%	17%	38%	14%
Iraqi National Police	9%	19%	16%	38%	17%
Iraqi National Army	8%	20%	15%	38%	18%
Other local militias	7%	11%	8%	49%	25%

Assayish and Peshmerga are Kurdish security forces.

ISSUES



Now I am going to read a list of issues and for each one please tell me whether you feel that the situation has gotten better, gotten worse, or stayed the same over the last year.

	Much better	Somewhat better	Same	Somewhat worse	Much worse	Don't know
Security	42%	36%	16%	3%	0%	3%
Services like sewage and water, etc.	22%	41%	19%	8%	7%	3%
Electricity	18%	41%	13%	20%	7%	1%
Health care	17%	37%	22%	10%	11%	4%
Education	16%	36%	19%	12%	12%	5%
Wages and salaries	5%	28%	38%	9%	7%	13%
Unemployment	4%	15%	24%	24%	30%	4%
Government corruption	3%	18%	25%	18%	23%	12%

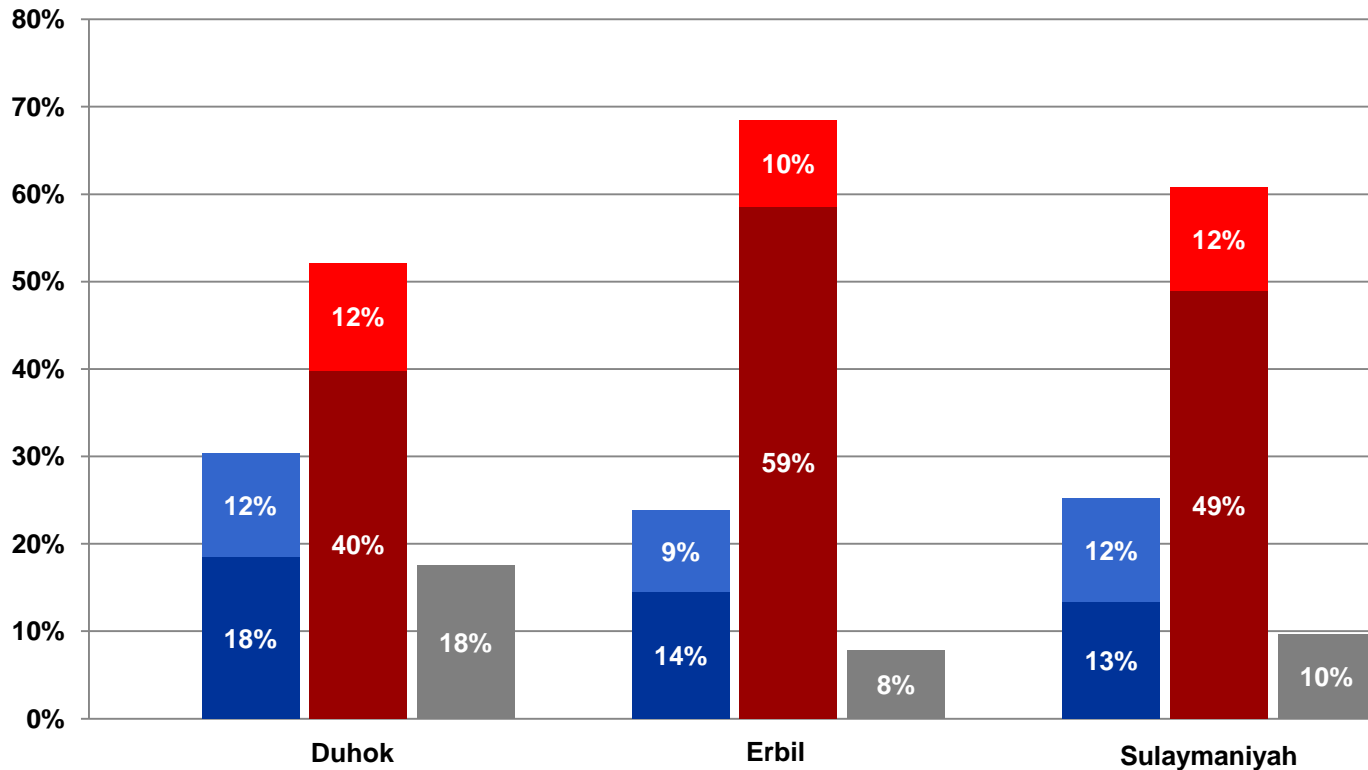
If you have a problem regarding conditions in your area, where would you go first for assistance? Go second?

	Go first			Go second		
	Duhok	Erbil	Sulaymaniyah	Duhok	Erbil	Sulaymaniyah
Local / municipal council	8%	51%	35%	4%	10%	10%
Provincial council	12%	12%	13%	8%	24%	12%
Kurdistan region government officials	25%	15%	25%	12%	23%	17%
Other	45%	6%	21%	61%	13%	37%
Refused	3%	1%	1%	2%	3%	1%
Don't know	9%	14%	5%	12%	27%	22%

If you could give your own practical advice about the single best way to improve public services in your area, what advice would you give?

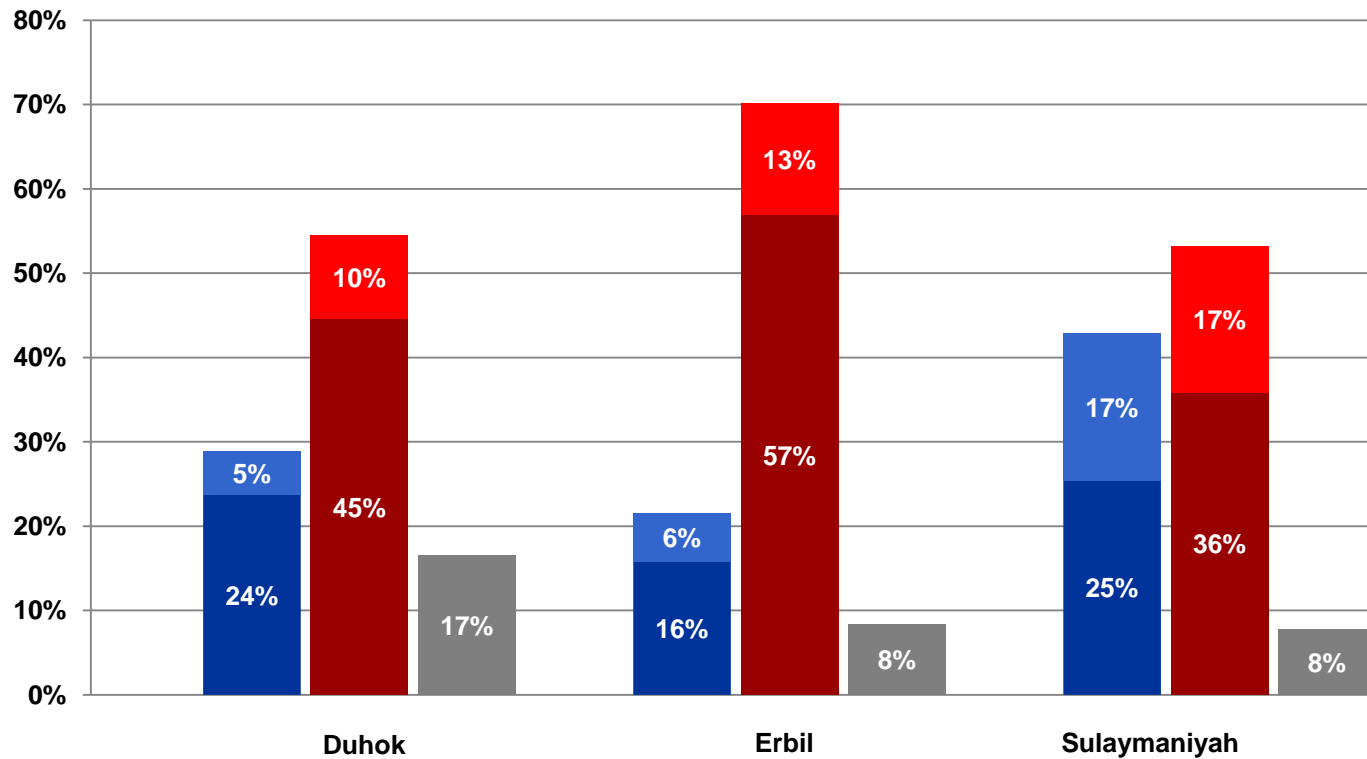
Ways to improve services	Percentage of responses
Improve road / traffic flow / checkpoints	15%
Provide more electricity / generators	14%
Improve health / hospitals / ambulances and other medical services	13%
Less bureaucracy / corruption	11%
Repair water / sewer pipes and equipment	11%
Offer better personal access to local / ministry officials	3%
Other	21%
Refused	1%
Don't know	10%

Most of Iraq's oil revenues should go to the central government, not to the provinces. Do you agree strongly, agree somewhat, disagree somewhat or disagree strongly with this statement?



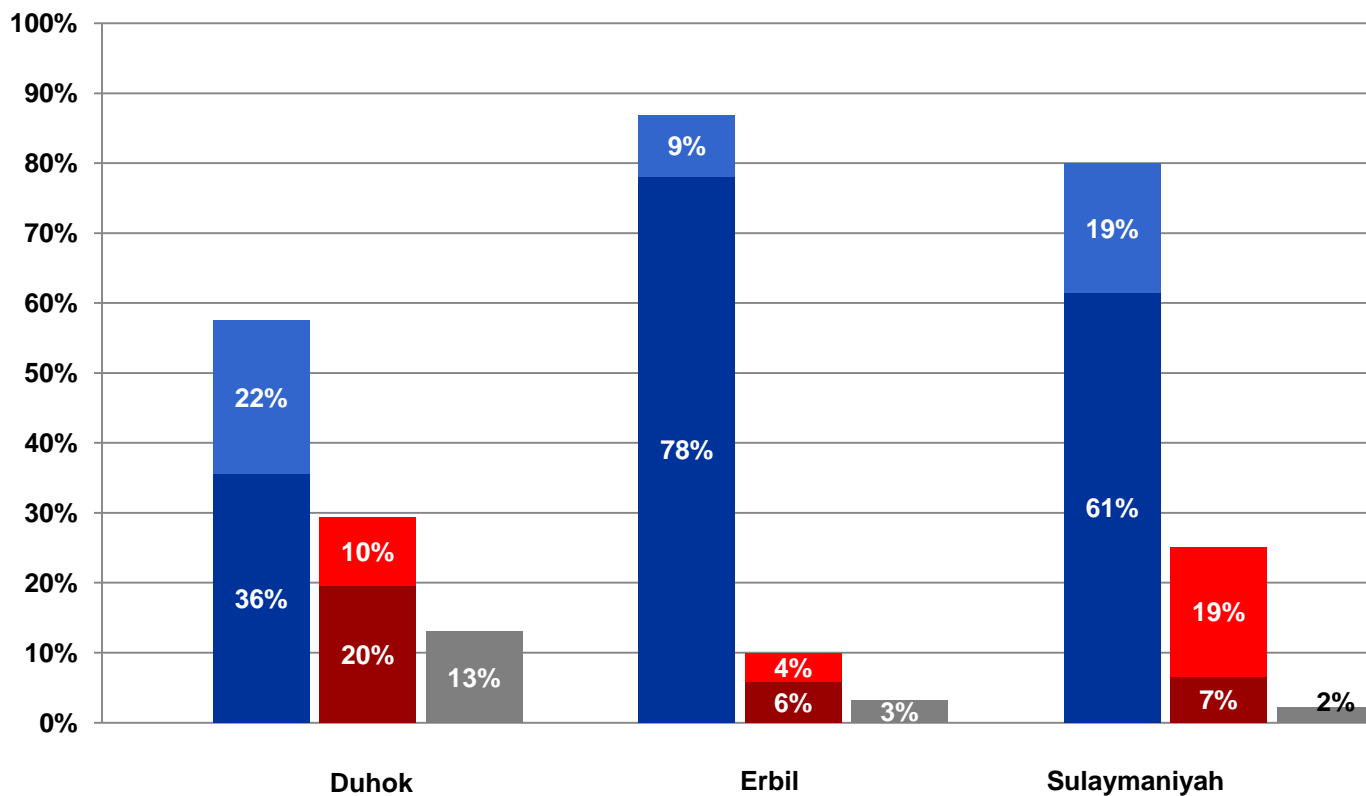
■ Agree strongly
 ■ Agree somewhat
 ■ Disagree somewhat
 ■ Disagree strongly
 ■ Don't know / Refused

Would you prefer that the provincial council was stronger, or the Kurdistan Regional Government was stronger?



■ Strongly prefer provincial
 ■ Somewhat prefer provincial
 ■ Strongly prefer regional
 ■ Somewhat prefer regional
 ■ Don't know / Refused

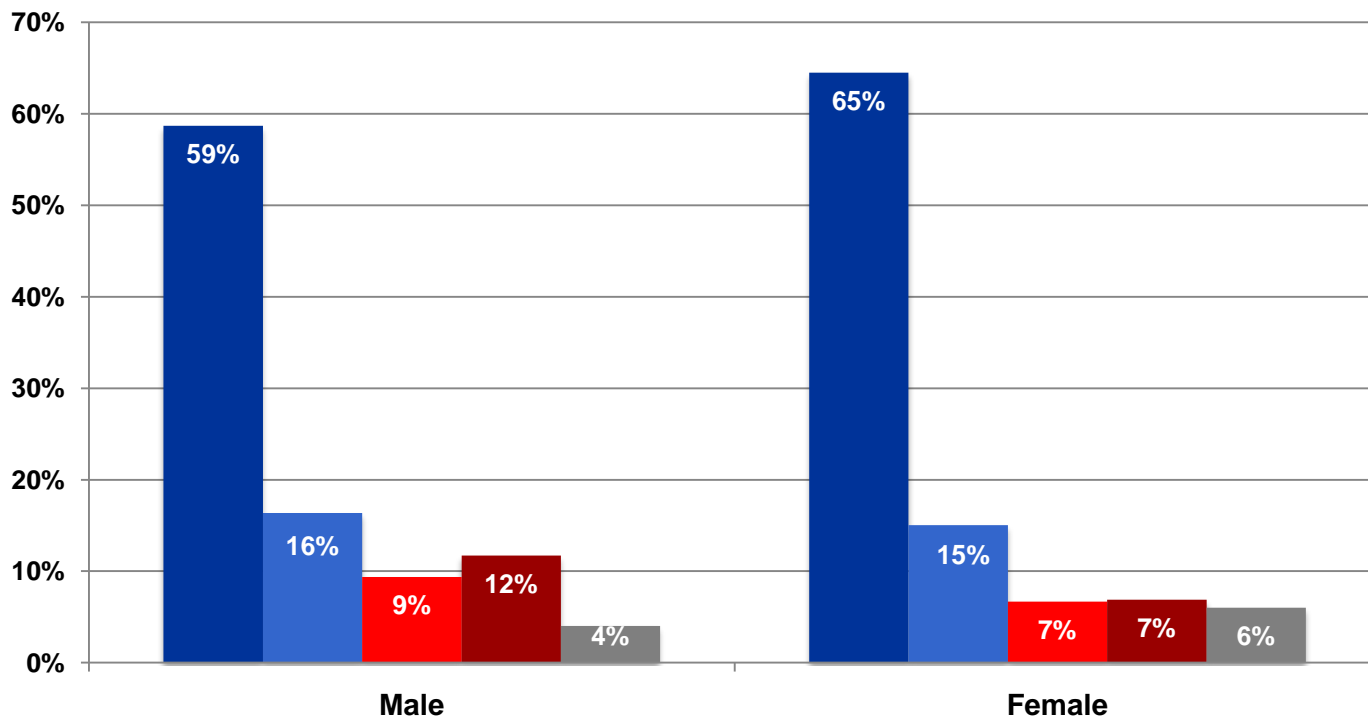
Thinking of Iraq's political life, would you prefer that politics be based on religion or on secularism?



Strongly prefer religion **Somewhat prefer religion** **Somewhat prefer secularism** **Strongly prefer secularism** **Don't know / Refused**

Thinking of Iraq's political life, would you prefer that politics be based on religion or on secularism?

(Gender)



Strongly prefer religion Somewhat prefer religion Somewhat prefer secularism Strongly prefer secularism Don't know/Refused

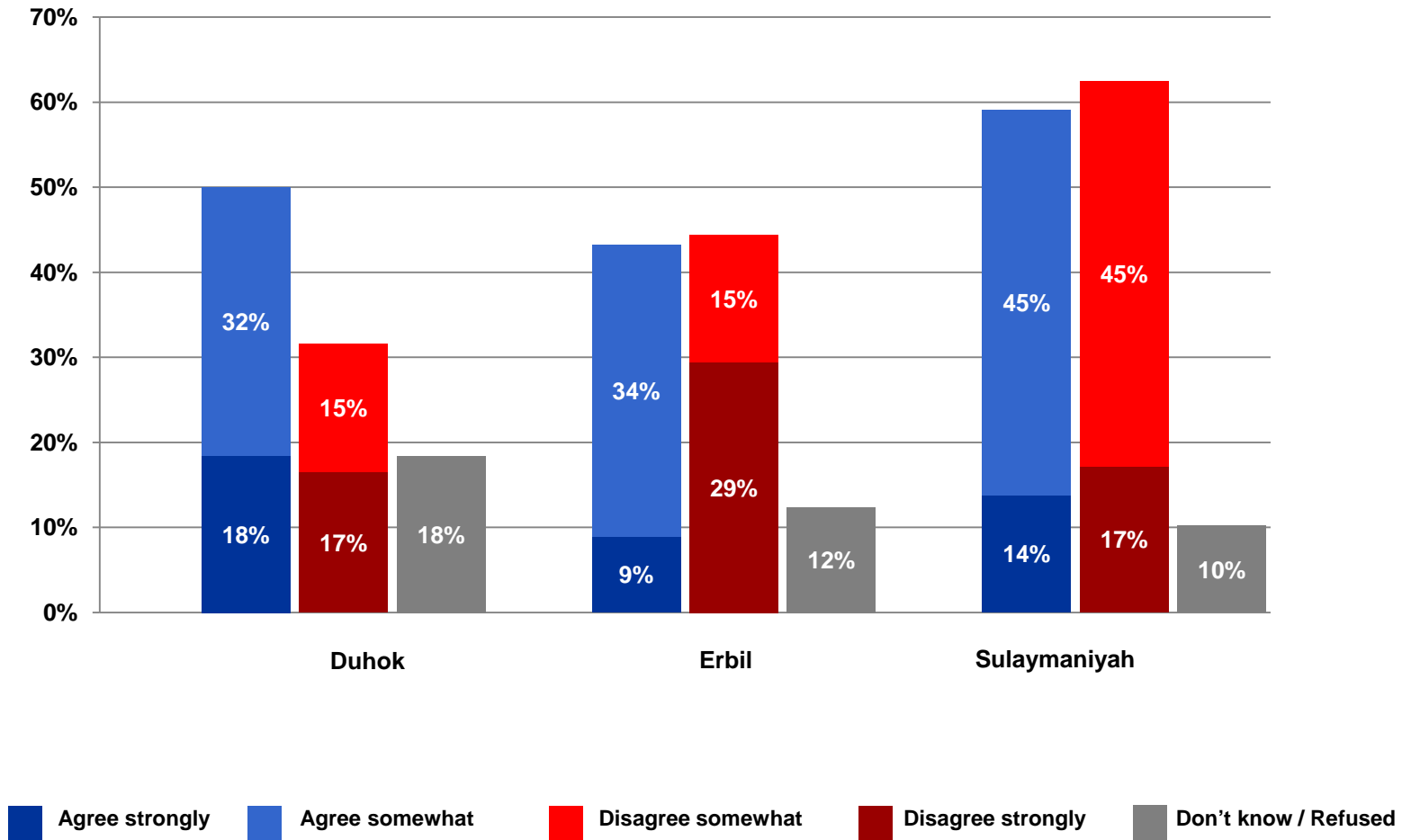
I would like to ask you about your impressions of the following government entities. Do you approve, somewhat approve, somewhat disapprove or disapprove of the following:

	Approve	Somewhat approve	Somewhat disapprove	Disapprove	Refused	Don't know
Peshmerga	53%	33%	2%	5%	1%	7%
Kurdistan Regional Government	46%	38%	5%	5%	0%	5%
Your provincial council	29%	39%	6%	11%	1%	13%
Iraqi Council of Representatives	13%	29%	12%	19%	1%	26%
Iraqi National Government	13%	32%	14%	23%	1%	18%
Iraqi National Army	13%	28%	13%	26%	2%	19%
Iraqi National Police	13%	29%	14%	24%	1%	20%

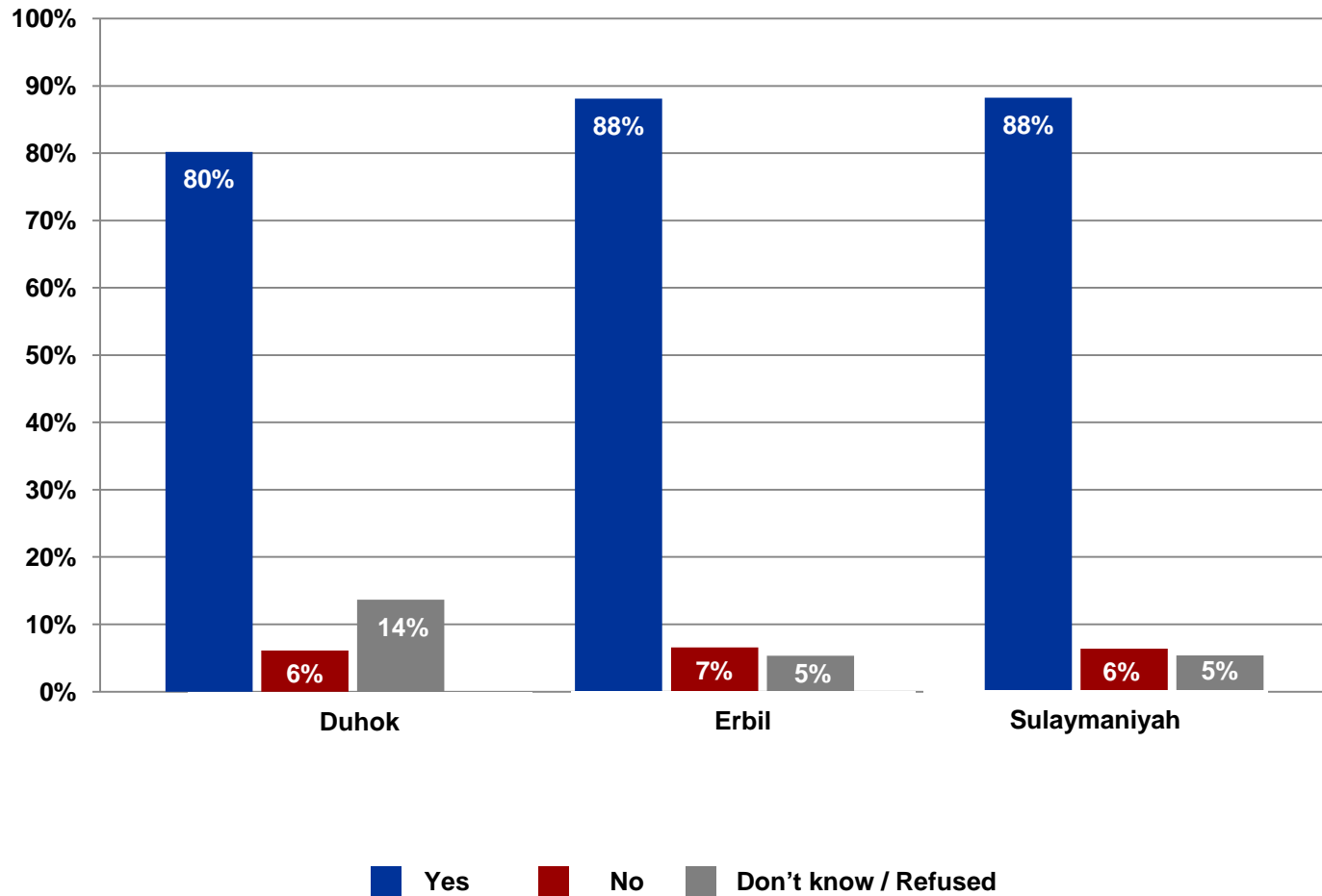
I would like to ask you about your impressions of the following persons concerning the job they are doing as an elected official. Do you approve, somewhat approve, somewhat disapprove or disapprove of the following:

	Approve	Somewhat approve	Somewhat disapprove	Disapprove	Refused	Don't know
Prime Minister	35%	34%	5%	7%	1%	18%
Ministry of Peshmerga	27%	35%	3%	7%	1%	27%
Ministry of Health	21%	37%	9%	9%	1%	23%
Ministry of Martyrs	20%	32%	7%	10%	1%	30%
Ministry of Natural Resources	20%	31%	8%	15%	1%	26%
Ministry of Education	19%	33%	8%	16%	1%	23%
Deputy Prime Minister	19%	30%	5%	11%	1%	34%
Ministry Electricity	16%	38%	10%	14%	1%	21%
Ministry of Higher Education	16%	28%	7%	11%	1%	37%
Ministry of Municipalities	12%	23%	9%	17%	1%	37%
Ministry of Finance	12%	31%	11%	17%	1%	28%
Ministry of Planning	11%	23%	8%	20%	2%	37%
Ministry of Trade	10%	23%	8%	20%	1%	37%

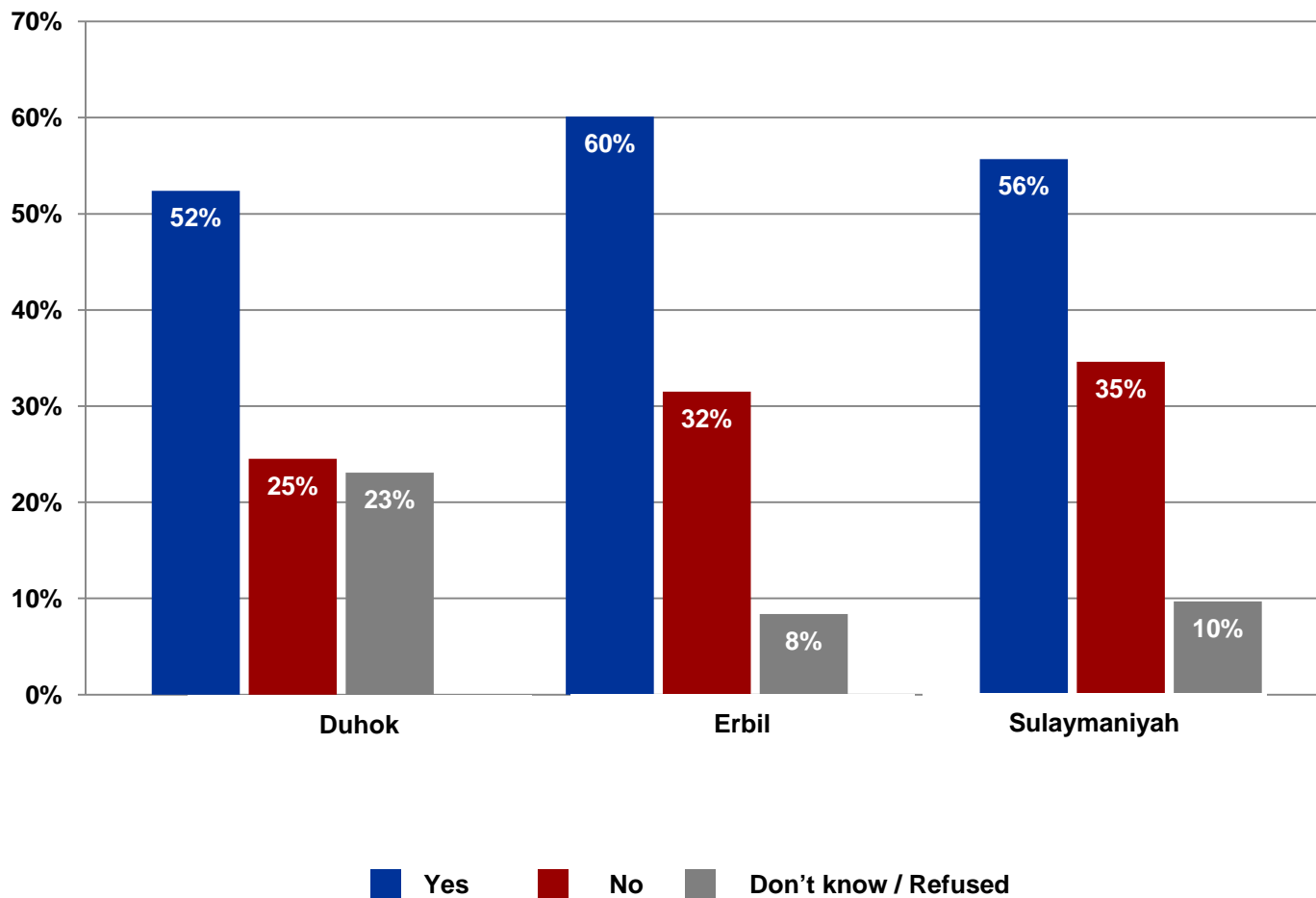
Thinking now about members of the Kurdistan region's parliament, who represent you and your family, would you say that they are listening to the needs of the people?



Do you think that corruption is a serious problem in the Kurdistan region?



Do you think that the Kurdistan government is making progress in ending corruption?



In the past year, how often, if ever, have you had to do a favor, give a gift or pay a bribe to a government official in order to get services or a document that the government is supposed to provide for free?

	Duhok	Erbil	Sulaymaniyah
More than 5 times	7%	9%	8%
3 to 5 times	2%	8%	6%
1 or 2 times	3%	11%	13%
Never	80%	68%	69%
Don't know / Refused	8%	5%	4%

Please tell me for each one whether you believe it is a significant problem, somewhat of a problem, not really a problem or not a problem at all.

	Significant problem	Somewhat of a problem	Not really a problem	Not a problem at all	Refused	Don't know
Nepotism	81%	10%	2%	3%	0%	4%
Political parties placing workers in government positions	76%	11%	2%	2%	1%	8%
The wrong person in the wrong position	80%	10%	2%	1%	0%	7%
No accountability in government	77%	12%	2%	1%	1%	8%
Not implementing the law	79%	14%	2%	2%	0%	4%
Bribes and kick-backs	83%	11%	1%	1%	0%	4%
Lack of an organized plan for ministries	73%	12%	2%	1%	1%	12%

PROVINCIAL ISSUES



Not personally, but in terms of your province, what in your opinion is the single biggest problem facing it as a whole?

	Duhok	Erbil	Sulaymaniyah	Kurdistan Region
Unemployment	28%	27%	32%	29%
Government corruption	7%	19%	30%	20%
Basic services such as water and electricity	26%	19%	14%	19%
Living standards	12%	8%	10%	10%
Wages and salaries	8%	9%	4%	7%
Health care	4%	7%	4%	5%
Education	5%	5%	1%	4%
Security	1%	3%	2%	3%
Don't know/ Refused	8%	3%	2%	4%

Not personally, but in terms of your province, what in your opinion is the single biggest problem facing it as a whole?

(Gender)

	Male	Female
Unemployment	29%	30%
Government corruption	24%	16%
Basic services such as water and electricity	18%	18%
Living standards	9%	12%
Wages and salaries	6%	8%
Health care	5%	5%
Education	4%	3%
Security	2%	3%
Don't know / Refused	3%	5%

Duhok: Who do you think is responsible for the current situation with regard to these issues?

Duhok	Electricity	Security	Unemployment	Government corruption	Wages and salaries	Services like water, sewages, etc.	Education
Prime Minister of Iraq	13%	6%	5%	6%	8%	5%	4%
Prime Minister of the Kurdistan Regional Government	6%	10%	7%	6%	7%	4%	7%
Kurdistan Parliament	3%	5%	6%	4%	6%	3%	5%
Your provincial council	7%	3%	5%	5%	2%	12%	4%
Your governor	39%	34%	48%	47%	46%	42%	49%
Your district council	1%	2%	1%	1%	1%	3%	1%
Refused	0%	5%	0%	1%	0%	0%	0%
Don't know	30%	36%	28%	30%	30%	30%	29%

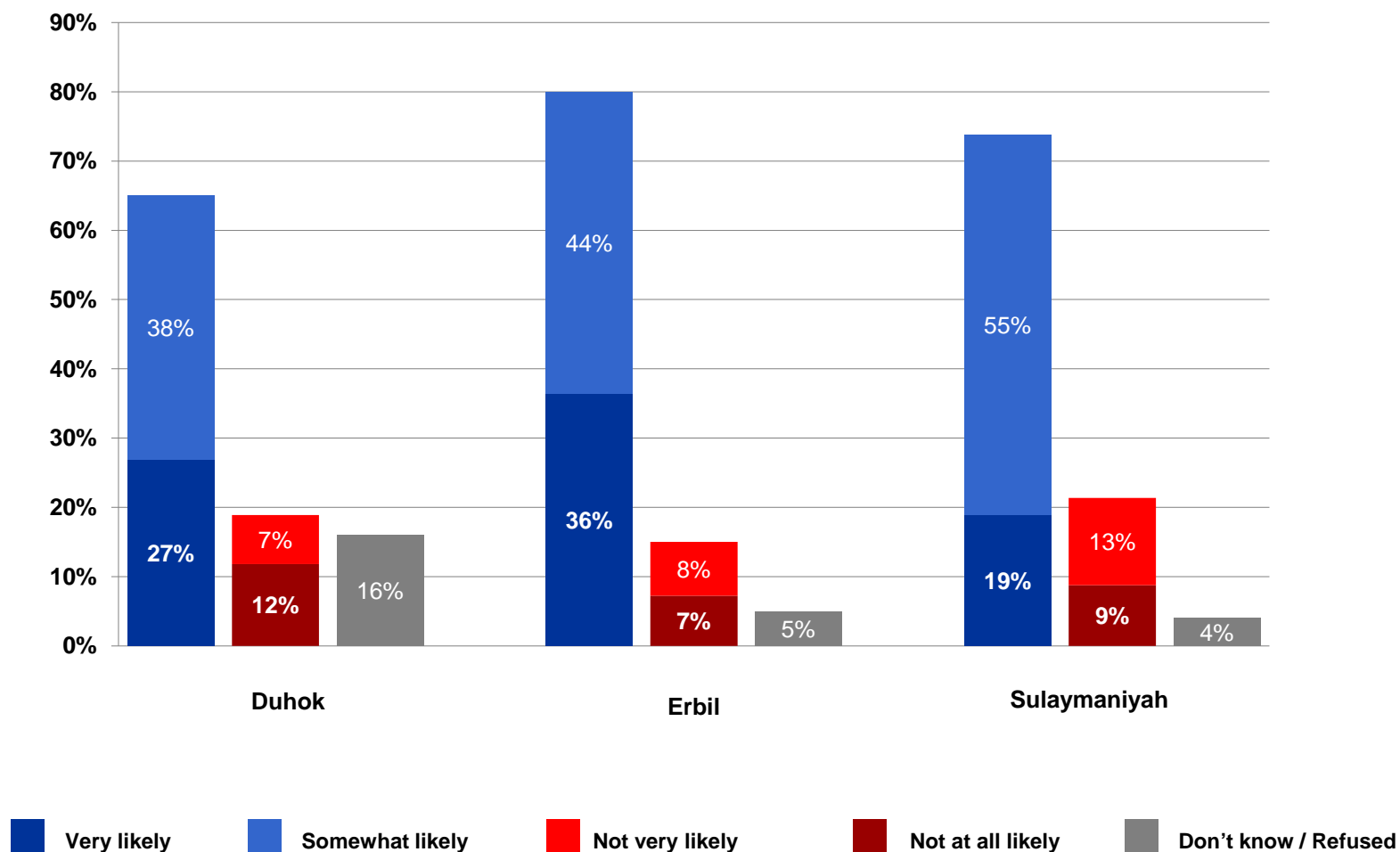
Erbil: Who do you think is responsible for the current situation with regard to these issues?

Erbil	Electricity	Security	Unemployment	Government corruption	Wages and salaries	Services like water, sewages, etc.	Education
Prime Minister of Iraq	10%	14%	6%	5%	9%	3%	5%
Prime Minister of the Kurdistan Regional Government	42%	47%	67%	65%	64%	46%	57%
Kurdistan Parliament	6%	4%	9%	11%	10%	3%	9%
Your provincial council	7%	3%	3%	0%	2%	11%	1%
Your governor	5%	2%	1%	1%	0%	9%	2%
Your district council	1%	1%	1%	1%	0%	5%	1%
Refused	9%	9%	3%	3%	3%	9%	10%
Don't know	19%	19%	11%	13%	12%	14%	17%

Sulaymaniyah: Who do you think is responsible for the current situation with regard to these issues?

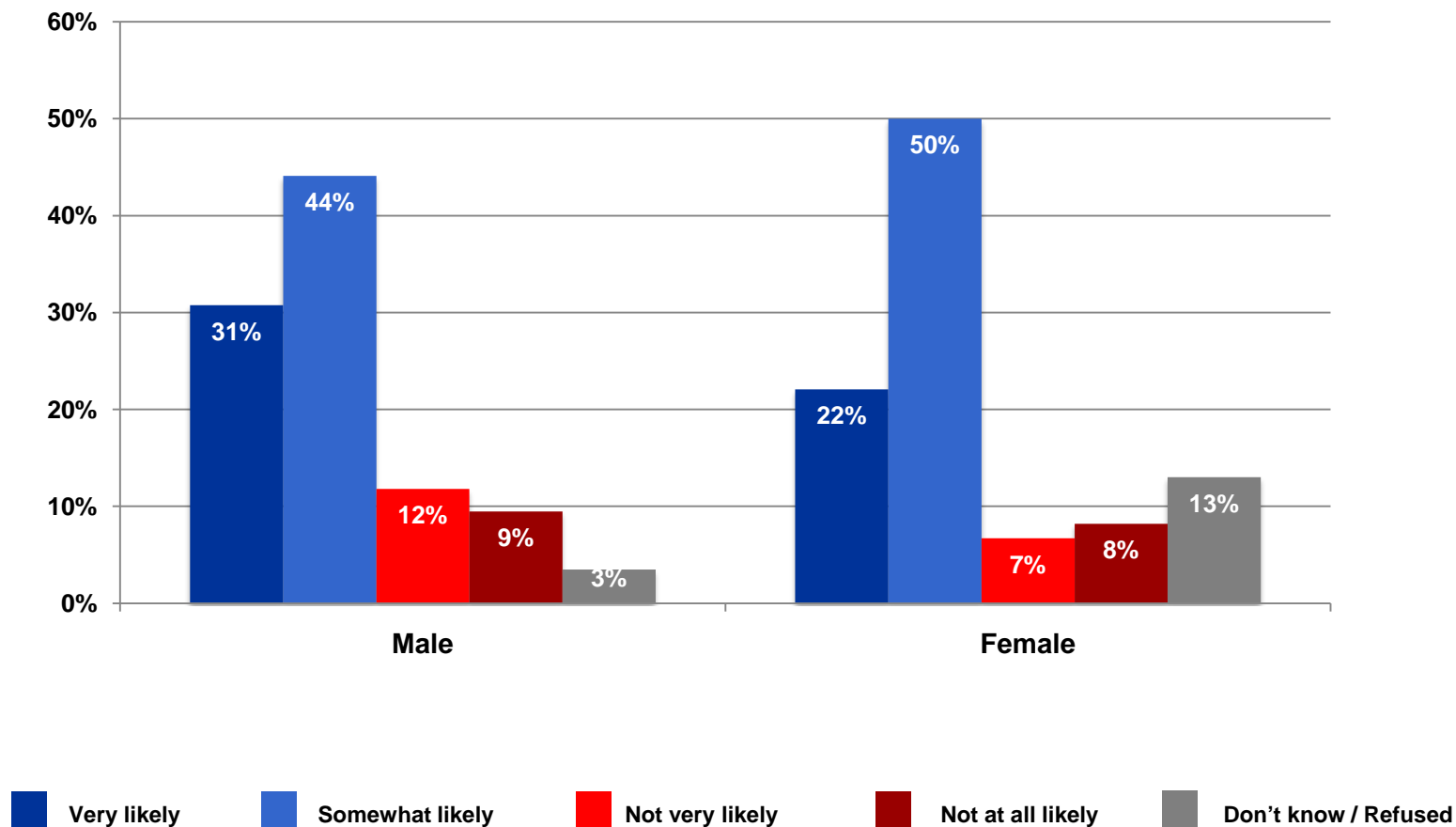
Sulaymaniyah	Electricity	Security	Unemployment	Government corruption	Wages and salaries	Services like water, sewages, etc.	Education
Prime Minister of Iraq	6%	3%	4%	5%	7%	3%	3%
Prime Minister of the Kurdistan Regional Government	66%	73%	77%	75%	71%	56%	77%
Kurdistan Parliament	6%	5%	8%	8%	11%	4%	8%
Your provincial council	6%	4%	2%	1%	2%	15%	2%
Your governor	3%	2%	1%	1%	0%	8%	1%
Your district council	4%	2%	1%	1%	2%	8%	2%
Refused	2%	2%	2%	2%	2%	2%	2%
Don't know	6%	7%	5%	6%	5%	5%	5%

In your opinion, how likely is it that your provincial council or regional government will improve conditions in your area in terms of basics services, jobs and security?

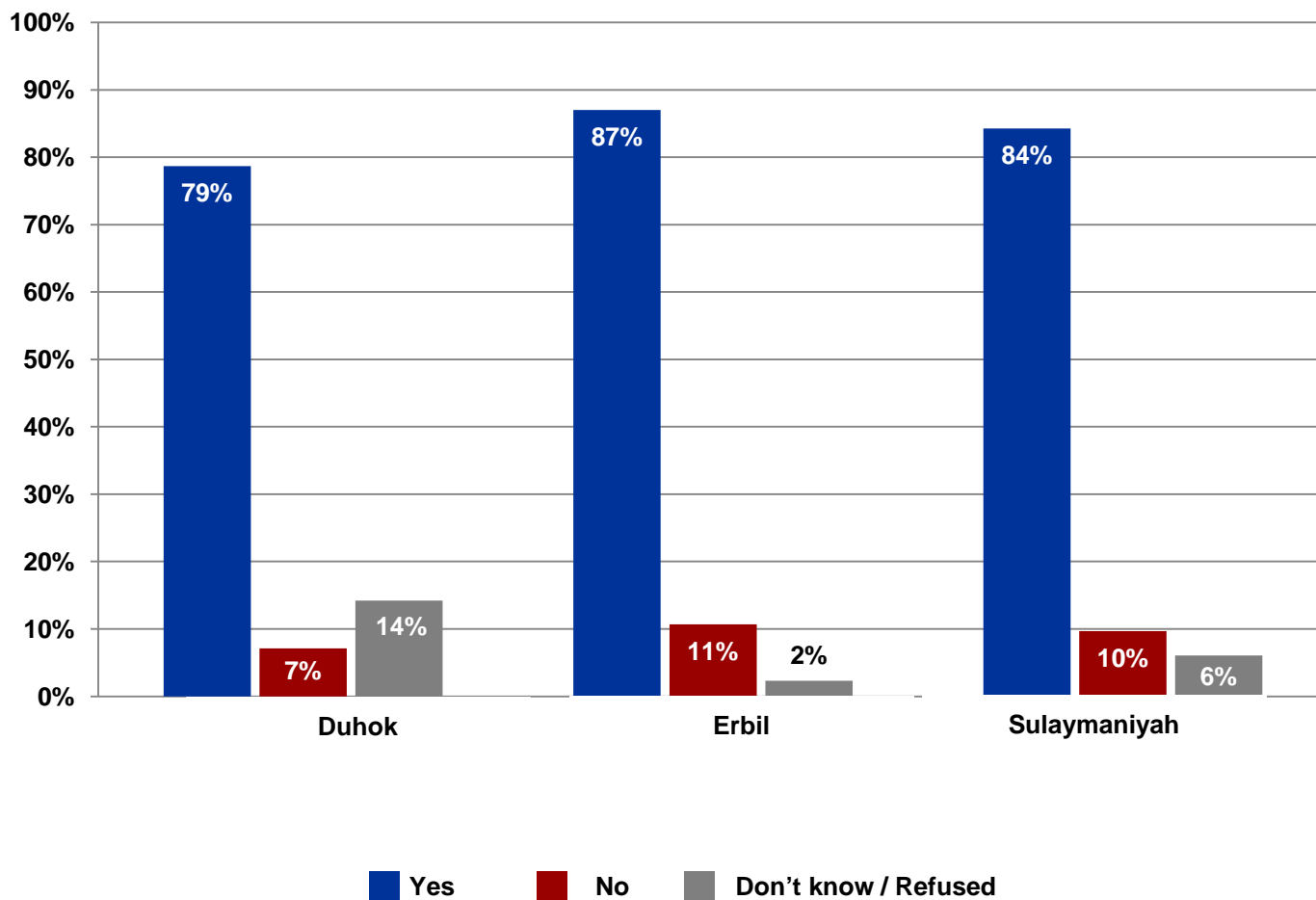


In your opinion, how likely is it that your provincial council or regional government will improve conditions in your area in terms of basics services, jobs and security?

(Gender)



Do you support your provincial council handling basic services, like water, sewage, electricity, garbage collection and roads, instead of the regional government?



MEDIA



Where are you most likely to get your local news and information?

	Duhok	Erbil	Sulaymaniyah	Total
Television	48.5%	65.5%	82.5%	69.2%
Rumors and public places	18.7%	7.3%	7.2%	9.6%
Radio	10.6%	7.9%	3.7%	6.7%
Newspaper	4.5%	7.9%	3.5%	5.3%
Internet	3.0%	2.9%	0.2%	1.8%
Mosque	1.5%	0.6%	0.2%	0.6%
Other	0.5%	0.6%	0%	0.3%
Don't know	8.6%	5.8%	1.5%	4.6%
Refused	4.0%	1.5%	1.2%	1.9%

What is the name of your favorite television station?

	Duhok	Erbil	Sulaymaniyah	Kurdistan region
KurdSat	5%	12%	27%	16%
Kurdistan TV	34%	10%	3%	14%
Speda	1%	14%	8%	9%
KNN	0%	3%	10%	5%
Zagros	4%	6%	4%	5%
Gali Kurdistan	1%	4%	7%	4%
Poyam	0%	3%	6%	3%
Al Sharqiya	3%	0%	0%	1%
Al-Moselya	0%	1%	0%	1%
Al-Rafideen	0%	1%	0%	1%
Other	32%	32%	12%	24%
Refused	2%	3%	3%	3%
Don't know	13%	10%	20%	14%

What is the name of your favorite newspaper?

	Duhok	Erbil	Sulaymaniyah	Total
<i>Hawlati</i>	0%	4.6%	10.4%	6.1%
<i>Kurdistani Nwe</i>	0.9%	3.2%	8.0%	4.7%
<i>Khabot</i>	2.4%	6.6%	1.7%	3.6%
<i>Livin</i>	0.5%	4.6%	2.7%	2.9%
<i>Gulan</i>	0%	3.5%	2.2%	2.2%
<i>Rudaw</i>	0.5%	3.5%	1.2%	1.9%
<i>Awene</i>	0%	0.6%	3.4%	1.6%
<i>Rozhnama</i>	0.5%	1.2%	0.5%	0.7%
<i>Al-Sabah</i>	1.4%	0.6%	0.2%	0.6%
<i>Al-Zaman</i>	0.9%	0.6%	0.5%	0.6%
Other	36.3%	17.6%	6.3%	16.9%
Refused	9.9%	4.3%	7.0%	6.7%
Don't know	46.7%	48.4%	55.1%	50.9%

Where do you access the Internet most often?

	Duhok	Erbil	Sulaymaniyah
Home	20%	26%	7%
Work	5%	12%	5%
School	0%	1%	0%
Mobile phone	5%	5%	2%
Other	3%	2%	2%
Refused	4%	10%	24%
Don't know	63%	45%	58%



International Republican Institute
1225 Eye Street N.W.
Washington, DC 20005
www.iri.org

PECHTER
MIDDLE EAST
POLLS

Pechter Middle East Polls
66 Witherspoon Street
Princeton, NJ 08542
www.pechterpolls.com

