



National Survey of Public Opinion in Iraq

September 1-7, 2012

Survey Methodology



SURVEY METHODOLOGY

- Interviews were conducted September 1-7, 2012.
- Data collection was performed by trained employees of the International Republican Institute (IRI). The sample frame was based on the latest population estimates by the Iraq Central Organization for Statistics and Information Technology and a 2007-2008 United Nations World Food Program survey. Consultative guidance on fieldwork and analysis was provided by Pechter Polls of Princeton, New Jersey.
- The target population was adults age 18 years and older. All 18 provinces of Iraq were polled.
- A stratified multi-stage sample procedure was used for interviewing. Population within provinces was broken down by districts and geography (urban/rural). Quotas were set by district and by geography within each district.
- Sample starting points were chosen within districts based by either going to the center of the mahala or to the largest mosque and dropping a pen or pencil on the ground and spinning it. The direction the pen/pencil pointed toward was the direction that the interviewing started. Every fourth dwelling on the left side of the nearest street was sampled until the quota was met. The last birthday method or Kish table method was used for actual respondent selection within each household.
- A total of 3,000 interviews were completed, with a response rate of 79.68 percent nationally. The margin of error is plus or minus 1.79 percent overall. Quotas were set by province to allow for provincial analysis and all 3,000 interviews have been weighted proportionally by province and gender.

SURVEY METHODOLOGY

- **After the data was collected (3,000 interviews), provincial results were weighted in proportion to the national population. For example, Anbar represents 4.2 percent of the registered voters in Iraq; therefore the 126 interviews collected from Anbar were weighted to be 4.2 percent of the entire amount of interviews. Similar weighting was applied to each province to ensure that data are consistent with actual registered voter estimates and previous surveys.**
- **Gender in the survey was 58 percent male and 42 percent female. Gender was weighted to reflect the estimated numbers in Iraq: 51 percent male and 49 percent female.**
- **In addition, weighting was applied to the Arab Shia, Arab Sunni and Kurd samples to reflect their estimated numbers in the population: 63 percent; 15 percent and 19 percent respectively.**
- **Verification was performed on 10 percent of the sample, either by actual observation or through follow-up interviews.**
- **Figures in charts and tables may not sum to 100 percent due to rounding error or non-responses to a specific question; in all cases where don't know or refuse to answer rates are more than 10 percent, the information is displayed.**
- **When results are broken down by province, gender or religion, the percentage of the total sample is displayed.**
- **The information in this report has been compiled in accordance with international standards for market and social research methodologies.**

SURVEY METHODOLOGY

Unweighted demographics

Province	Sample size	Percent of total sample	Weighted sample	Margin of error %
Anbar	146	4%	126	8.11
Babil	167	5%	153	7.58
Baghdad	695	24%	729	3.72
Basra	232	8%	234	6.43
Dahuk	74	3%	90	11.39
Dhi-Qar	163	5%	159	7.68
Diyala	116	4%	132	9.1
Erbil	149	5%	147	8.03
Karbala	92	3%	90	10.22
Kirkuk	125	4%	126	8.77
Maysan	85	3%	90	10.63
Muthanna	67	2%	60	11.97
Najaf	117	4%	111	9.06
Ninawa	296	9%	270	5.7
Qadisiya	100	3%	99	9.8
Salahhadin	129	4%	111	8.63
Sulaymaniya	137	6%	174	8.37
Wasit	110	3%	102	9.34

SURVEY METHODOLOGY

Unweighted demographics

Age	Male	Female	Total
18-24	33%	10%	23%
25-31	34%	16%	26%
32-38	16%	15%	16%
39-52	12%	37%	23%
53+	4%	21%	11%
Refused to answer	0%	1%	1%

Gender	Percent
Male	58%
Female	42%

Location	Percent
City more than 1 million	21%
City of 250,000-1 million	12%
City of 50,000-250,000	21%
Urban less than 50,000	14%
Rural	32%

SURVEY METHODOLOGY

Unweighted demographics

Ethnic group	Percent
Arab	78%
Kurd	17%
Turkmen	3%
Assyrian	1%
Other	1%

Religious group	Percent
Sunni Muslim	38%
Shia Muslim	53%
Christian	2%
Other	3%
Refused to answer	4%

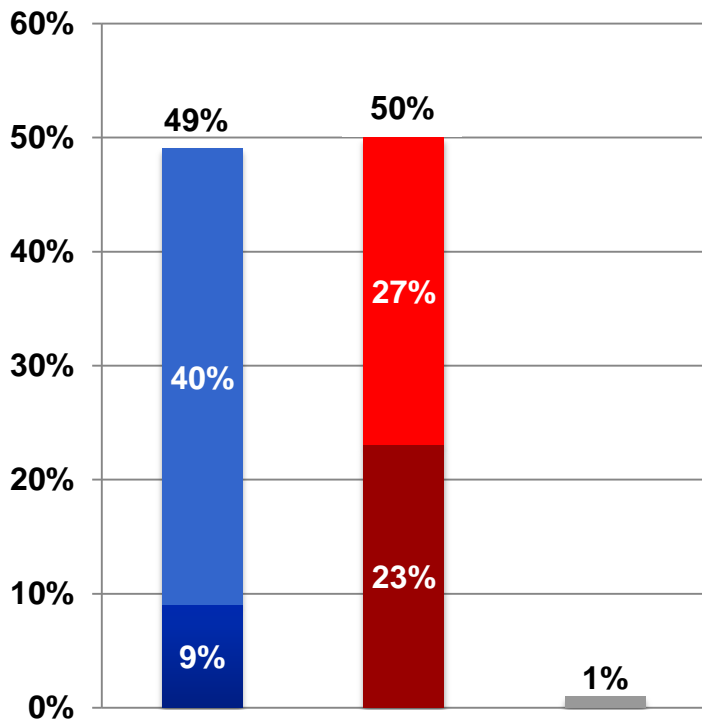
Indicators



How would you describe the current economic situation in Iraq: Is it very good, somewhat good, somewhat bad or very bad?

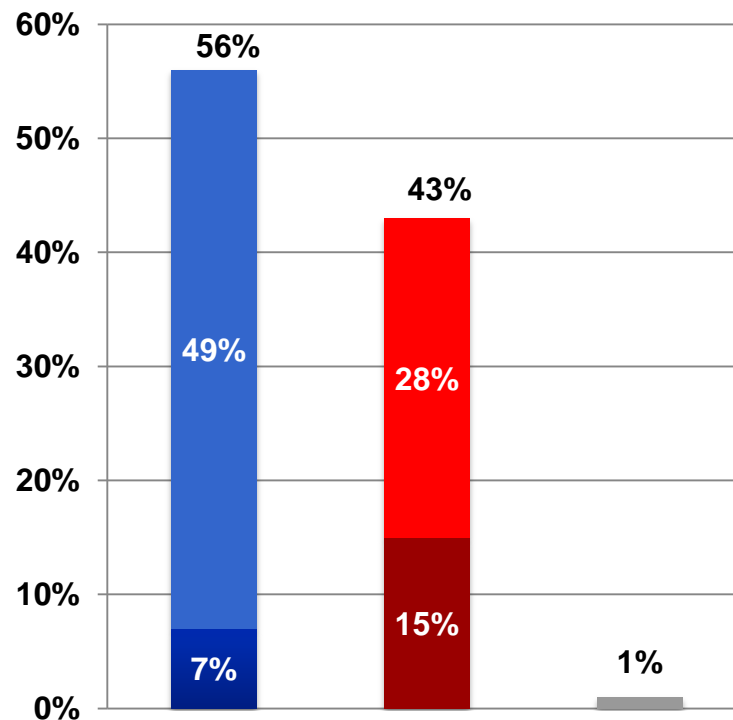
October 2010

N=2,990



September 2012

N=3,000



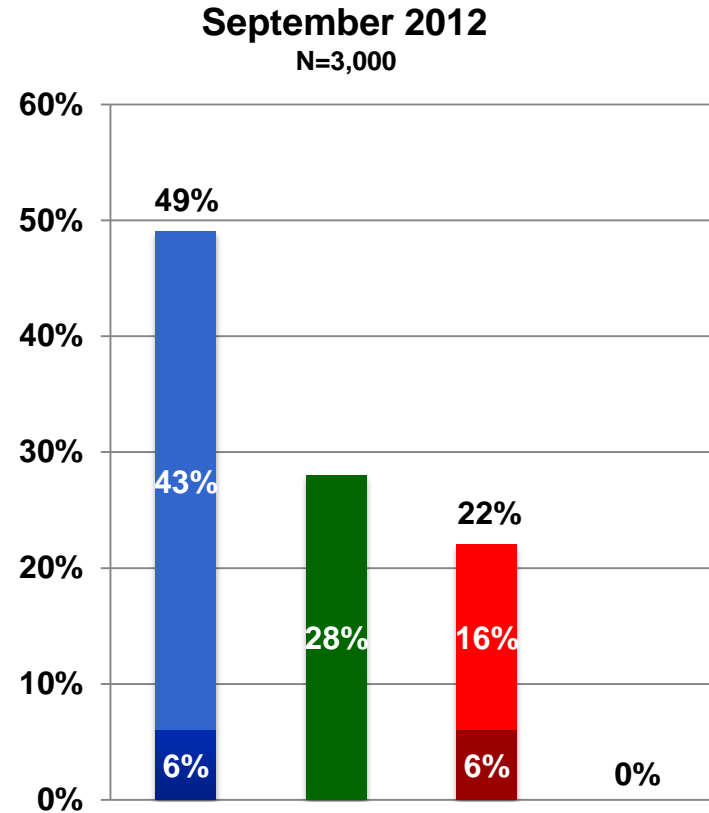
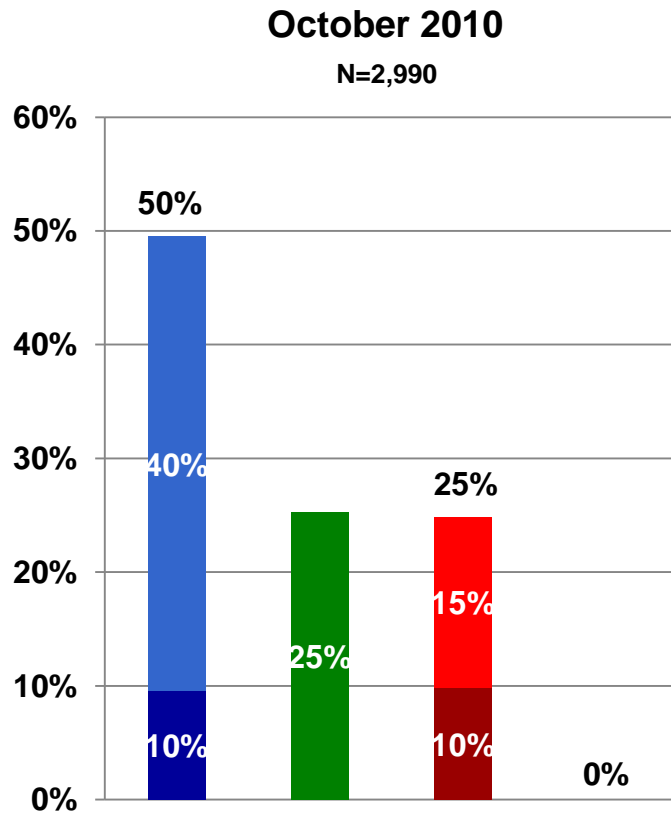
Much better **Somewhat better** **Much worse** **Somewhat worse** **Don't know / Refused to answer**

**How would you describe the current economic situation in Iraq: Is it very good, somewhat good, somewhat bad or very bad?
(breakdown by province)**

Province	Very / Somewhat good	Very / Somewhat bad	Don't know / Refused to answer
Anbar	28%	72%	0%
Babil	56%	43%	1%
Baghdad	50%	49%	0%
Basra	69%	31%	0%
Dahuk	51%	45%	4%
Dhi-Qar	56%	44%	0%
Diyala	64%	35%	1%
Erbil	55%	42%	3%
Karbala	71%	28%	1%
Kirkuk	62%	38%	0%
Maysan	78%	22%	0%
Muthanna	67%	32%	2%
Najaf	59%	41%	1%
Ninawa	53%	45%	3%
Qadisiya	50%	50%	0%
Salahhadin	52%	44%	4%
Sulaymaniya	58%	41%	1%
Wasit	56%	44%	0%

Highlighted slides reflect the highest responses per category in questions broken-down by province.

Over the last year, has your household's financial situation: Gotten much better, gotten somewhat better, gotten somewhat worse, gotten much worse or stayed the same?

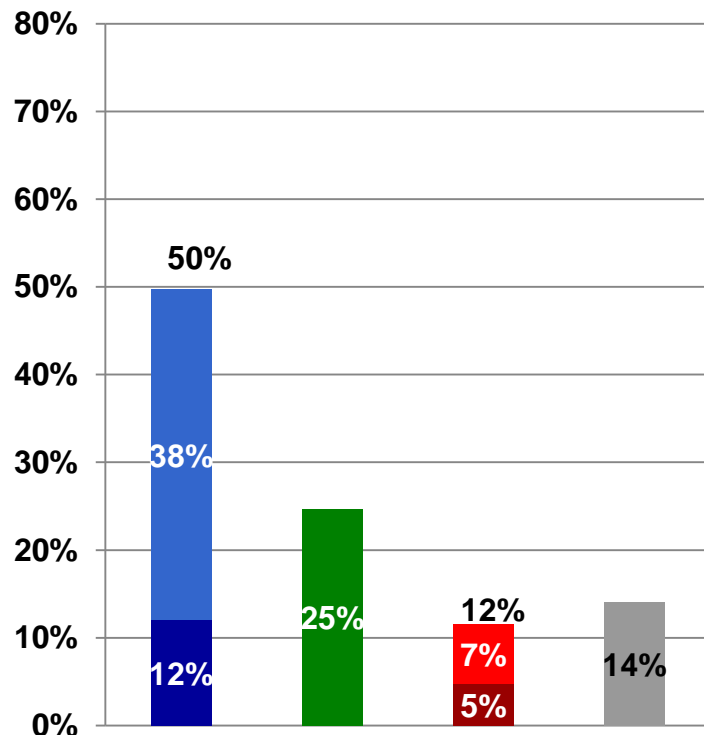


■ Much better ■ Somewhat better ■ Stayed the same ■ Much worse ■ Somewhat worse ■ Don't know / Refused to answer

**Thinking ahead to next year, do you expect your household's financial situation to:
Get much better, get somewhat better, get somewhat worse, get much worse or
stay the same?**

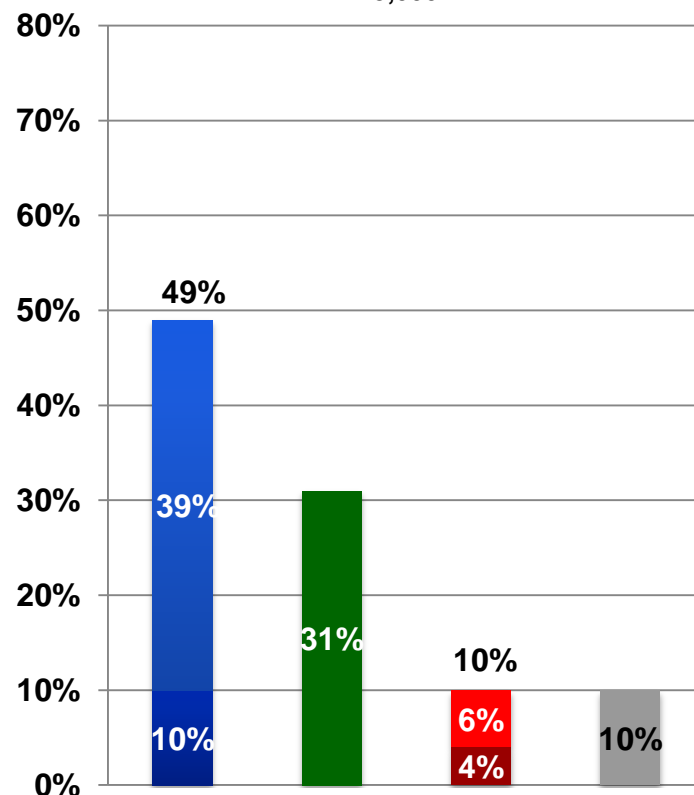
October 2010

N=2,990



September 2012

N=3,000



Much better **Somewhat better** **Stayed the same** **Much worse** **Somewhat worse** **Don't know / Refused to answer**

**Thinking ahead to next year, do you expect your household's financial situation to:
Get much better, get somewhat better, get somewhat worse, get much worse or
stay the same?
(breakdown by province)**

Province	Better	Worse	Same
Anbar	45%	17%	38%
Babil	43%	10%	31%
Baghdad	44%	9%	40%
Basra	38%	12%	31%
Dahuk	46%	12%	28%
Dhi-Qar	66%	3%	27%
Diyala	51%	15%	22%
Erbil	48%	8%	27%
Karbala	58%	10%	28%
Kirkuk	76%	4%	18%
Maysan	63%	3%	29%
Muthanna	52%	15%	28%
Najaf	33%	9%	33%
Ninawa	54%	9%	22%
Qadisiya	43%	18%	33%
Salahhadin	42%	8%	28%
Sulaymaniya	55%	10%	35%
Wasit	44%	15%	32%

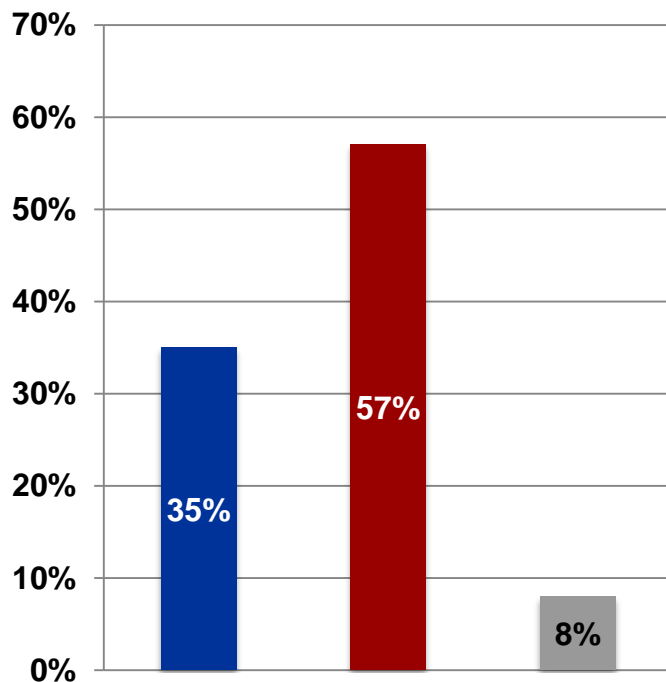
Please tell me if the following individual's opinion has a strong influence, some influence or has no influence on you and your opinion on current events and politics.

Individual	Strong influence	Some influence	No influence	Don't know / Refused to answer
Religious leader	41%	34%	23%	2%
Tribal leader	29%	31%	38%	2%
Union leader	5%	15%	70%	10%
Political party leader	11%	19%	63%	7%
Head of household	74%	13%	12%	2%
Government official	13%	28%	54%	5%

Now thinking about how things are going, not for you personally, but for Iraq as a whole, how would you say things are going overall these days? Are they going in the right direction or the wrong direction?

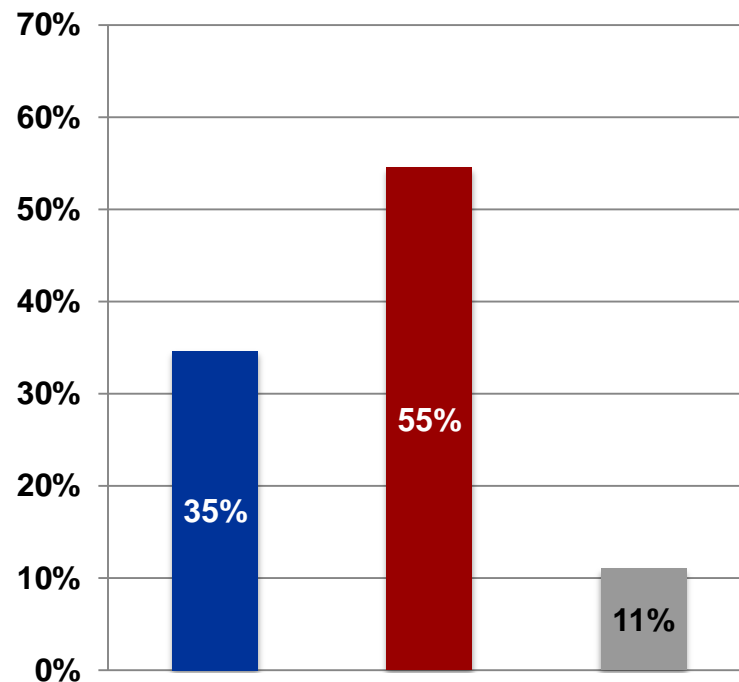
October 2010

N=2,990



September 2012

N=3,000



■ Right direction

■ Wrong direction

■ Don't know / Refused to answer

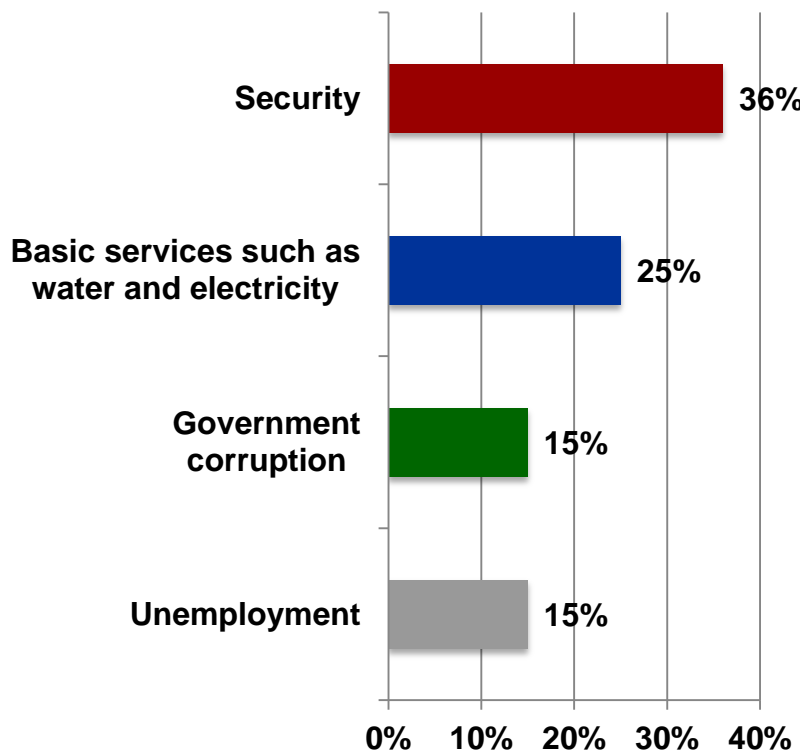
**Now thinking about how things are going, not for you personally, but for Iraq as a whole, how would you say things are going overall these days? Are they going in the right direction or the wrong direction?
(breakdown by province)**

Province	Right direction	Wrong direction	Don't know / Refused to answer
Anbar	18%	80%	2%
Babil	42%	48%	10%
Baghdad	31%	57%	12%
Basra	35%	48%	16%
Dahuk	8%	81%	11%
Dhi-Qar	41%	57%	3%
Diyala	51%	40%	9%
Erbil	33%	59%	7%
Karbala	49%	29%	22%
Kirkuk	26%	69%	6%
Maysan	70%	24%	6%
Muthanna	64%	27%	9%
Najaf	56%	31%	13%
Ninawa	22%	63%	14%
Qadisiya	31%	58%	10%
Salahhadin	29%	44%	26%
Sulaymaniya	25%	74%	2%
Wasit	46%	42%	11%

Not personally, but in terms of the country as a whole, what in your opinion is the single biggest problem facing the country as a whole?

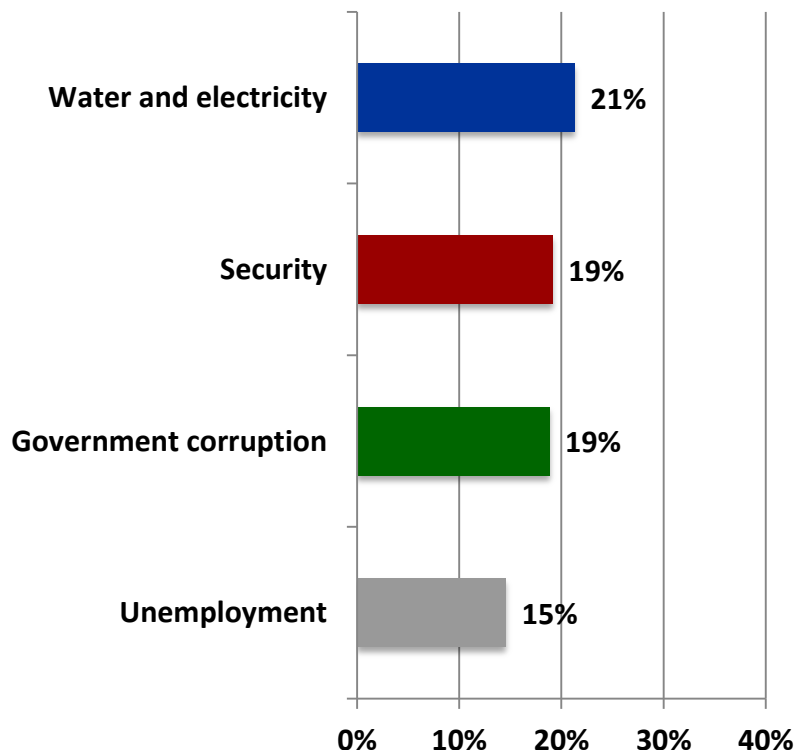
October 2010

N=2,990



September 2012

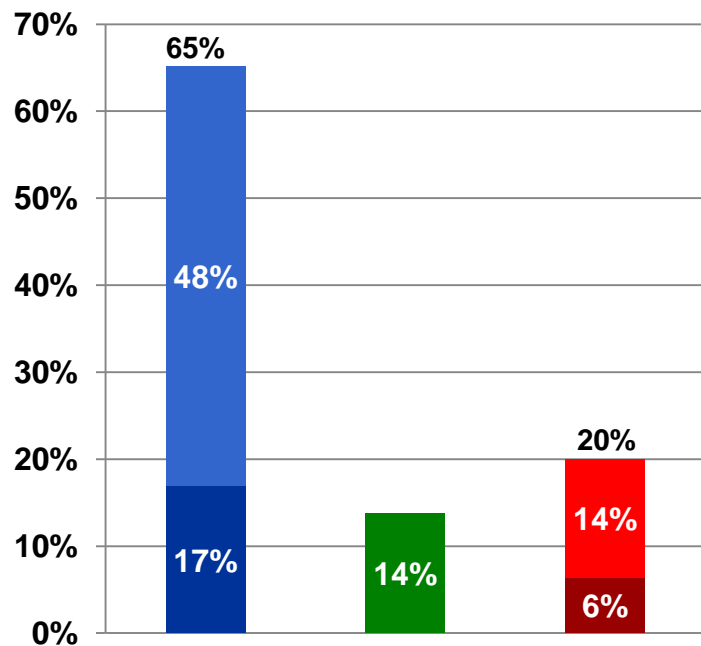
N=3,000



Over the last year, would you say that security in Iraq has: Gotten much better, gotten somewhat better, gotten somewhat worse, gotten much worse or stayed the same?

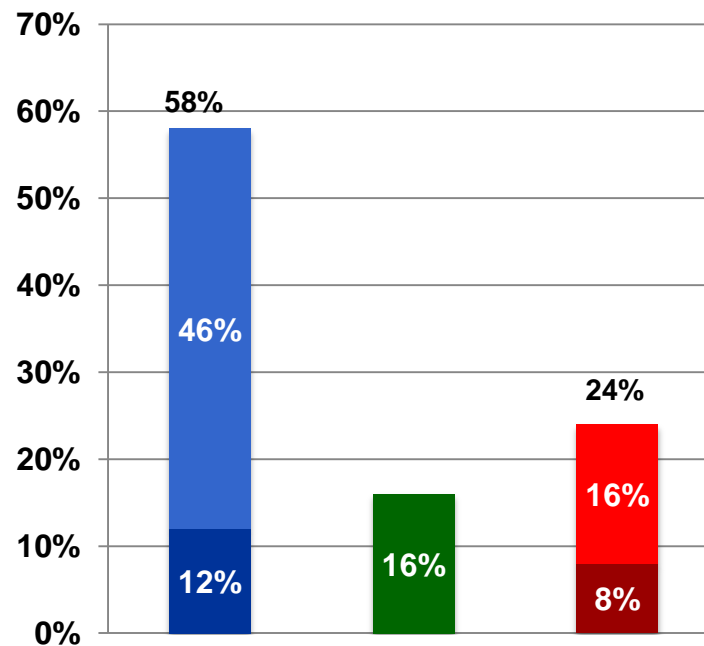
October 2010

N=2,990



September 2012

N=3,000



■ Much better ■ Somewhat better ■ Stayed the same ■ Much worse ■ Somewhat worse ■ Don't know / Refused to answer

I am going to read you the names of some people, would you tell me the political party/coalition they are associated with or if you have not heard of them?

Person	Party / Coalition	Correct identification	Incorrect identification	Don't know / Refused to answer
Nouri Al-Maliki	State of Law/Iraqi Da'wa Party	83%	9%	8%
Ayad Allawi	Iraqiya/Iraqi National Accord	76%	13%	11%
Osama Al-Nujaifi	Iraqiya/Iraqiun Gathering	47%	31%	22%
Muqtada al-Sadr	Iraqi National Alliance/Sadrism Trend	75%	11%	13%
Ammar al Hakim	Iraqi National Alliance/Islamic Supreme Council of Iraq	64%	20%	16%
Ibrahim Al-Ja'afari	Iraqi National Alliance/National Reform Current	50%	30%	20%
Jalal Talabani	Kurdistan List/Patriotic Union of Kurdistan	72%	19%	10%
Nechervan Barzani	Kurdistan List/Kurdish Democratic Party	45%	30%	26%
Masoud Barzani	Kurdistan List/Kurdish Democratic Party	66%	20%	15%
Tariq Al-Hashmi	Iraqiya/(Tajdeed) Renewal List	51%	26%	24%

National Issues



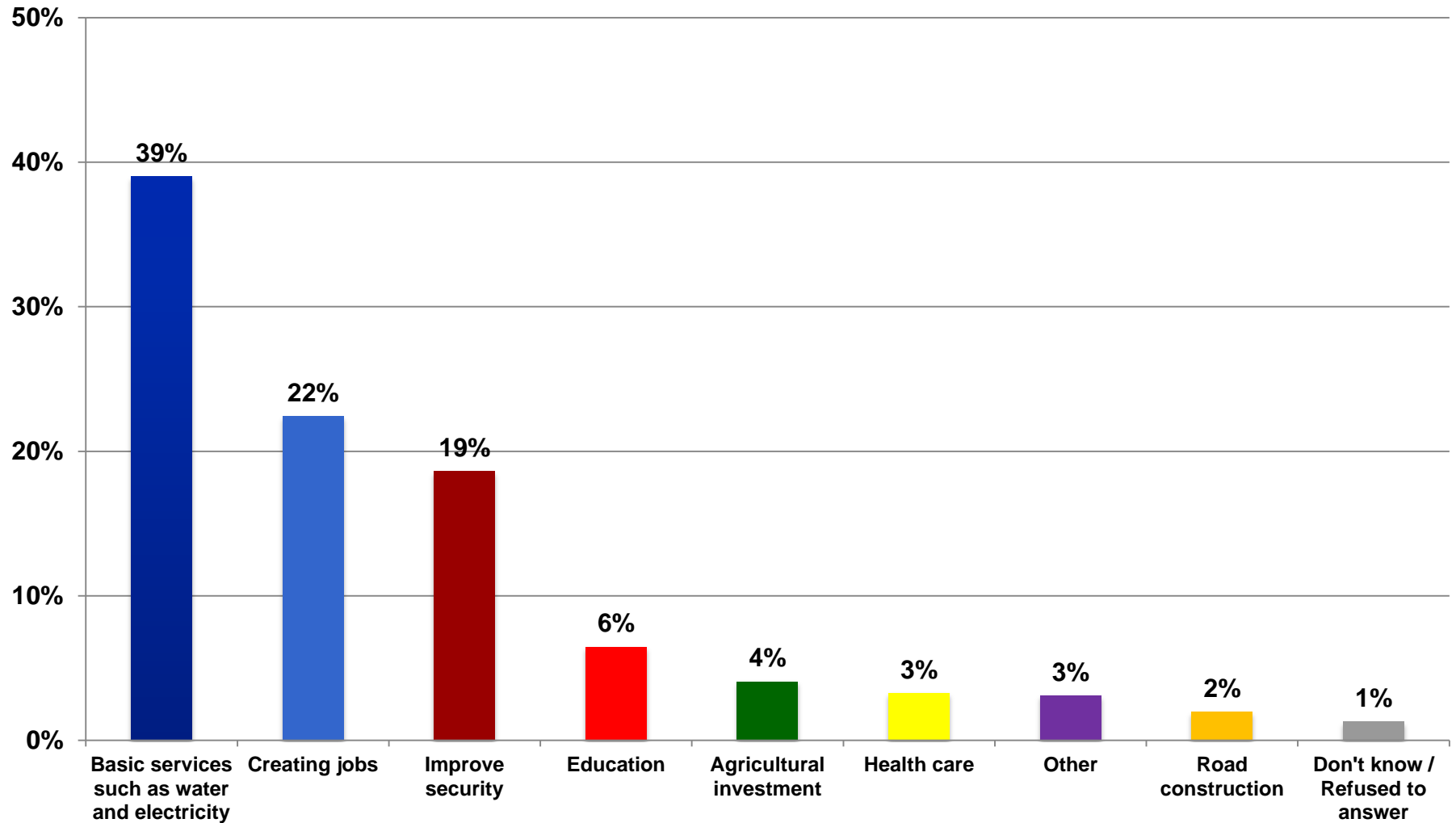
Now I am going to read a list of issues and for each one please tell me whether you feel that the situation has: Gotten better, gotten worse or stayed the same over the last year?

Issue	Much better	Somewhat better	Same	Somewhat worse	Much worse	Don't know / Refused to answer
Electricity	10%	27%	30%	16%	16%	0%
Unemployment	1%	11%	33%	25%	29%	1%
Government corruption	1%	8%	25%	24%	37%	4%
Wages and salaries	4%	28%	47%	9%	7%	5%
Services like water, sewage, etc.	6%	27%	27%	20%	19%	1%
Health care	6%	27%	36%	17%	12%	2%
Education	6%	30%	35%	14%	11%	3%

In your opinion, how likely is it that the federal government will improve conditions in your area in terms of ...? Would you say it is very likely, somewhat likely, not very likely or not likely at all?

Area	Very likely	Somewhat likely	Not very likely	Not likely at all	Don't know / Refused to answer
Basic services	14%	39%	27%	16%	4%
Jobs	14%	33%	28%	20%	5%
Security	23%	36%	18%	17%	5%

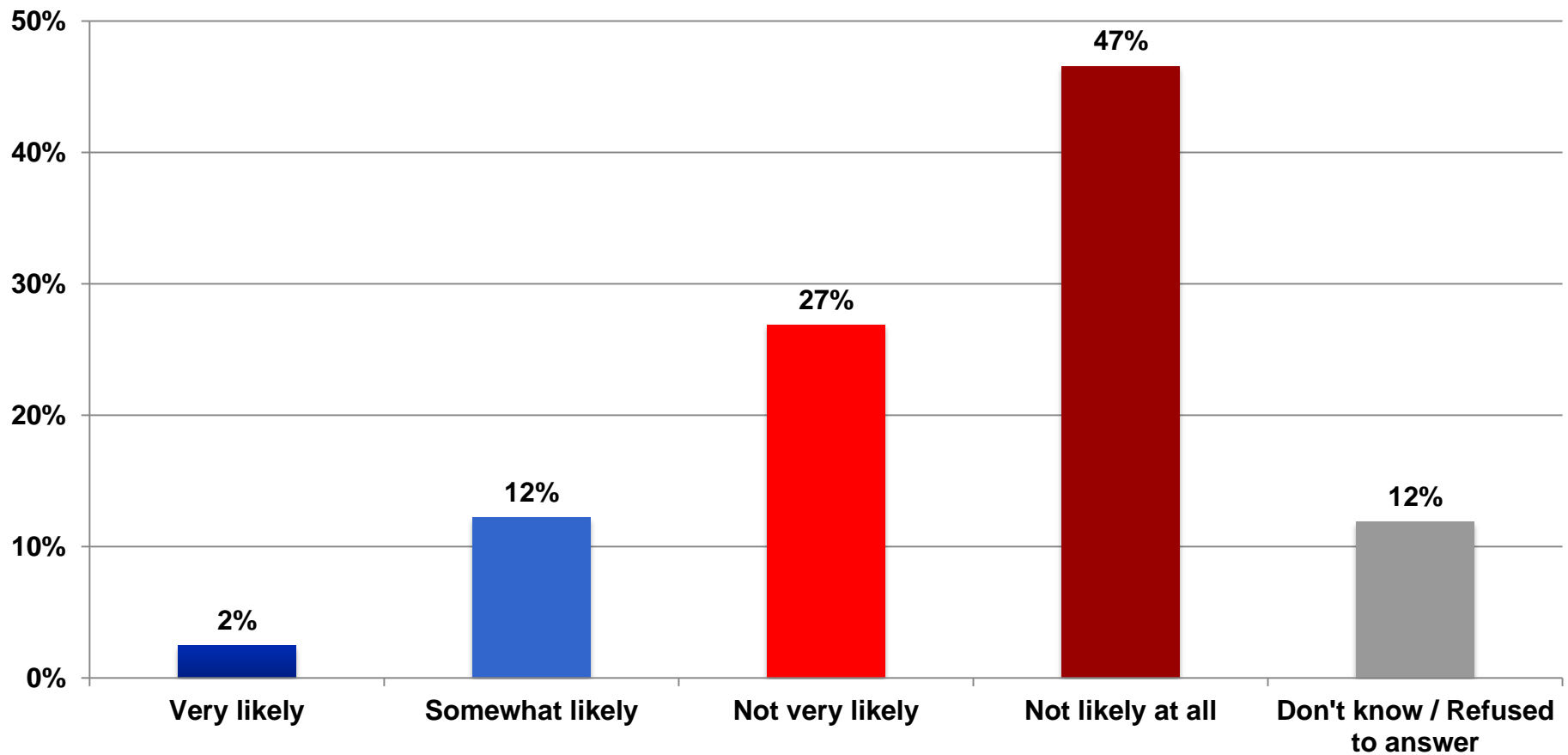
In your opinion, how should oil revenues be used in Iraq?



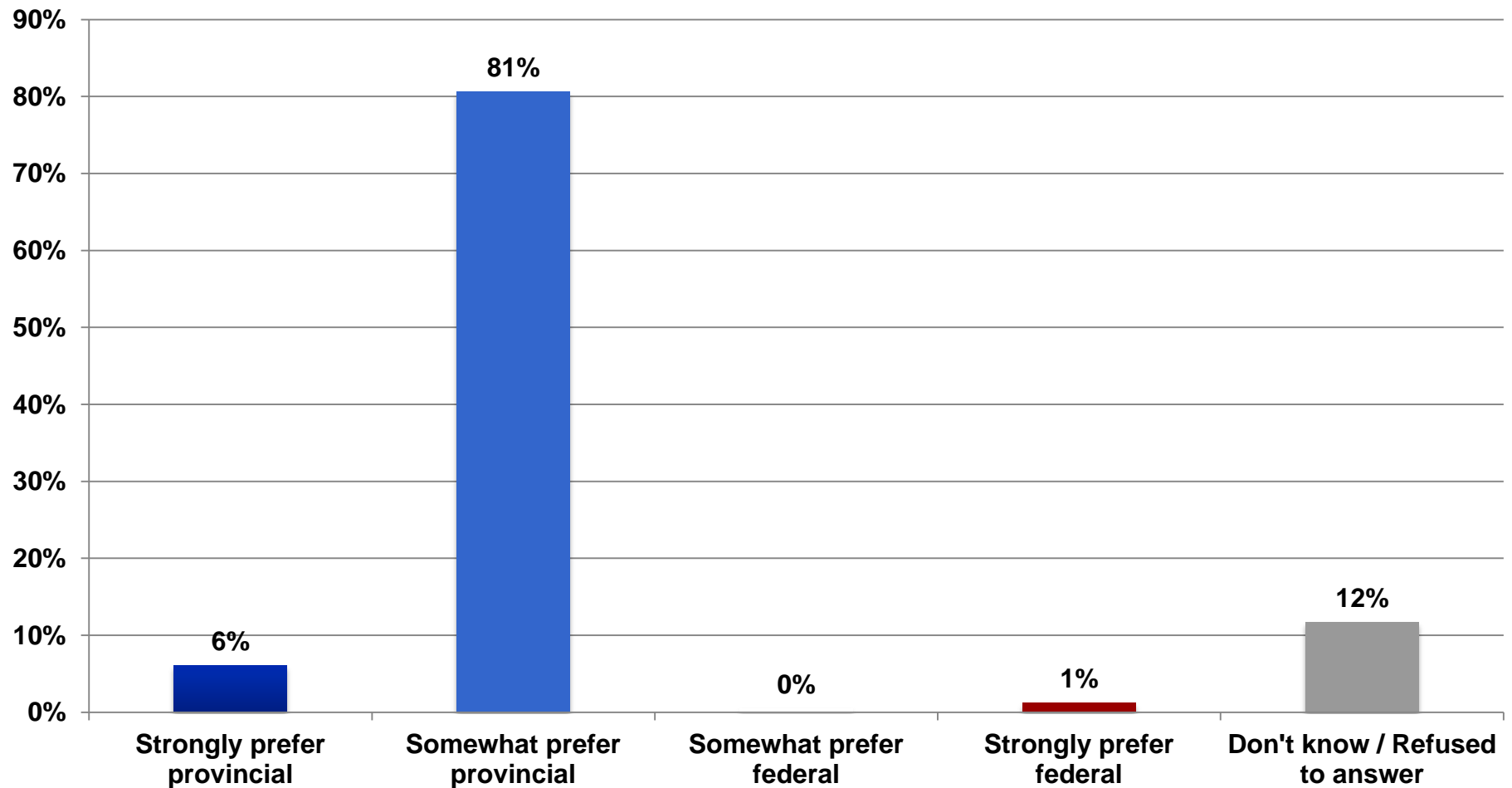
In your opinion, how should oil revenues be used in Iraq? (breakdown by province)

Province	Basic services such as water and electricity	Improve security	Education	Health care	Creating jobs	Road construction	Agricultural investment
Anbar	46%	14%	3%	2%	28%	0%	8%
Babil	43%	20%	11%	1%	18%	3%	3%
Baghdad	42%	26%	7%	2%	16%	1%	2%
Basra	62%	10%	4%	3%	18%	0%	0%
Dahuk	10%	17%	11%	2%	24%	16%	6%
Dhi-Qar	55%	10%	1%	4%	21%	2%	0%
Diyala	21%	35%	4%	2%	28%	0%	0%
Erbil	18%	3%	6%	10%	31%	7%	13%
Karbala	53%	18%	7%	2%	9%	0%	9%
Kirkuk	34%	20%	6%	6%	26%	0%	6%
Maysan	26%	20%	12%	1%	29%	2%	10%
Muthanna	72%	8%	3%	0%	12%	0%	5%
Najaf	55%	17%	3%	2%	19%	3%	2%
Ninawa	26%	19%	12%	4%	33%	0%	1%
Qadisiya	52%	10%	7%	1%	17%	5%	7%
Salahhadin	30%	30%	5%	0%	24%	3%	4%
Sulaymaniya	11%	11%	7%	11%	37%	2%	13%
Wasit	51%	20%	1%	1%	18%	4%	2%

In March 2012, the revenue generated from Iraq's oil equaled approximately \$262 for every citizen in the country. How likely is it that the services provided to you by the Iraqi government for March 2012 equaled \$262?



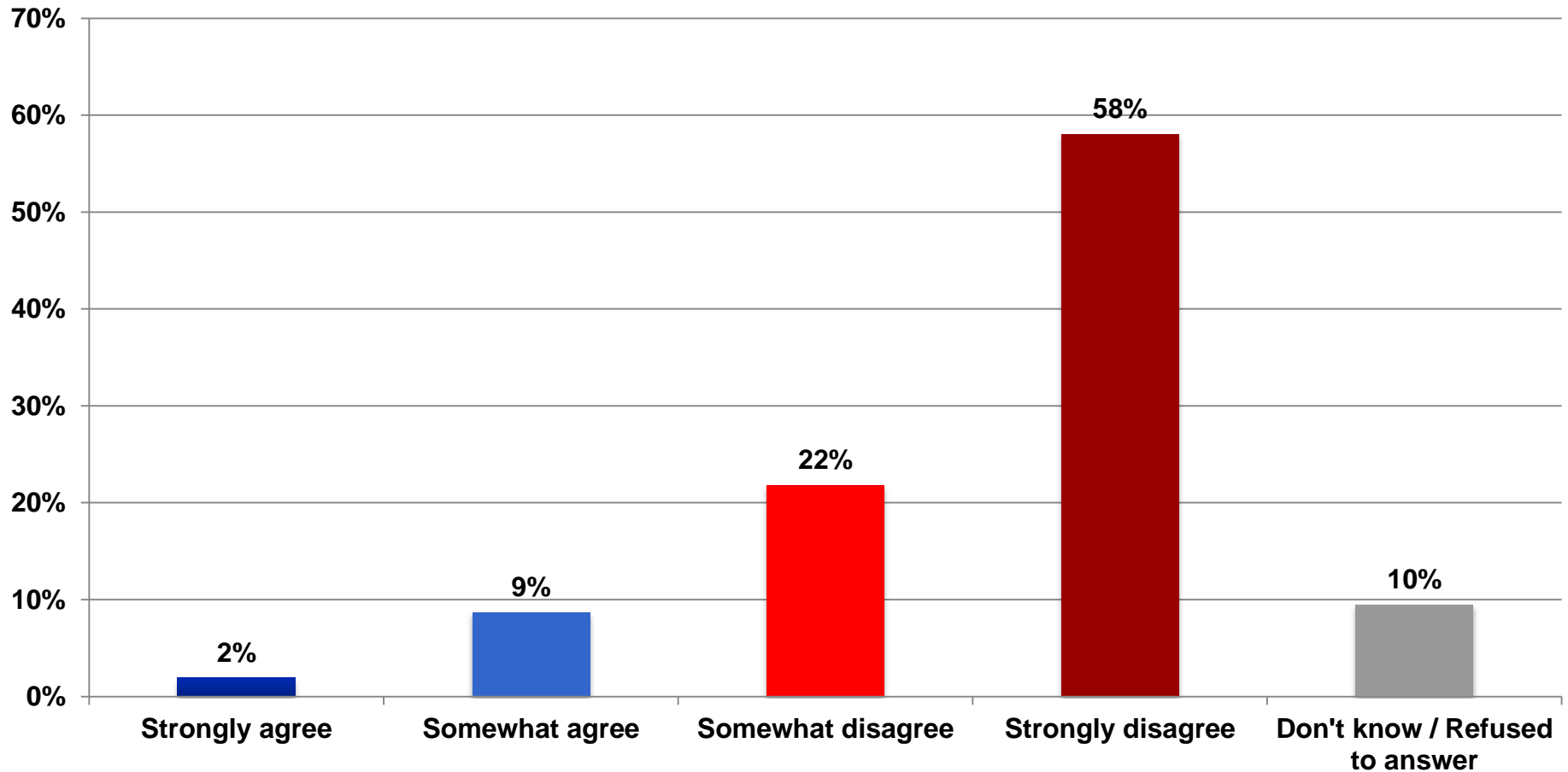
Would you prefer that the provincial councils or the federal government have more authority? And would you say you strongly prefer the (provinces/federal government) or only somewhat prefer the (provinces/federal government)?



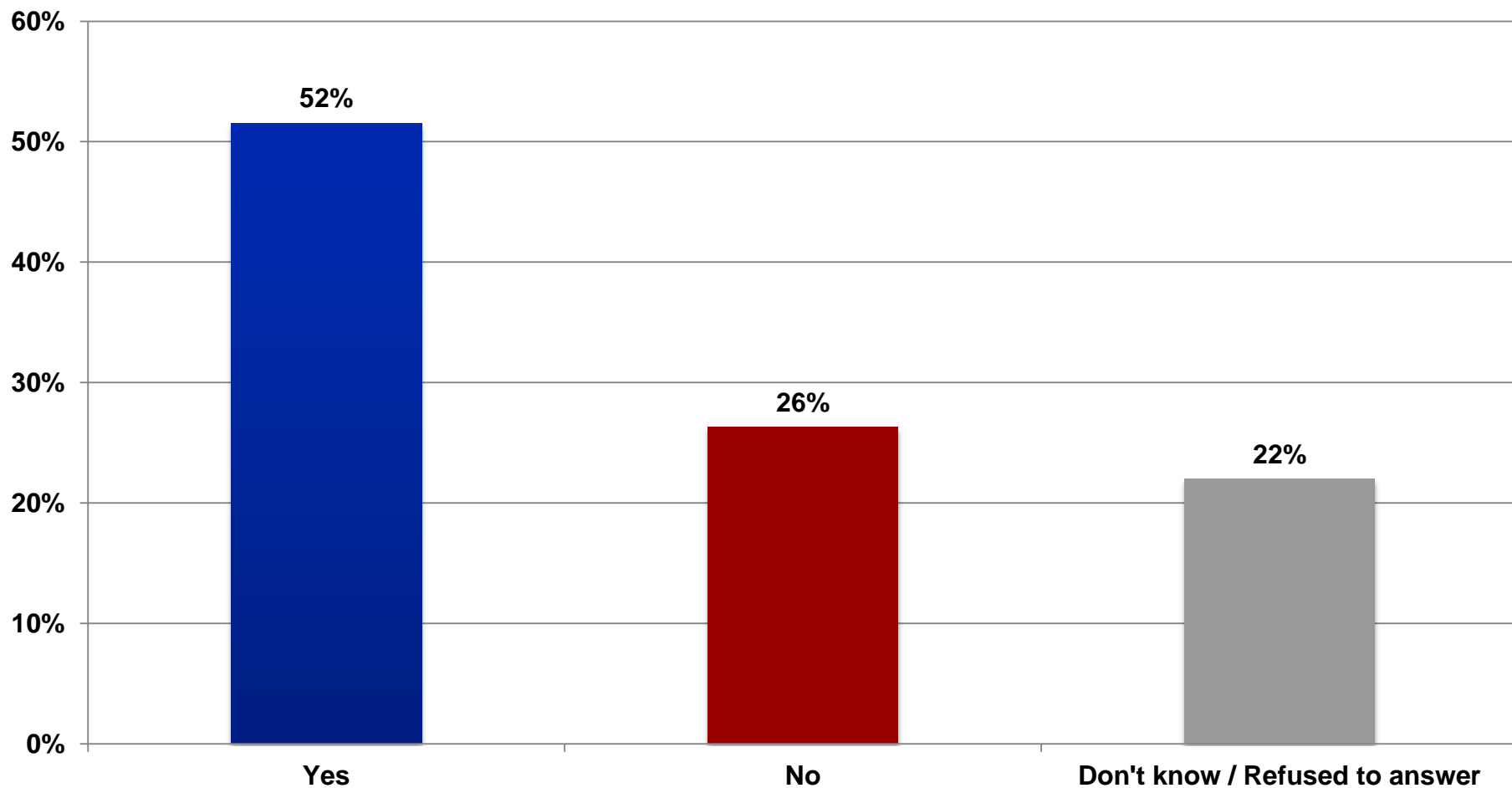
**Would you prefer that the provincial councils or the federal government have more authority? And would you say you strongly prefer the (provinces/federal government) or only somewhat prefer the (provinces/federal government)?
(breakdown by province)**

Province	Prefer provincial	Prefer federal	Don't know / Refused to answer
Anbar	98%	2%	1%
Babil	67%	1%	32%
Baghdad	83%	2%	15%
Basra	96%	0%	4%
Dahuk	71%	0%	29%
Dhi-Qar	97%	1%	1%
Diyala	78%	1%	22%
Erbil	96%	1%	3%
Karbala	87%	3%	10%
Kirkuk	91%	0%	9%
Maysan	79%	0%	21%
Muthanna	98%	0%	2%
Najaf	93%	0%	7%
Ninawa	89%	5%	6%
Qadisiya	90%	3%	7%
Salahhadin	78%	0%	22%
Sulaymaniya	96%	3%	1%
Wasit	75%	0%	25%

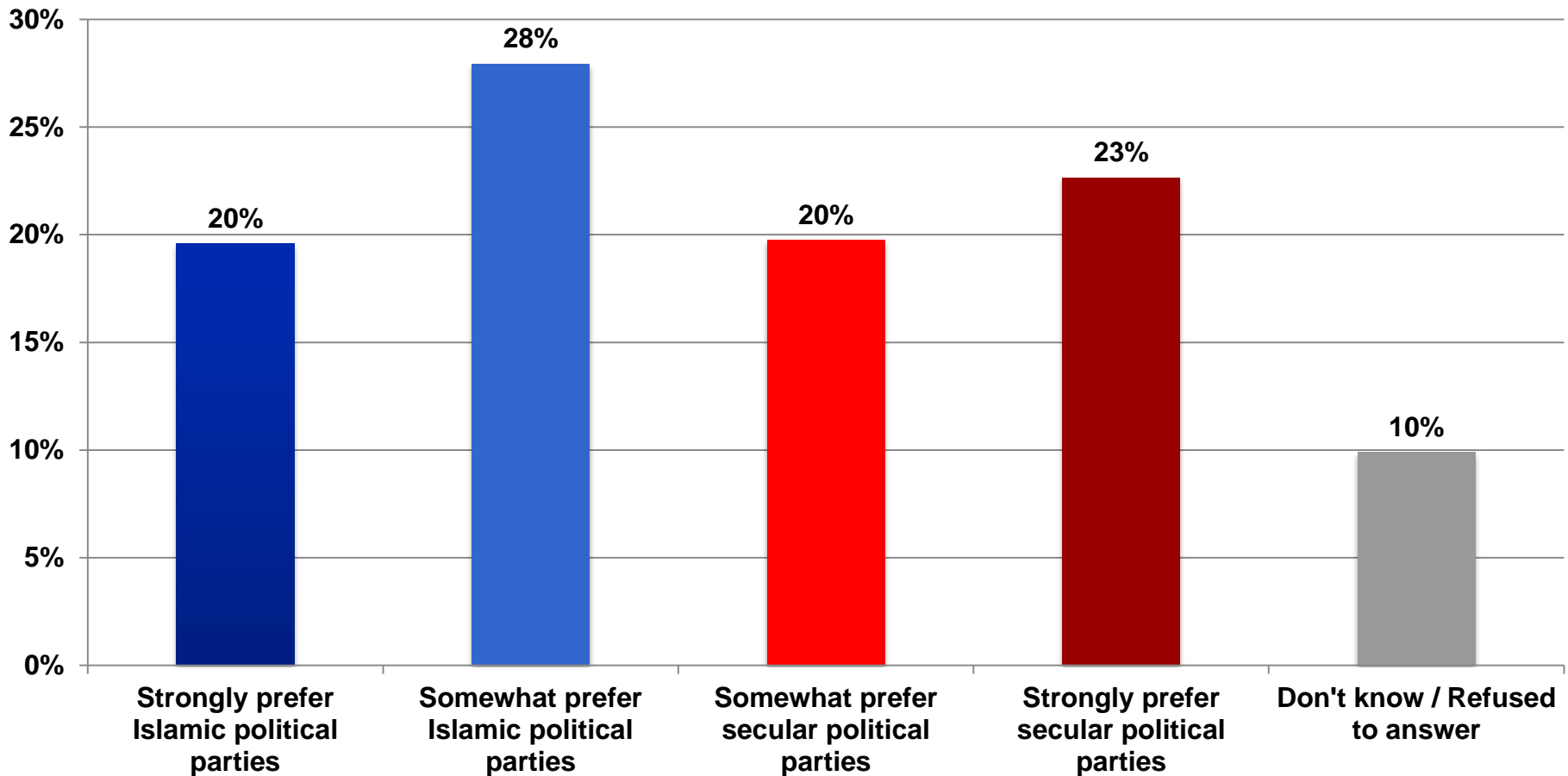
**I am now going to read you a statement. Please tell me if you agree or disagree.
Iraq's federal government and provincial governments work well together. Do you
agree strongly, agree somewhat, disagree somewhat, or disagree strongly with
this statement?**



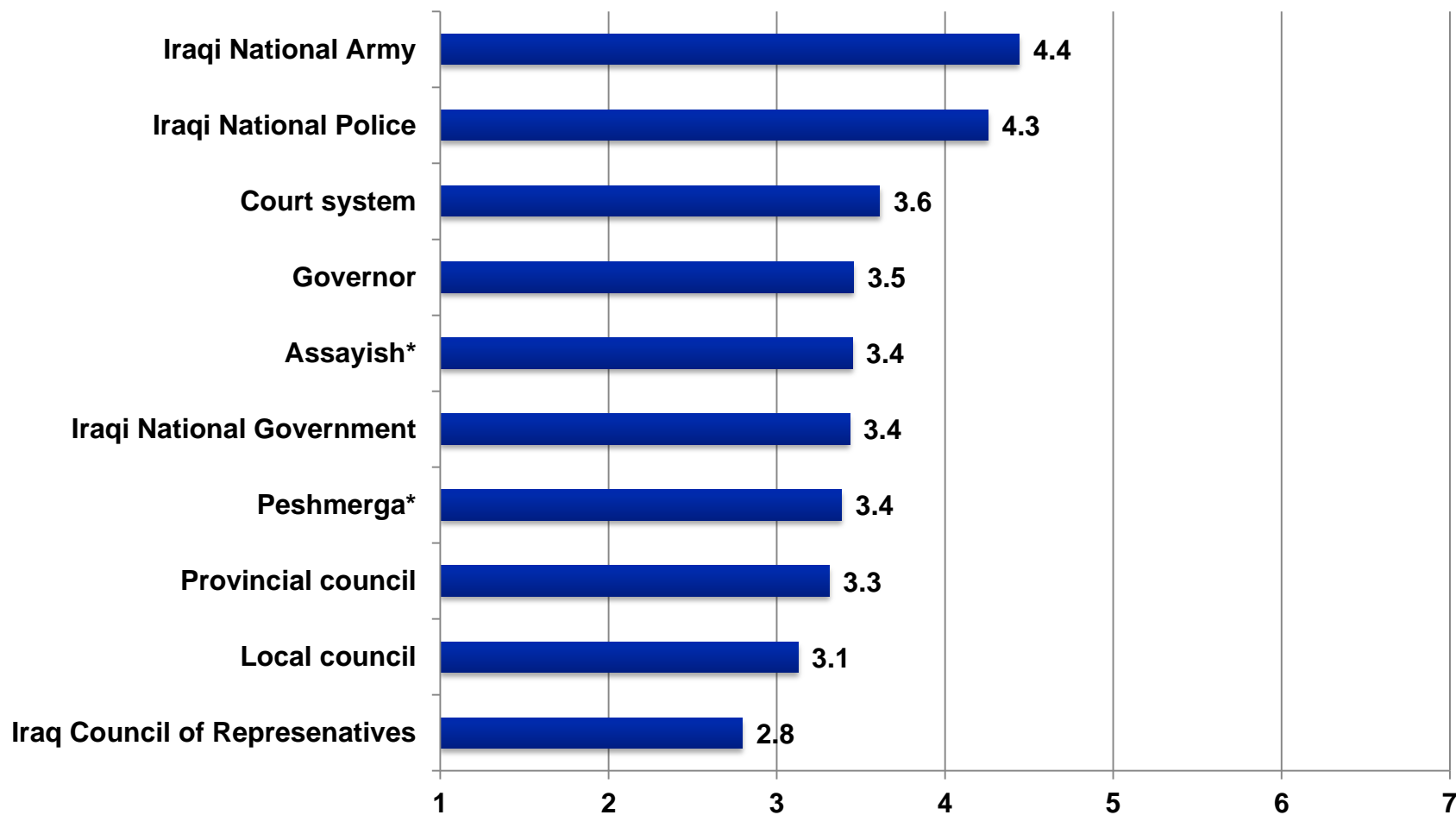
In your personal opinion, is there overlap in authority between the federal government and provincial governments?



In your personal opinion, should Islamic political parties have a leading role in government or should secular parties have a leading role?

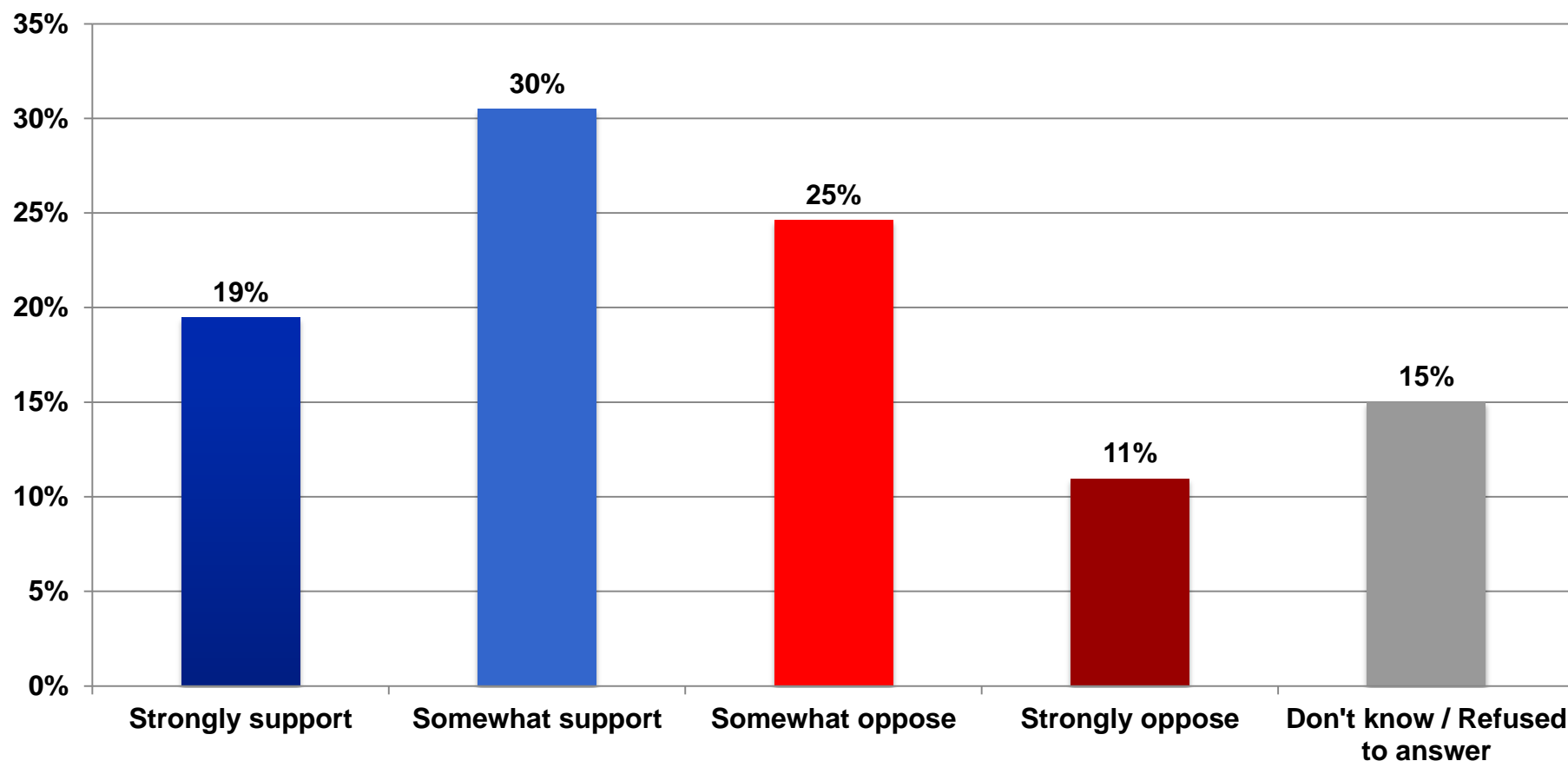


I would like to ask you about your approval of performance for the following government entities. On a one to seven scale, seven being the best and one being the worst, how would you rank the following government entities?

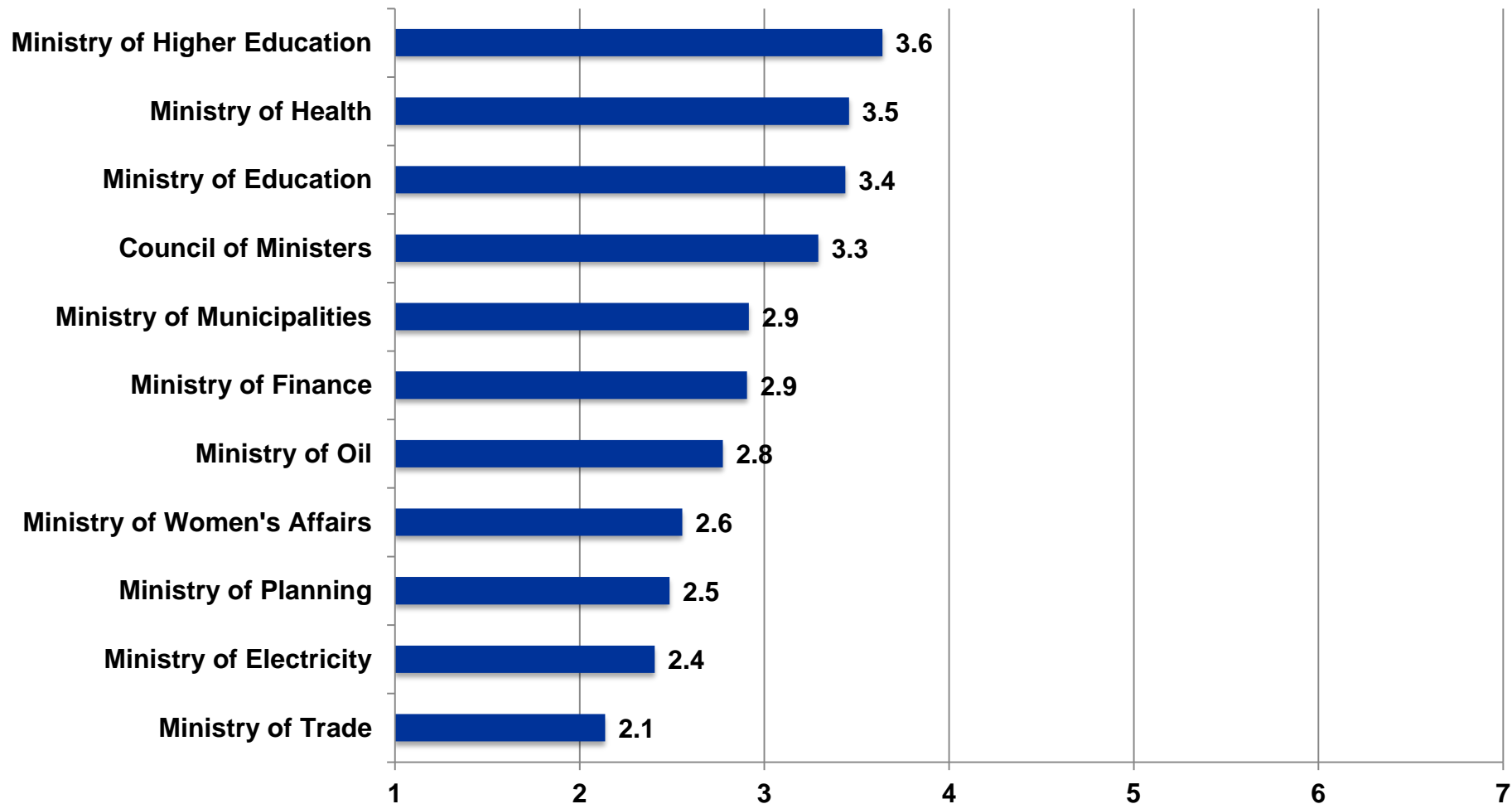


**Assayish and Peshmerga are Kurdish security services.*

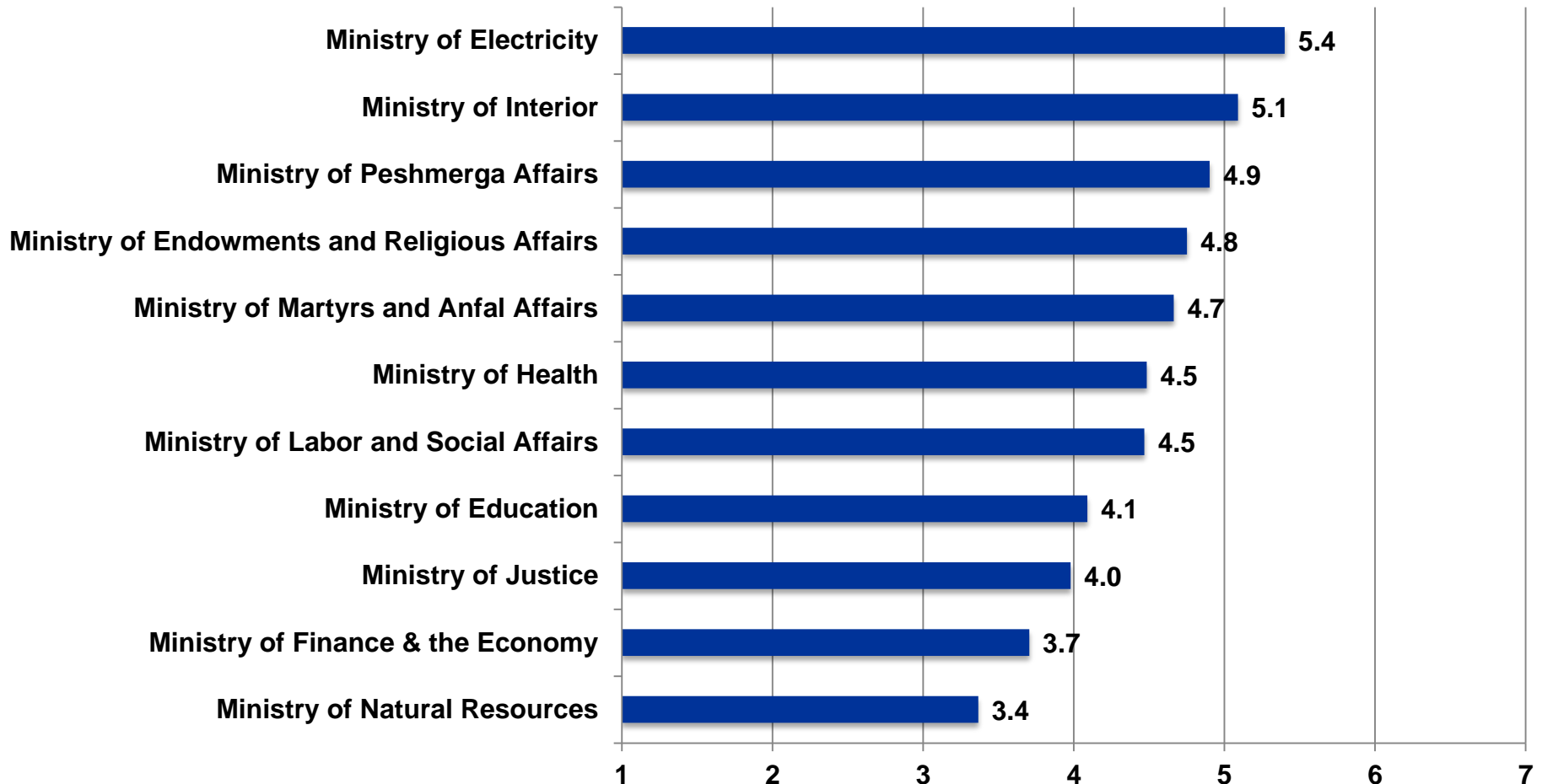
There is currently a proposal to dissolve many of the local councils across Iraq. Do you strongly support, somewhat support, somewhat oppose or oppose with dissolving local councils?



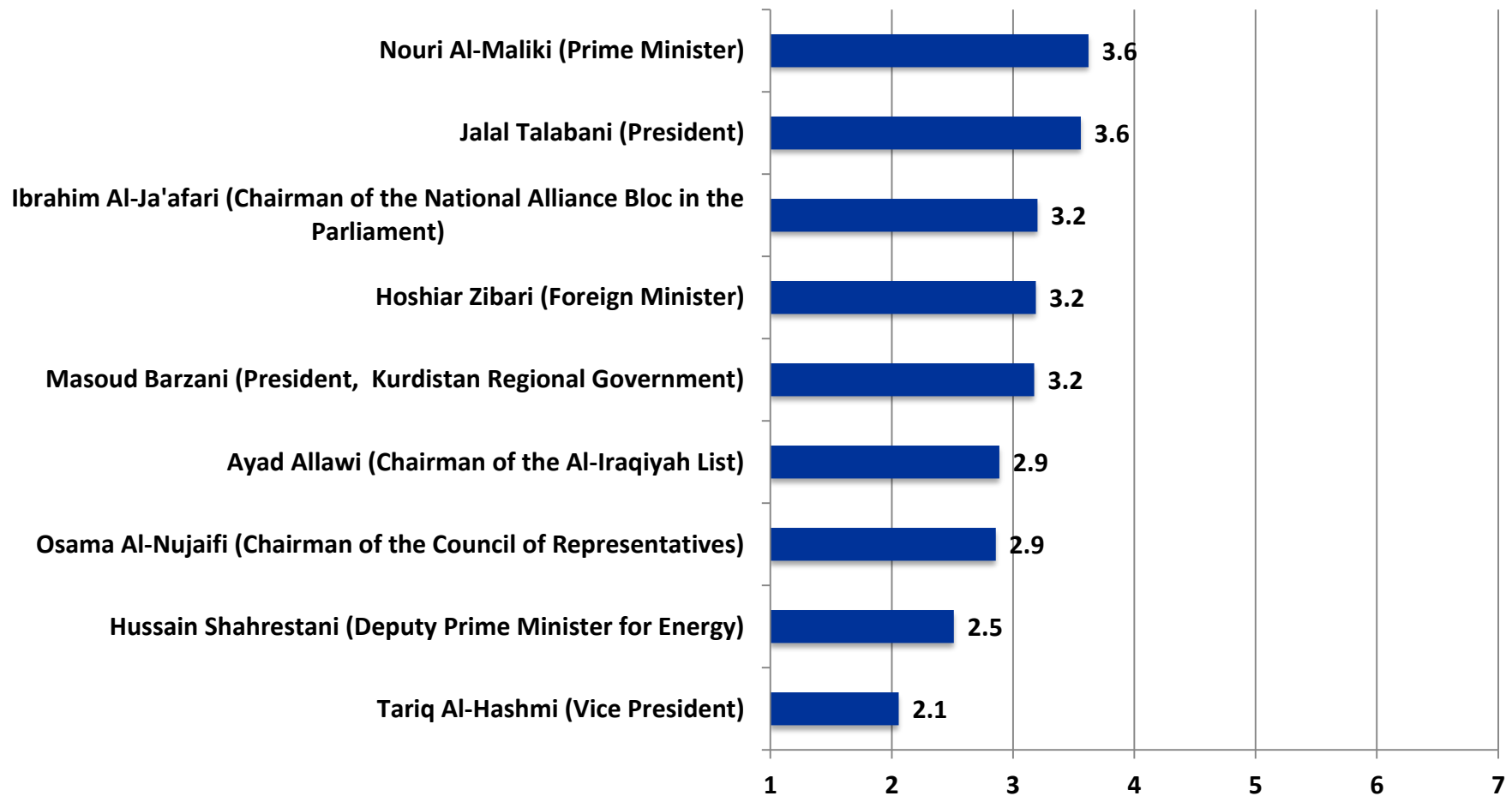
I would like to ask you about your impressions on performance of the following ministries. On a one to seven scale, seven being the best and one being the worst, how would you rank the following ministries?



**I would like to ask you about your impressions on performance of the following Kurdistan Regional Government ministries. On a one to seven scale, seven being the best and one being the worst, how would you rank the following ministries?
(Kurdistan respondents only)**



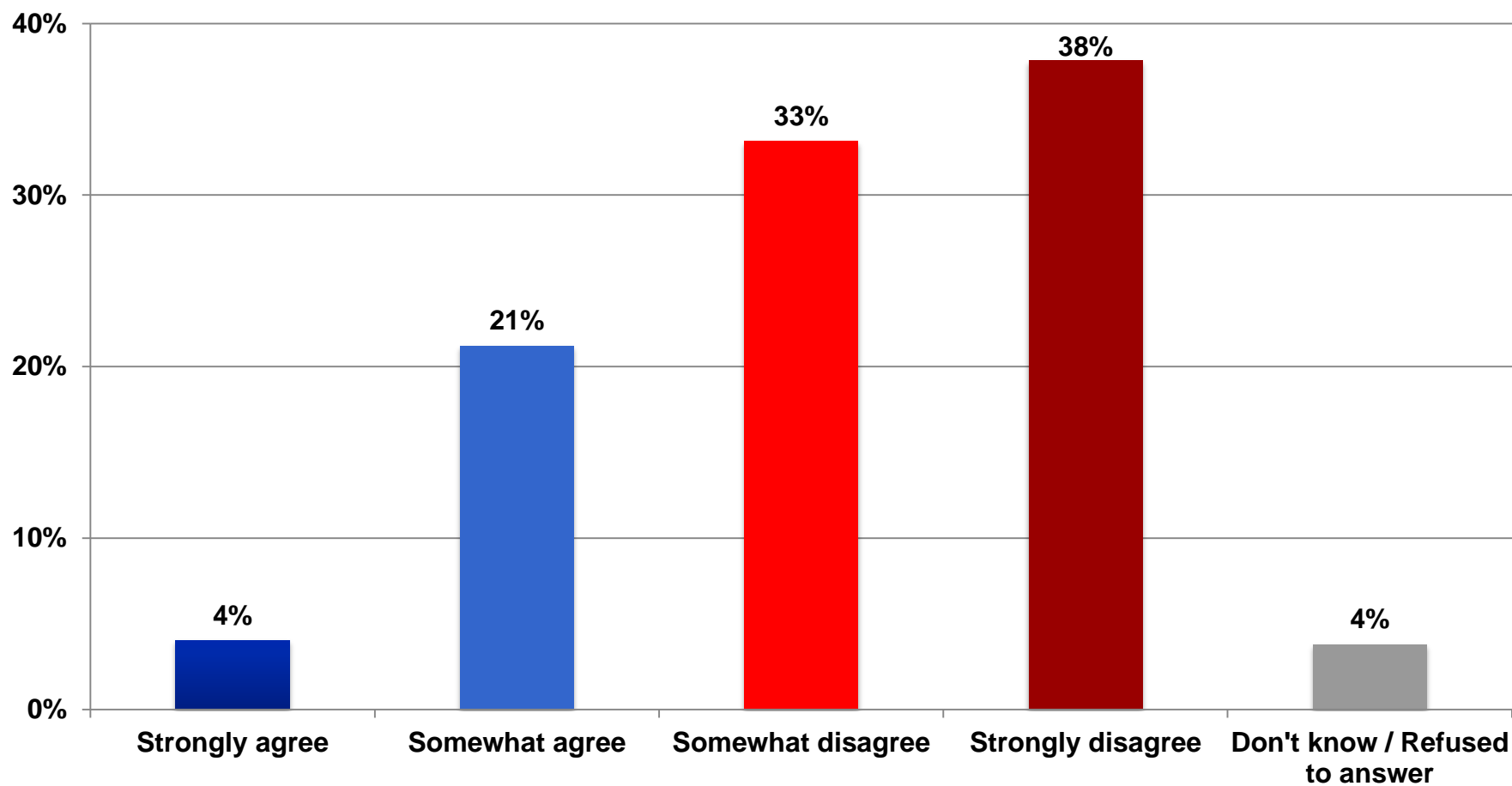
I would like to ask you about your impressions of the following people and the job they are doing as an elected official. On a one to seven scale, seven being the best and one being the worst, how would you rank the following elected officials?



I am going to read you a list of issues. Please tell me for each one whether you think it is a significant problem, somewhat of a problem, not really a problem or not a problem at all.

Issue	Significant problem	Somewhat of a problem	Not really a problem	Not a problem at all	Don't know / Refused to answer
Political parties placing workers in government	67%	19%	8%	4%	3%
No accountability in government	80%	14%	3%	1%	2%
Not implementing the law	86%	9%	3%	1%	1%
Bribes and kick-backs	83%	11%	3%	1%	2%
Lack of merit based hiring and promotion in government	78%	15%	3%	1%	3%
Lack of coordination between the federal and provincial governments	65%	20%	7%	2%	5%

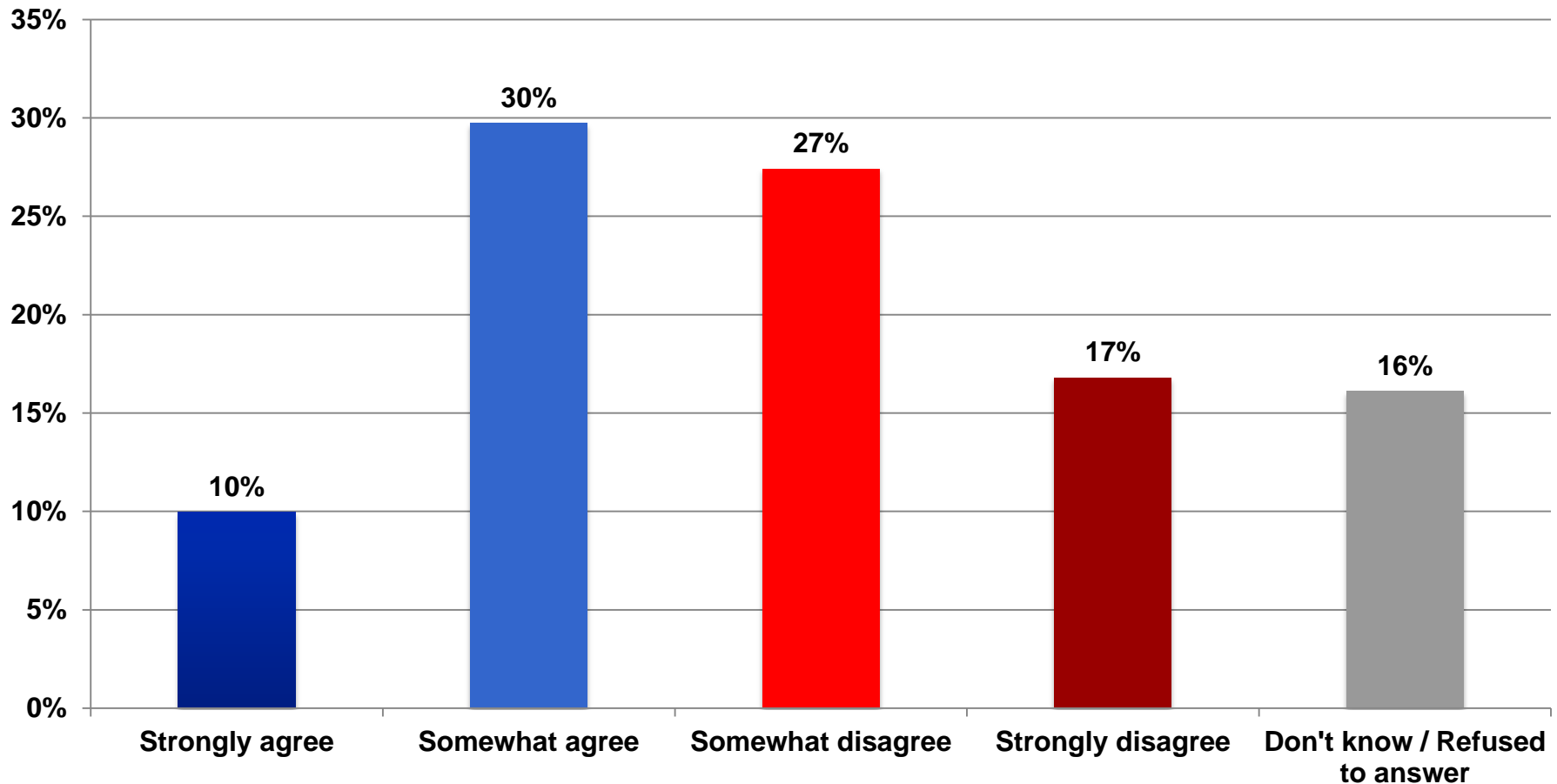
Thinking now about members of the Iraqi parliament who represent you and your family, would you say that representatives in the Iraqi parliament are representing the needs and interests of the people? Do you strongly agree, somewhat agree, somewhat disagree or strongly disagree with this statement?



**Thinking now about members of the Iraqi parliament who represent you and your family, would you say that representatives in the Iraqi parliament are representing the needs and interests of the people? Do you strongly agree, somewhat agree, somewhat disagree or strongly disagree with this statement?
(breakdown by province)**

Province	Agree	Disagree
Anbar	17%	83%
Babil	29%	68%
Baghdad	18%	79%
Basra	22%	77%
Dahuk	21%	62%
Dhi-Qar	23%	76%
Diyala	25%	69%
Erbil	35%	55%
Karbala	26%	74%
Kirkuk	20%	78%
Maysan	37%	63%
Muthanna	10%	87%
Najaf	44%	56%
Ninawa	21%	69%
Qadisiya	39%	58%
Salahhadin	24%	71%
Sulaymaniya	45%	53%
Wasit	31%	66%

Several members of the Council of Representatives have expressed their desire to eliminate all legislative authority in Iraq's provincial councils. In your personal opinion, should the provincial councils maintain their current authority to enact legislation?



Provincial Issues

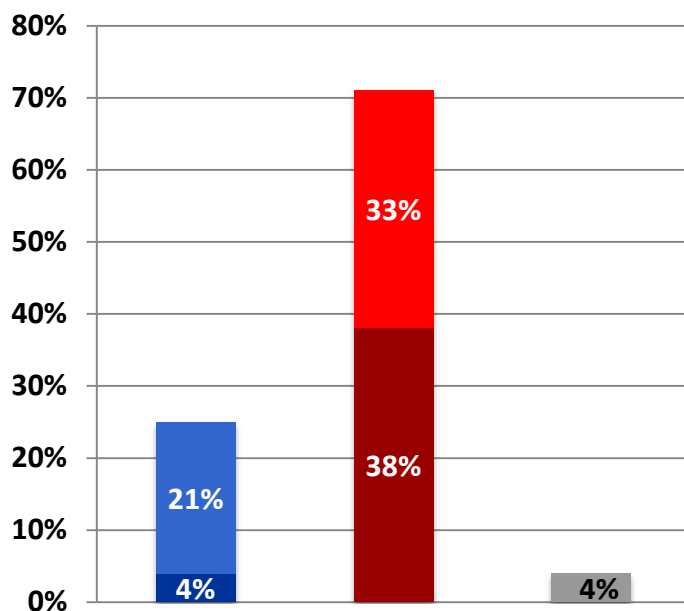


Over the last year, would you say that security in your province has: Gotten much better, gotten somewhat better, gotten somewhat worse, gotten much worse or stayed the same?
(breakdown by province)

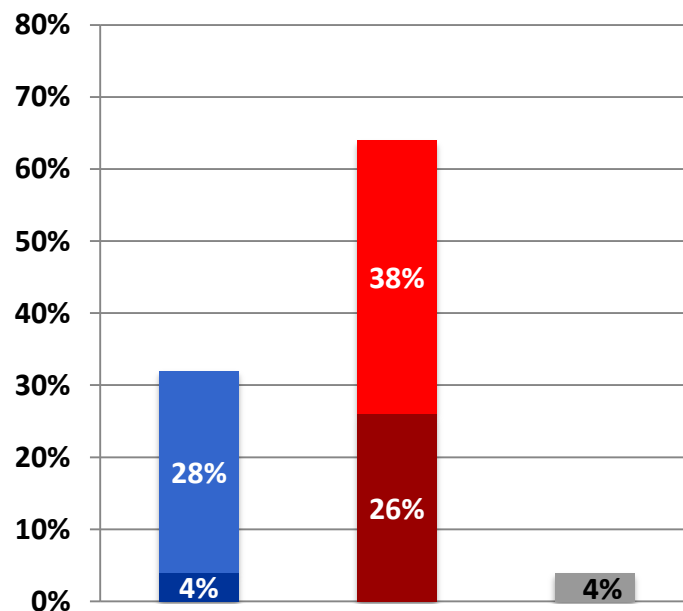
Province	Better	Worse	Same
Anbar	56%	22%	21%
Babil	40%	39%	21%
Baghdad	52%	25%	23%
Basra	65%	17%	19%
Dahuk	63%	3%	19%
Dhi-Qar	85%	6%	9%
Diyala	44%	21%	34%
Erbil	77%	5%	17%
Karbala	76%	9%	15%
Kirkuk	51%	30%	19%
Maysan	81%	8%	10%
Muthanna	78%	8%	13%
Najaf	84%	5%	11%
Ninawa	66%	25%	9%
Qadisiya	56%	37%	7%
Salahhadin	32%	39%	29%
Sulaymaniya	69%	14%	17%
Wasit	57%	23%	21%

Thinking now about members of your parliament and provincial council who represent you and your family, would you say these representatives are representing the needs and interests of the people? Do you agree strongly, agree somewhat, disagree somewhat, or disagree strongly with this statement?

Council of Representatives



Provincial Councils

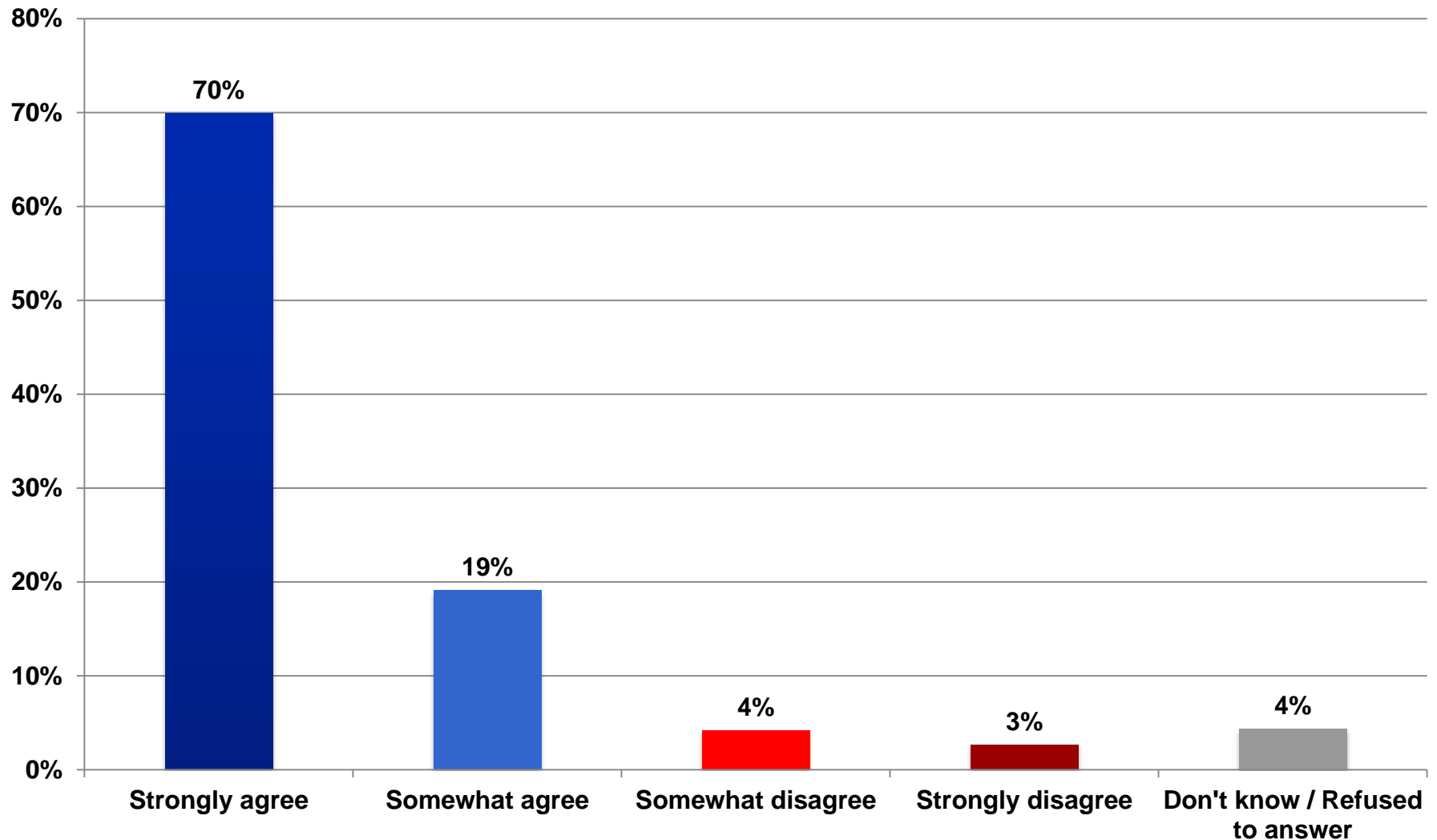


Strongly Agree **Somewhat agree** **Strongly disagree** **Somewhat disagree** **Don't know / Refused to answer**

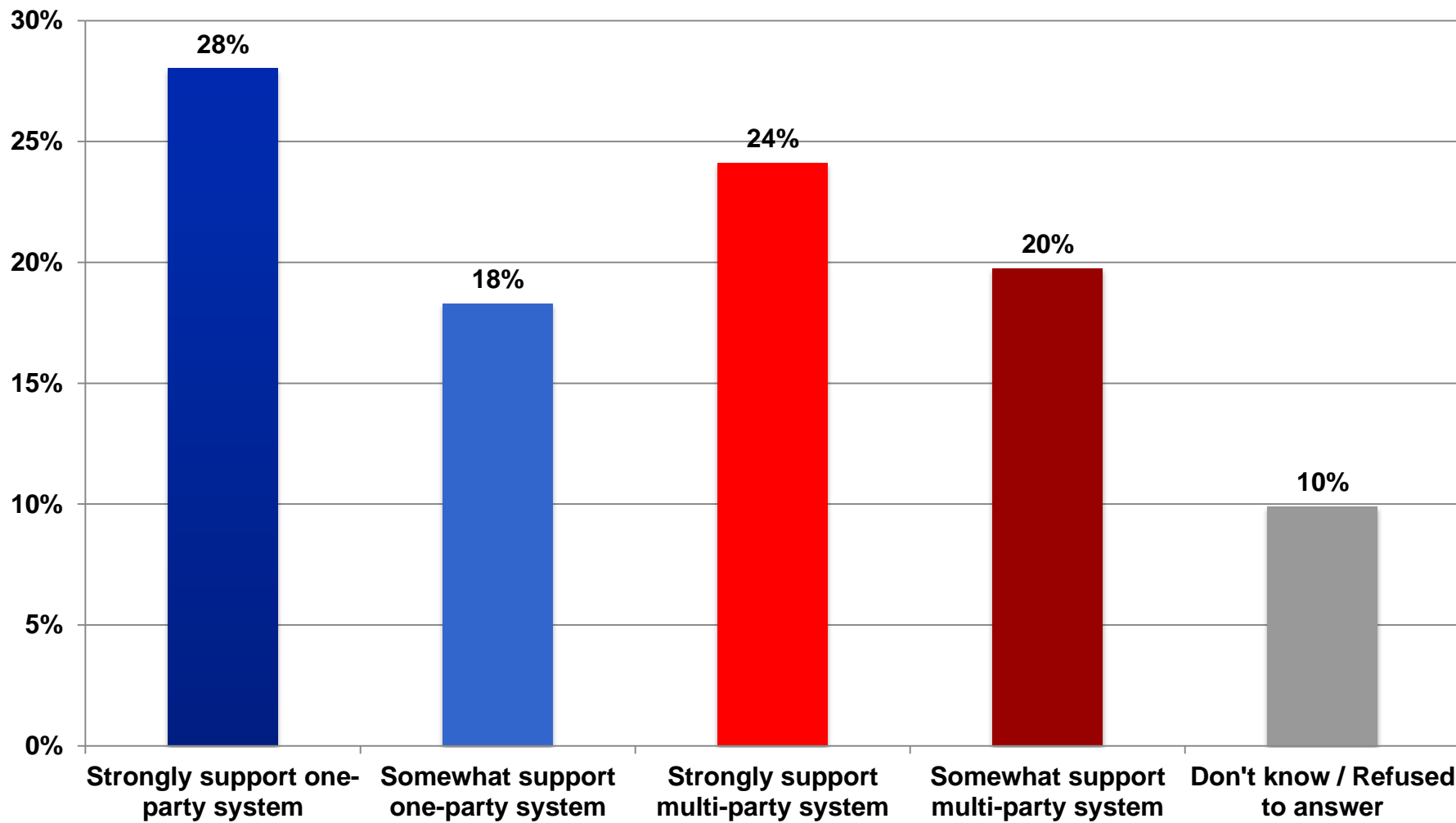
**Thinking now about members of your provincial council who represent you and your family, would you say that representatives in your provincial council are representing the needs and interests of the people? Do you agree strongly, agree somewhat, disagree somewhat, or disagree strongly with this statement?
(breakdown by province)**

Province	Agree	Disagree
Anbar	30%	68%
Babil	27%	71%
Baghdad	24%	75%
Basra	28%	69%
Dahuk	24%	51%
Dhi-Qar	41%	59%
Diyala	38%	59%
Erbil	34%	54%
Karbala	27%	73%
Kirkuk	48%	49%
Maysan	40%	58%
Muthanna	8%	90%
Najaf	58%	41%
Ninawa	22%	67%
Qadisiya	26%	72%
Salahhadin	31%	58%
Sulaymaniya	51%	46%
Wasit	39%	57%

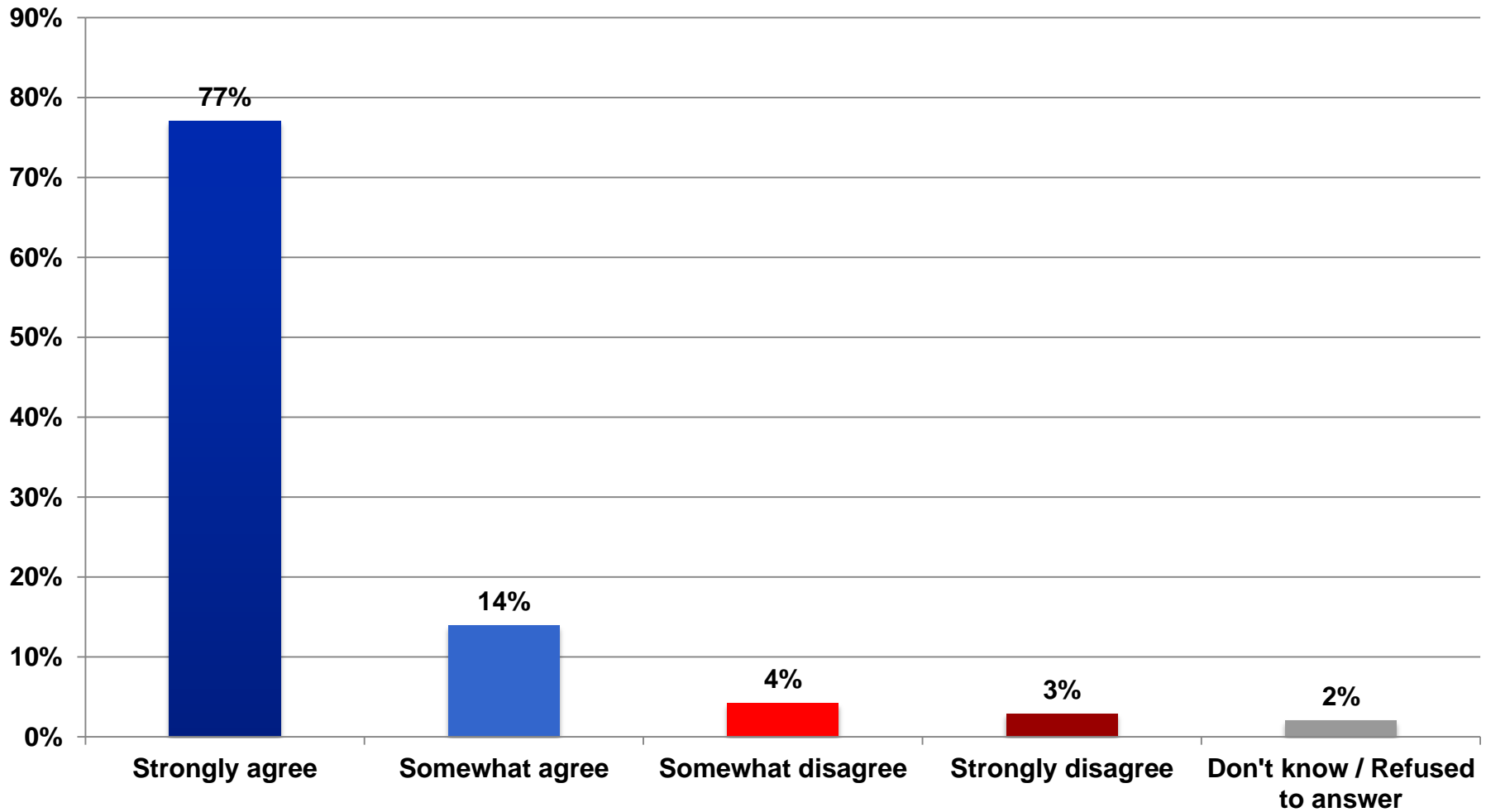
Do you believe there should be media present during provincial council votes and decisions?



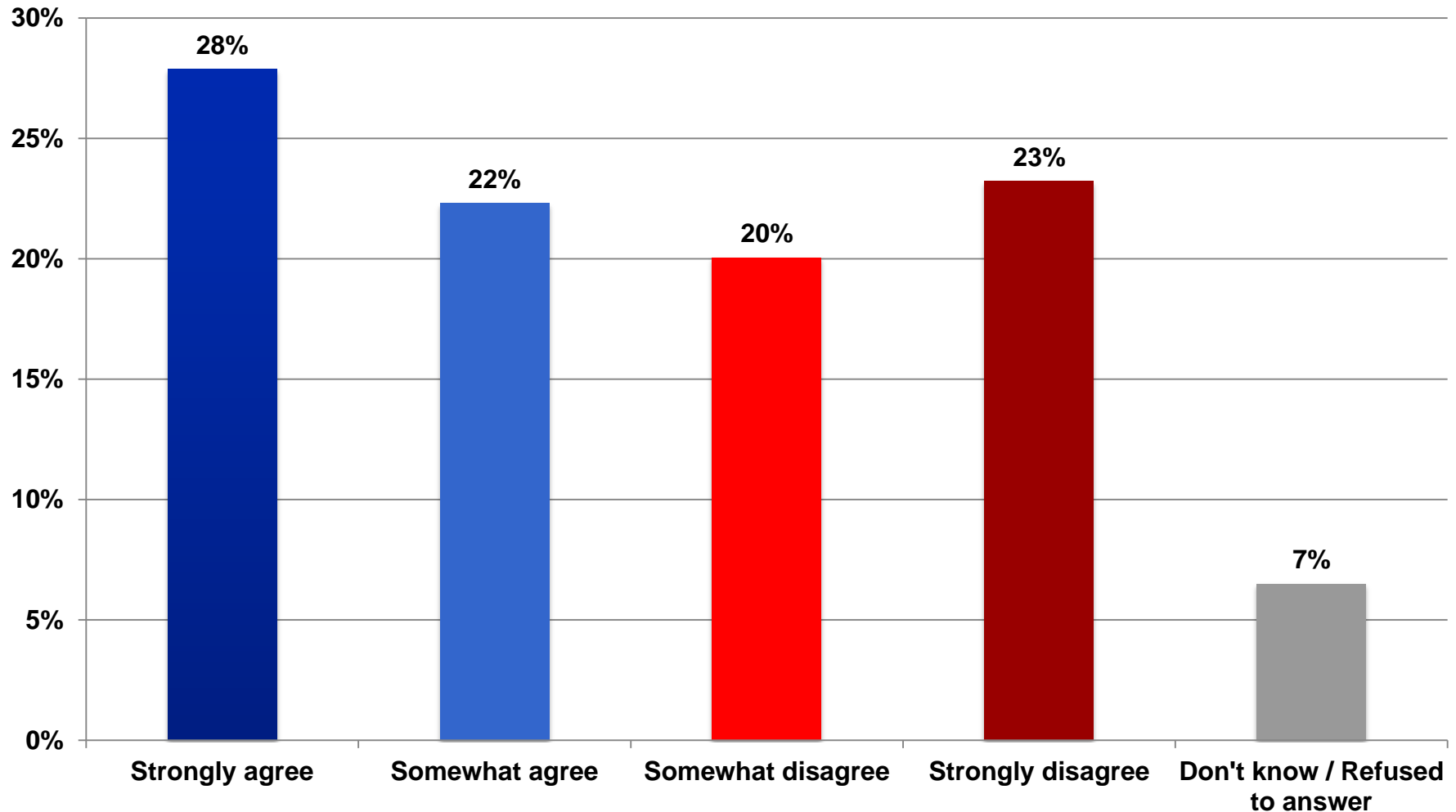
Do you support the idea of a one-party system controlling the government or do you support a multi-party system controlling the government?



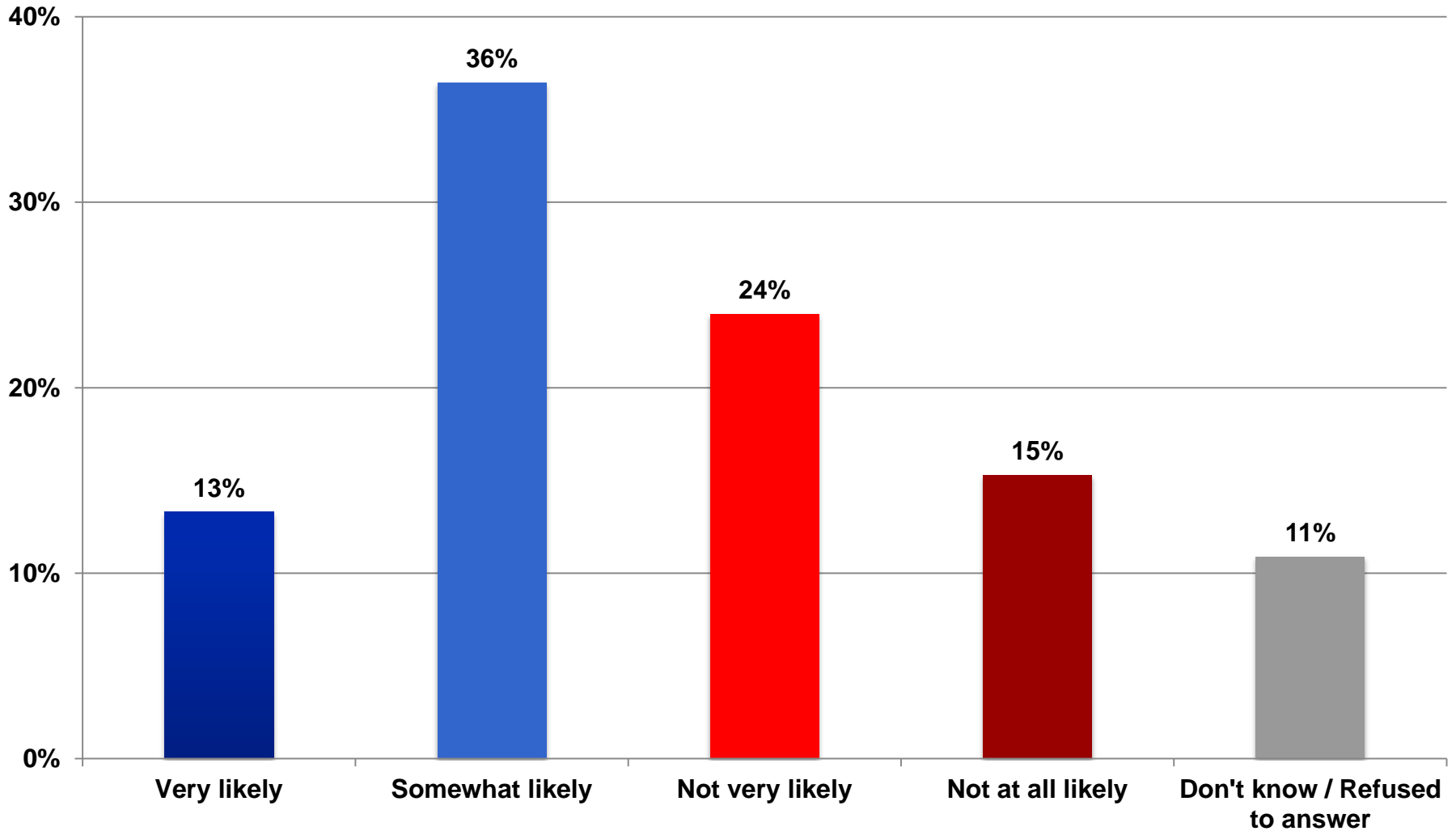
Do you believe there should be a minimal education and experience requirement for appointed government positions?



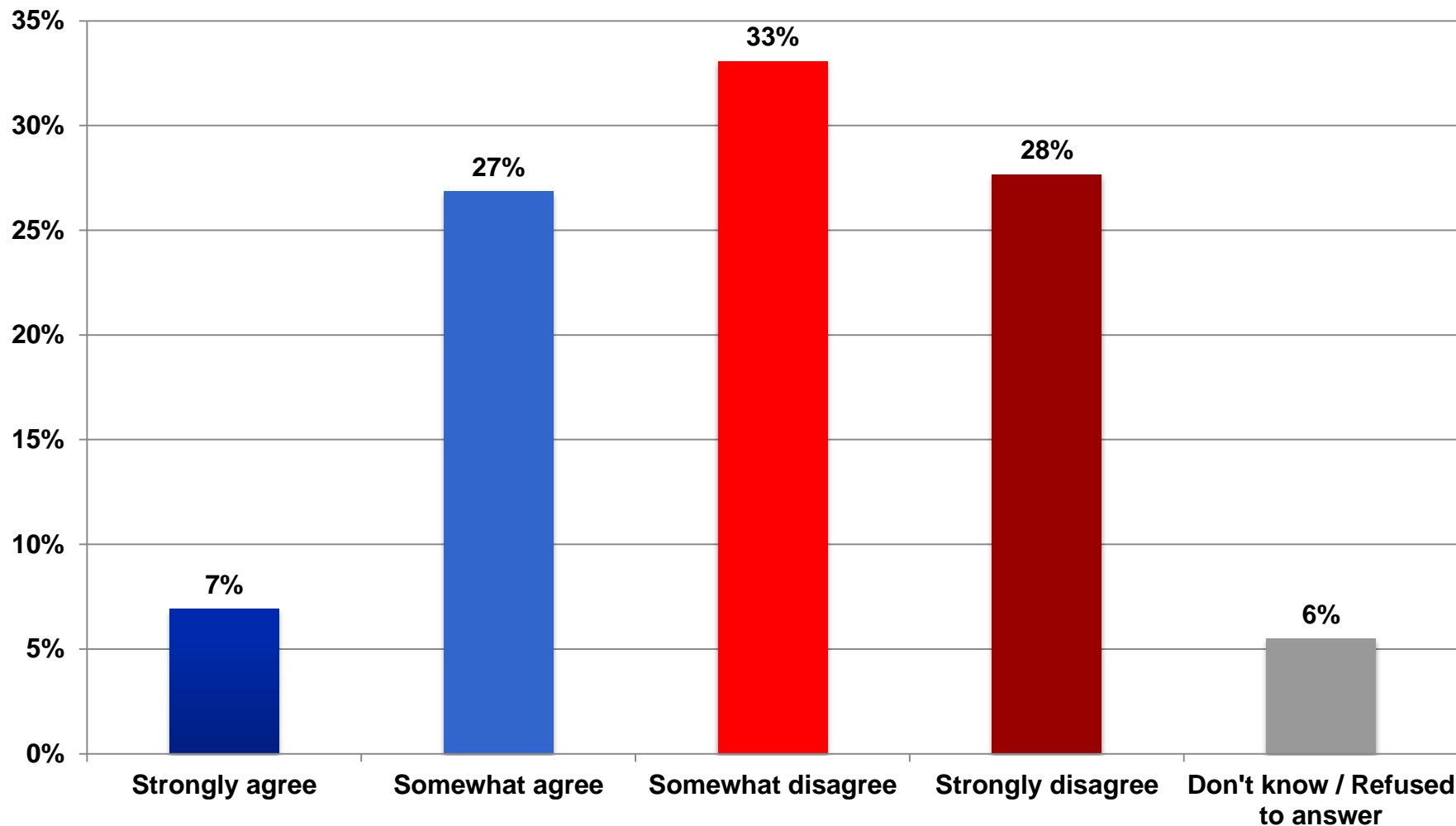
The age for an individual to run for parliament should be decreased to 25 years old. Do you agree strongly, agree somewhat, disagree somewhat or disagree strongly with this statement?



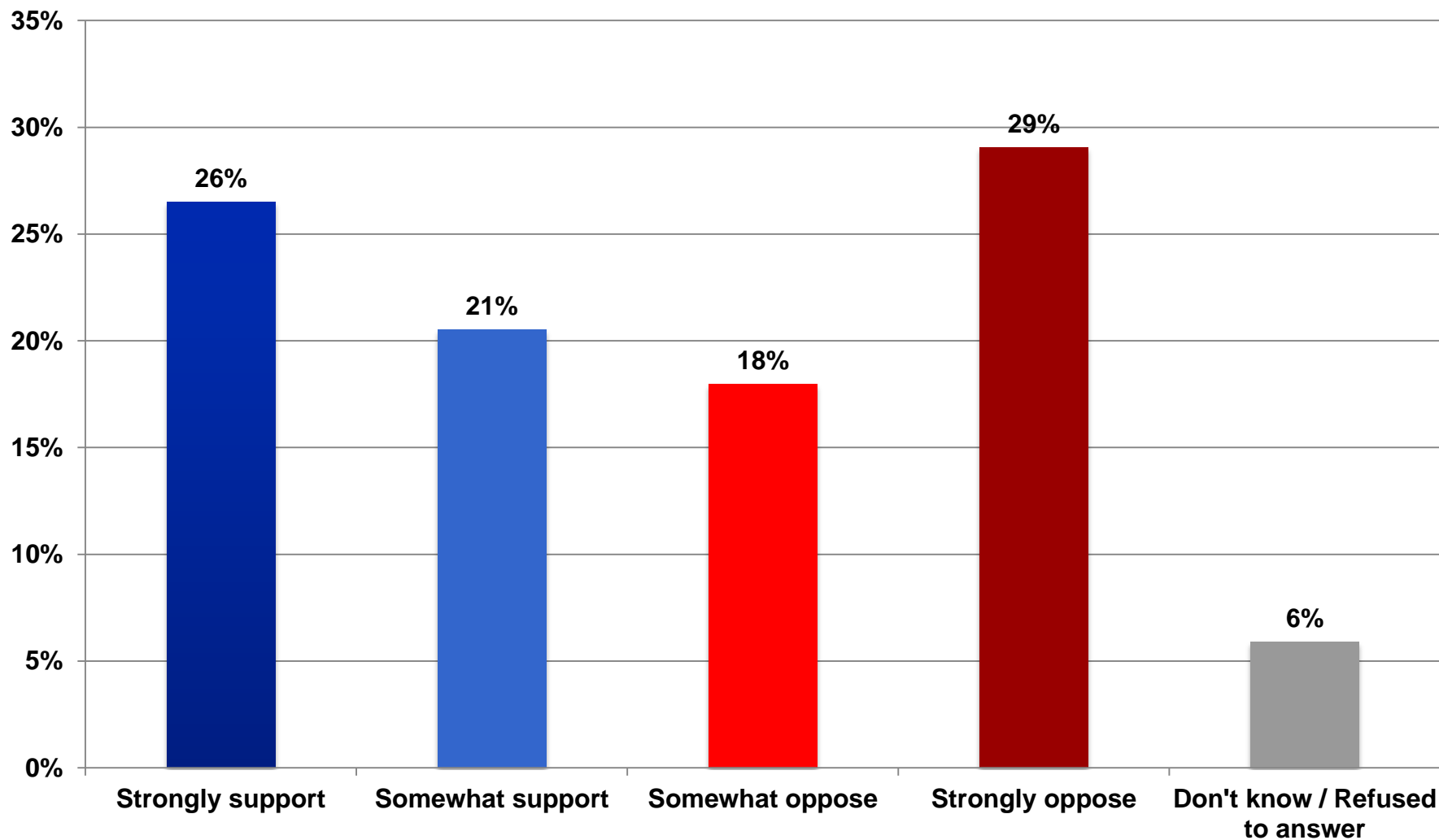
In your opinion, what is the likelihood that civil society organizations have the ability to solve the biggest problems in your province?



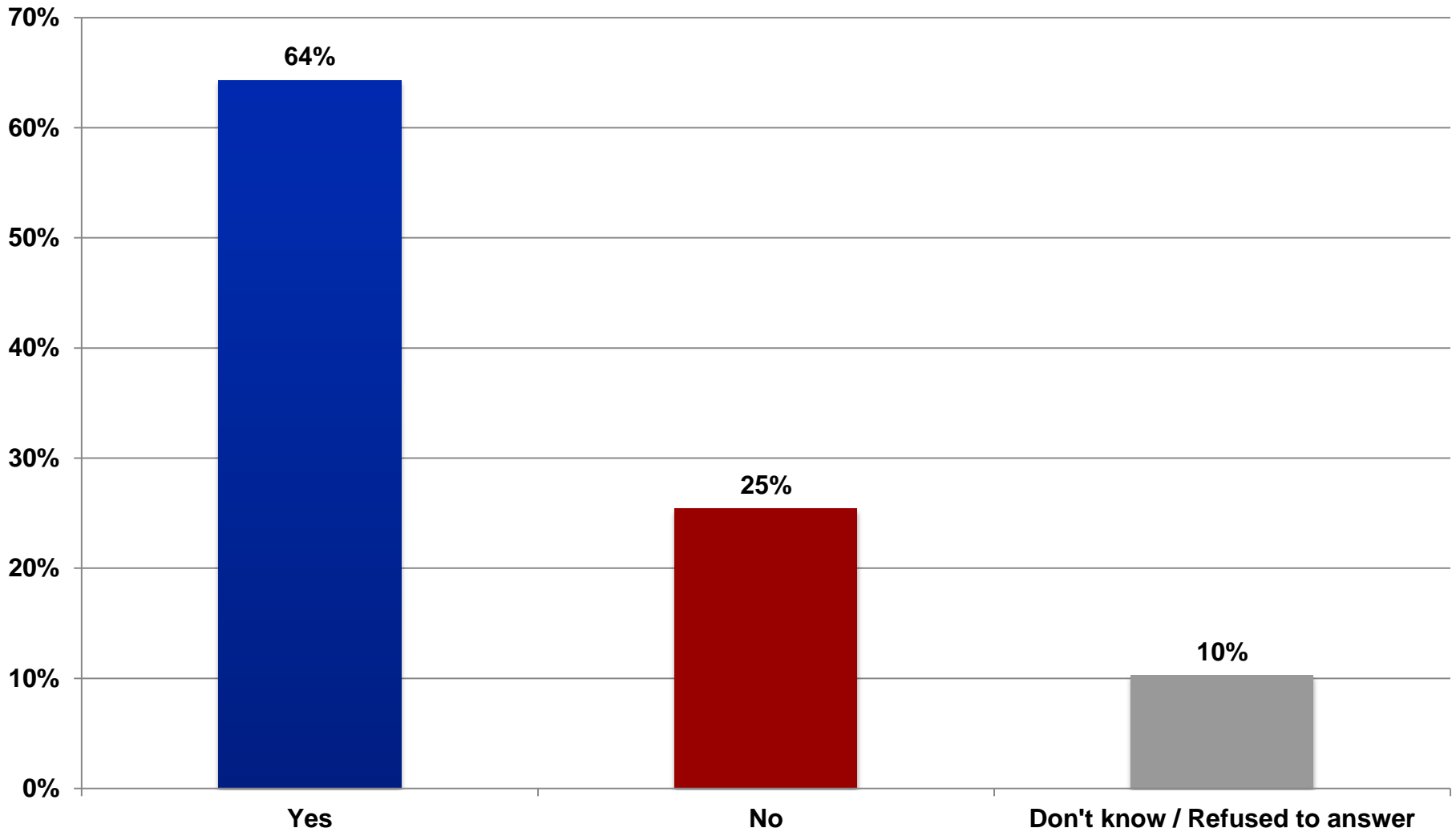
The provincial government is making progress in ending corruption. Do you agree strongly, agree somewhat, disagree somewhat or disagree strongly with this statement?



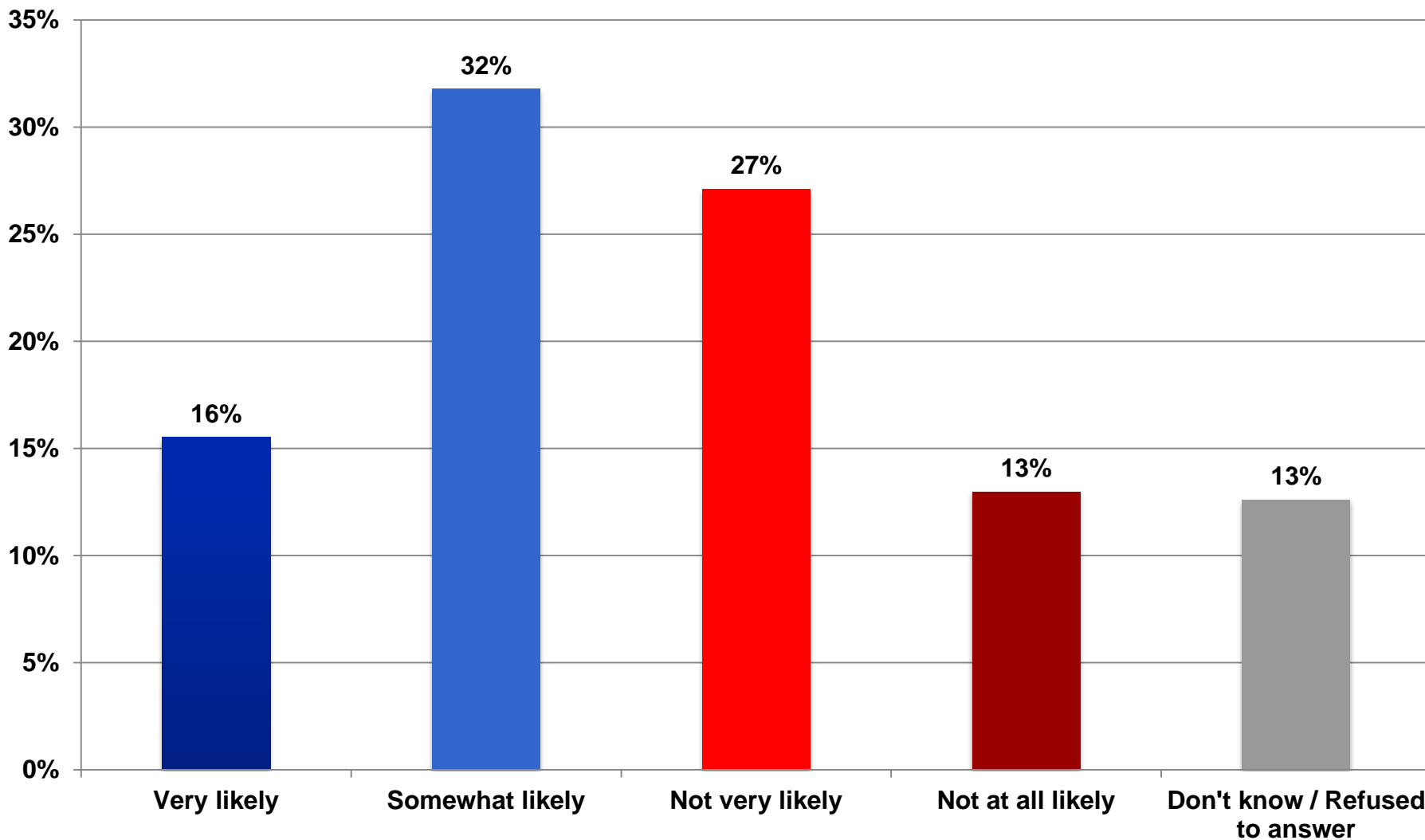
Do you support provinces forming their own autonomous regions similar to the Kurdish region?



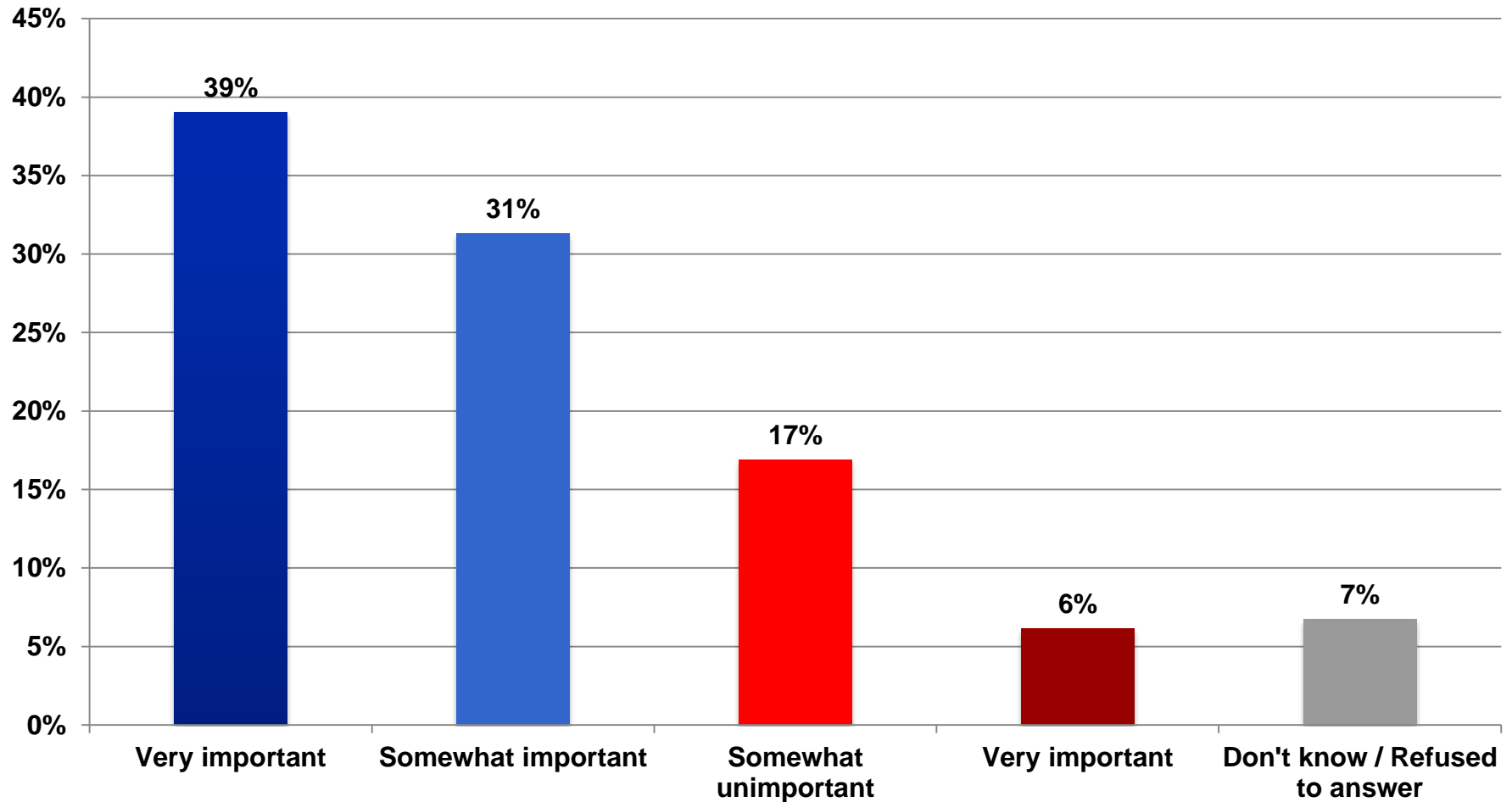
Do you plan to vote in the upcoming provincial council elections?



If provincial elections were held tomorrow, how likely is it that the current provincial council would be re-elected?



How important do you think it is that elections are held for local councils this year?



Not personally, but in terms of your province, what is the single biggest problem facing it as a whole?

Issue	Percent
Water and electricity	27%
Unemployment	22%
Security	15%
Government corruption	9%
Creating jobs	7%
Living standards	6%
Paving roads	5%
Trash collection	2%
Sewage system	2%
Wages and salaries	1%
Health care	1%
Education	1%
Don't know / Refused to answer	1%

**Not personally, but in terms of your province, what is the single biggest problem facing it as a whole?
(breakdown by province)**

Issue	Anbar	Babil	Baghdad	Basra	Dahuk	Dhi-Qar	Diyala	Erbil	Karbala
Water and electricity	31%	34%	29%	67%	6%	30%	12%	11%	20%
Paving roads	1%	3%	5%	1%	20%	6%	2%	10%	7%
Sewage system	0%	1%	1%	1%	0%	0%	5%	2%	2%
Trash collection	0%	2%	2%	1%	8%	4%	2%	3%	2%
Security	9%	14%	27%	2%	2%	3%	35%	3%	10%
Unemployment	26%	25%	14%	16%	20%	37%	29%	16%	16%
Government corruption	10%	7%	8%	4%	21%	4%	2%	26%	22%
Wages and salaries	5%	1%	1%	0%	1%	1%	1%	1%	1%
Education	0%	1%	1%	0%	1%	0%	0%	2%	2%
Health care	0%	1%	1%	0%	2%	3%	0%	9%	3%
Living standards	6%	6%	6%	4%	8%	6%	2%	8%	8%
Creating jobs	13%	5%	5%	2%	8%	5%	12%	9%	6%

(continued to next slide)

**Not personally, but in terms of your province, what is the single biggest problem facing it as a whole?
(breakdown by province: continued)**

Issue	Kirkuk	Maysan	Muthanna	Najaf	Ninawa	Qadisiya	Salahhadin	Sulaymaniya	Wasit
Water and electricity	6%	14%	64%	48%	13%	23%	24%	3%	34%
Paving roads	2%	1%	8%	6%	7%	4%	5%	12%	4%
Sewage system	2%	0%	0%	1%	2%	16%	5%	1%	3%
Trash collection	1%	1%	2%	0%	4%	3%	0%	2%	1%
Security	32%	6%	2%	9%	17%	7%	26%	3%	17%
Unemployment	25%	43%	13%	21%	28%	33%	23%	28%	24%
Government corruption	10%	10%	3%	4%	7%	5%	3%	29%	2%
Wages and salaries	2%	2%	0%	1%	2%	0%	3%	2%	1%
Education	2%	4%	0%	0%	2%	0%	0%	2%	0%
Health care	2%	1%	0%	0%	1%	0%	1%	2%	1%
Living standards	7%	2%	5%	6%	4%	8%	4%	8%	8%
Creating jobs	9%	13%	2%	4%	11%	0%	6%	8%	6%

Who do you think is responsible for the current situation in your province with regards to these issues?

Issue	President of Iraq	Prime Minister of Iraq	President of Kurdistan	Parliament of Iraq	Your provincial council	Your governor	Your local council	Don't know / Refused to answer
Water and electricity	5%	36%	5%	17%	22%	8%	3%	4%
Security	5%	55%	8%	7%	12%	10%	0%	4%
Unemployment	4%	30%	8%	35%	13%	5%	1%	3%
Government corruption	5%	33%	9%	30%	13%	6%	1%	3%
Wages and salaries	6%	27%	7%	48%	6%	2%	1%	4%
Health care	4%	20%	6%	27%	25%	10%	2%	5%
Education	4%	25%	6%	36%	14%	6%	2%	6%
Trash collection	1%	6%	2%	4%	22%	13%	48%	4%

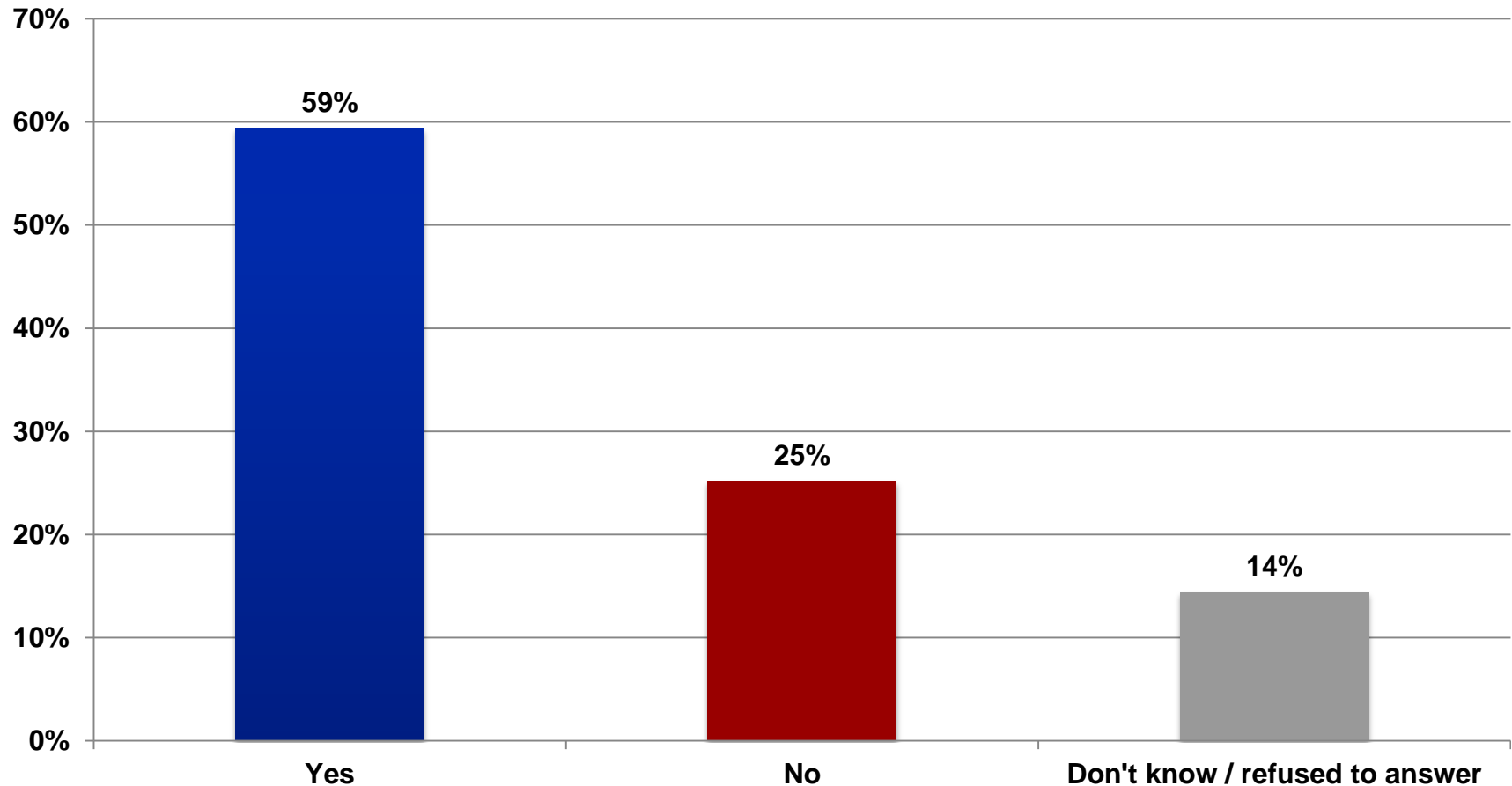
In your opinion, how likely is it that your provincial council will improve conditions in your area in terms of ...? Would you say it is very likely, somewhat likely, not very likely or not likely at all?

Area	Very likely	Somewhat likely	Not very likely	Not likely at all	Don't know / Refused to answer
Basic services	15%	48%	25%	10%	2%
Jobs	9%	31%	35%	22%	2%
Security	20%	40%	20%	16%	3%

**In your opinion, how likely is it that your provincial council will improve conditions in your area in terms of jobs? Would you say it is likely or not likely?
(breakdown by province)**

Province	Likely	Not likely
Anbar	38%	62%
Babil	33%	65%
Baghdad	36%	61%
Basra	34%	63%
Dahuk	48%	44%
Dhi-Qar	44%	56%
Diyala	43%	46%
Erbil	43%	52%
Karbala	39%	59%
Kirkuk	60%	37%
Maysan	71%	28%
Muthanna	21%	75%
Najaf	30%	70%
Ninawa	39%	58%
Qadisiya	21%	75%
Salahhadin	25%	71%
Sulaymaniya	63%	34%
Wasit	56%	44%

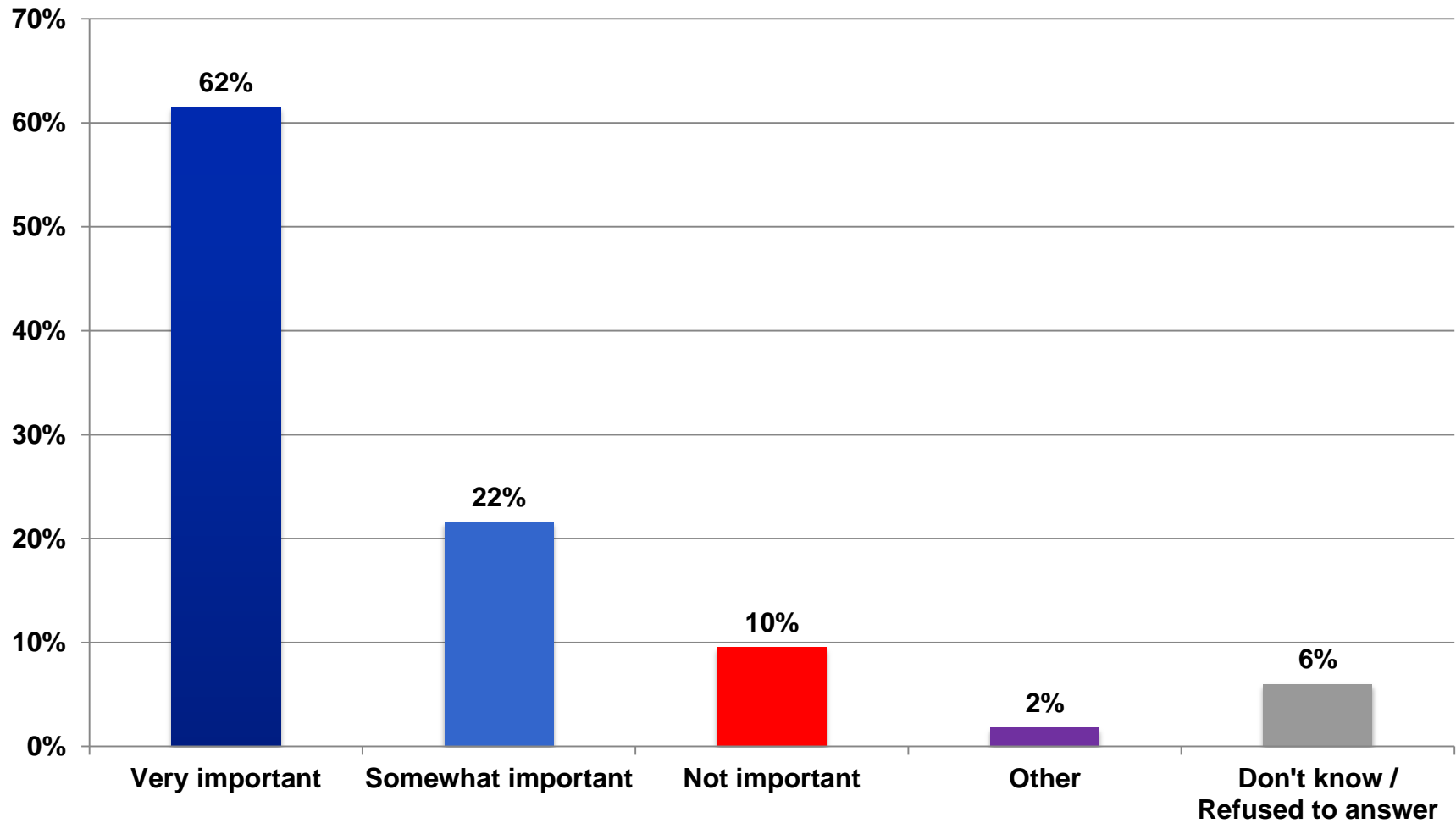
Do you agree with your provincial council handling basic services, like water, sewage, electricity, garbage collection and road maintenance, instead of the federal government?



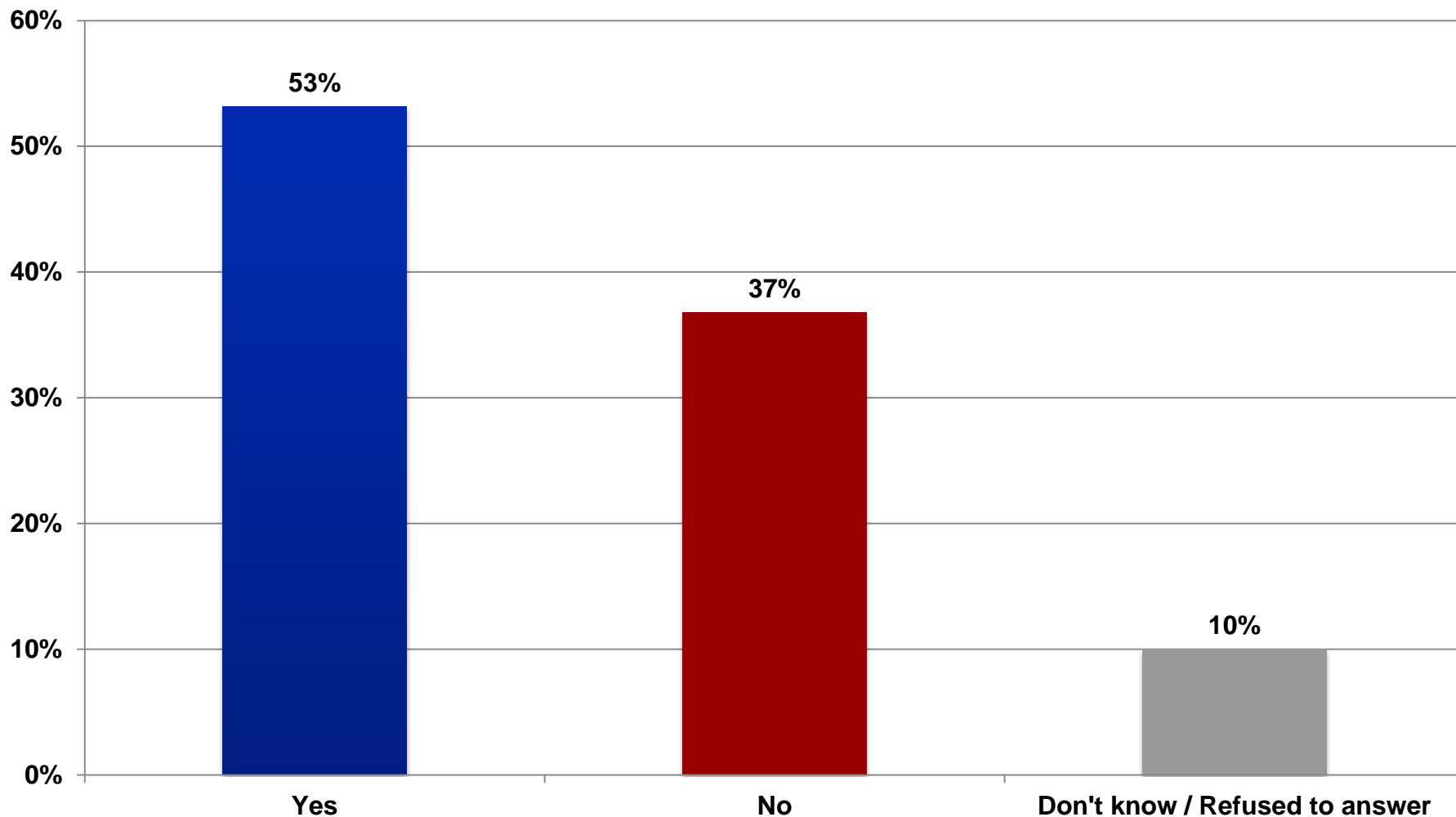
Do you agree or disagree with the following statement: The provincial council is ...?

Statement	Agree	Somewhat agree	Somewhat disagree	Disagree	Don't know / Refused to answer
Responsive to the people's needs	7%	30%	38%	22%	3%
Accessible to citizens	10%	31%	30%	25%	4%
Transparent	6%	15%	35%	36%	8%
Accountable	10%	24%	30%	26%	10%

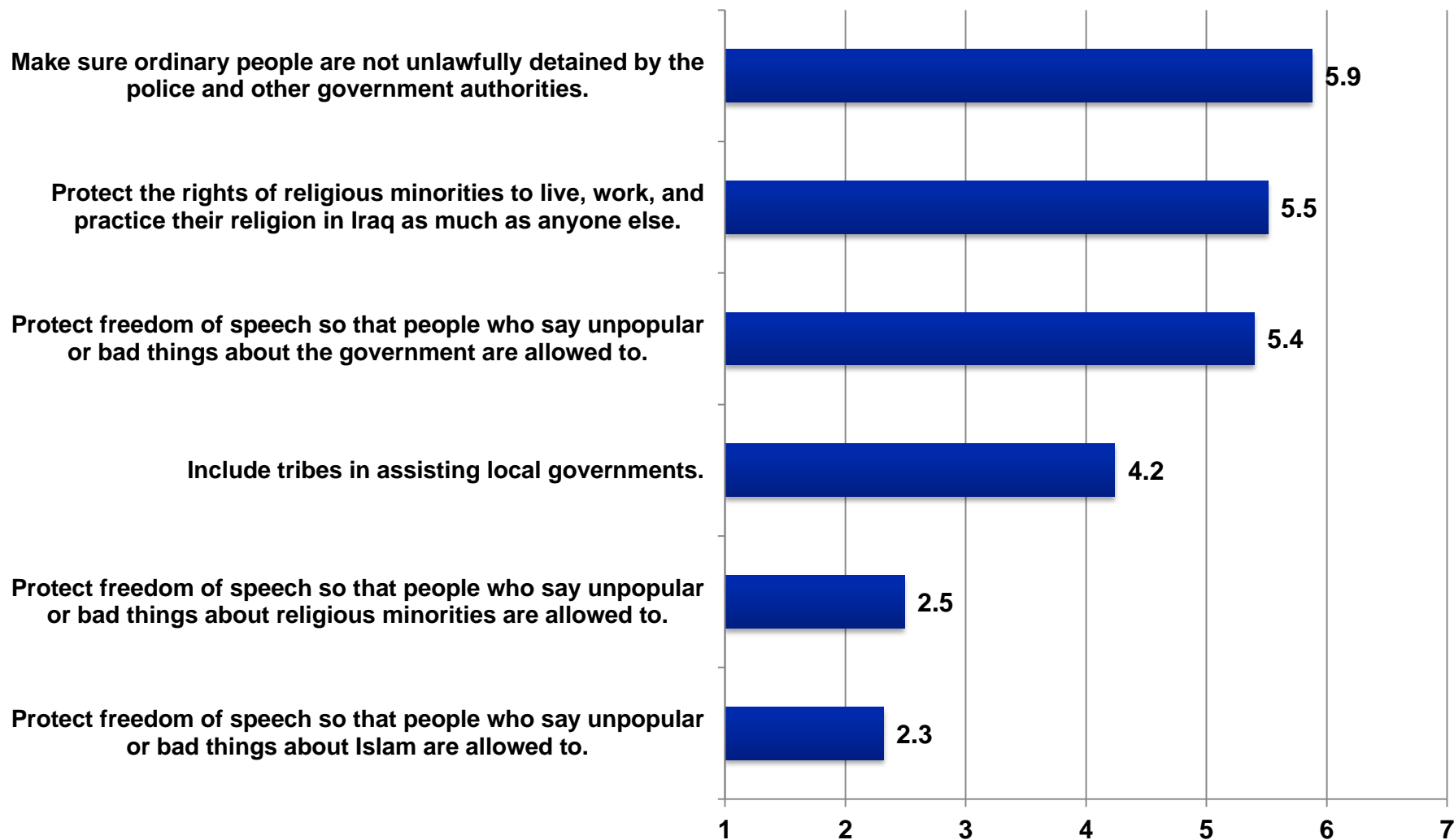
In your opinion, is it important to have a census in your province?



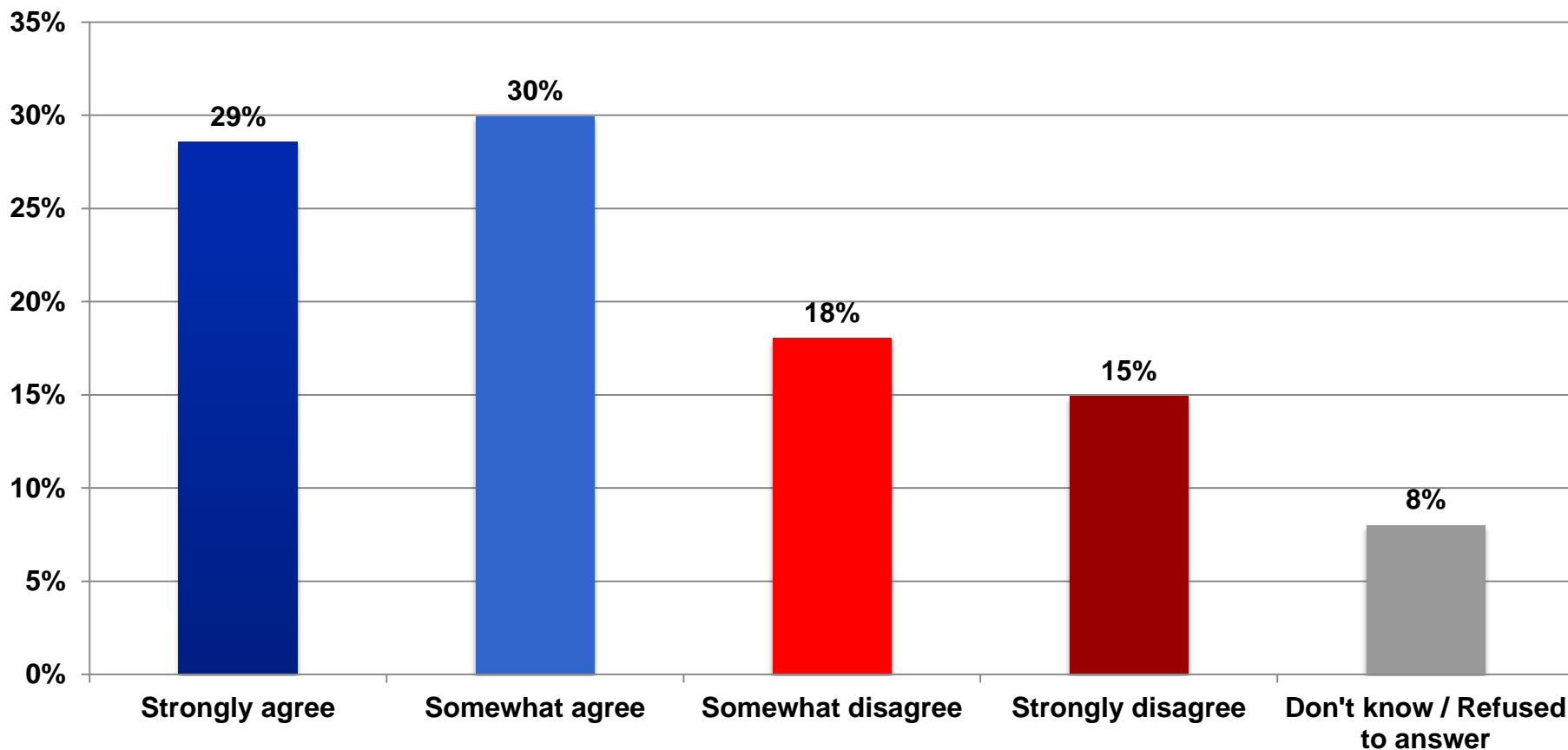
If a referendum were held regarding the status of Ninawa, Kirkuk and Diyala, and the residents of these provinces voted to join the Kurdish Region, would you respect the results of the referendum?



On a scale from one to seven, seven being the most important and one being the least important, how important is it for the government to:



**I am now going to read you a statement. Please tell me if you agree or disagree.
The national army should be replaced with national police forces in the cities to
maintain security.**



Demographics



What is the name of your favorite radio station?

Radio station	Percent
Radio Sawa	14%
Radio Dijla	8%
Radio Sumer	6%
Radio Al-Rasheed	5%
Gomhoreyat Al-Iraq	4%
Baghdad	4%
Radio Ur-FM	3%
Radio Nawa	2%
Nahrain	2%
Al-Ghadeer	2%
Al-Ma'arif	1%
Radio Beladi	1%
Radio Kurdsat	1%
Other	15%
Don't know / Refused to answer	28%

What is the name of your favorite television station?

Station	Percent
Al-Sharqiya	19%
Al-Iraqia	16%
Al-Sumarria	8%
Al-Baghdadiya	7%
Al-Arabiya	4%
Al-Anwar	4%
Al-Hurra Iraq	3%
Al-Fourat	3%
NRT TV	3%
Kurdsat	2%
Al-Fayha'a	2%
Kurdistan TV	2%
Baghdad TV	2%
Other	7%
Don't know / Refused	5%

Where are you likely to get your local news and information?

Information source	1st choice	2nd choice	3rd choice
Newspaper	4%	6%	12%
Radio	4%	24%	12%
Television	78%	14%	4%
Internet	6%	13%	7%
SMS	0%	2%	3%
Rumors at public places	5%	24%	20%
Mosque	0%	2%	6%
Other	1%	5%	18%
Don't know / Refused to answer	2%	8%	18%

Are you now working, a housewife (*asked only of women*), retired, a student or looking for work?

Occupation	Percent
Working	42%
Unemployed	13%
Retired	2%
Student	11%
Housewife	26%
Other	3%
Don't know / Refused to answer	4%

Please tell us which answer best describes your current economic situation.

Current situation	Percent
I have trouble feeding myself and my family, and buying even the most essential things for survival.	14%
I have enough means for survival, but I do not have enough money for extra things.	48%
I am able to afford things like new clothes and eating at restaurants but not often.	26%
I am able to afford things like new clothes and eating out and also support other members of my family who can't.	10%
Don't know / Refused to answer	2%

Can you please tell me which party you are you most likely to support?

Party	Percent
Iraqi Dawa Party/Nouri Al-Maliki	27%
Iraqi National Accord/Ayad Allawi	16%
Iraqi Islamic Supreme Council/Ammar Al-Hakim	9%
Sadrist Current/Muqtada Al-Sader	9%
Kurdistan Democratic Party/Masoud Barzani	8%
National Reform Current/Ibrahim Al-Ja'afari	6%
Patriot Union of Kurdistan/Jalal Talabani	5%
Iraqi Islamic Party/Iyad Al-Samrai	3%
Tajdeed/Tariq Al-Hashmi	3%
Iraqi Front for National Dialogue/Salih Al-Mutlaq	3%
Goran List (Change Party)/Nawshirwan Mustafa	3%
Iraqlyoon Gathering/Usama al-Nujeifi	2%
Turkmen Front/Arshad al-Salihi	2%
Iraqi Constitutional Party/Jawad Al-Bolani	1%
Iraqi Virtue Party/Hashim Al-Hashmi	1%
Kurdistan Islamic Union/Mohammed Faraj	1%
Assyrian Democratic Movement/Yundim Kenna	1%
Kurdistan Islamic Komal/Ali Bapeer	0%
Iraqi Dawa Party-Iraq Organization/Hashim al-Mosawi	0%



www.iri.org



www.pechterpolls.com