



Public Opinion Survey of Residents of Ukraine

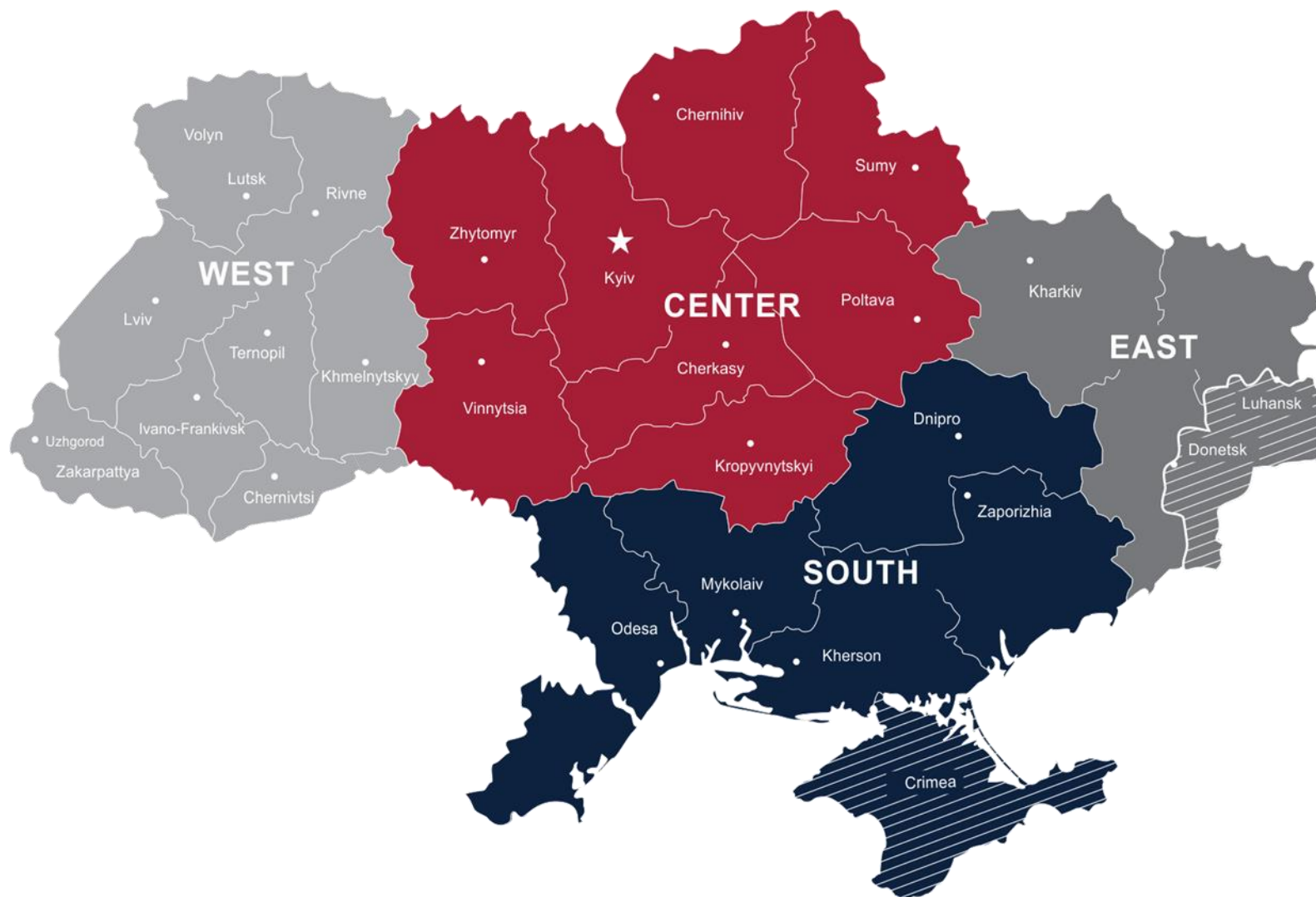
6-15 November, 2021



Methodology

- The survey was conducted by Sociological Group “Rating” on behalf of the Center for Insights and Survey Research (CISR) of the International Republican Institute (IRI).
- The survey was conducted throughout all of Ukraine (except for in the occupied territories of Crimea, Donetsk and Luhansk oblasts) between November 6 and November 15, 2021 through face-to-face interviews at the respondents’ homes.
- The total sample consists of 2,400 residents of Ukraine aged 18 and older.
- The results were weighted according to region, age and gender distribution based on data from the State Statistics Committee of Ukraine as of January 1, 2019.
- The margin of error at the 95 percent confidence level does not exceed 2 percent.
- The response rate was 53 percent.
- Charts and graphs may not add up to 100 percent due to rounding.
- This survey is made possible by the generous support of the American people through the U.S. Agency for International Development (USAID).

Geographical Key



*Due to the Russian occupation of Crimea and ongoing conflict in the East of Ukraine, citizens of Crimea and Non-Government Controlled Areas of Donetsk and Luhansk oblasts did not participate in the survey.

Frequently Cited Disaggregates*

Disaggregate	Disaggregation Category	Base
Region	West	n=643
	Center	n=835
	South	n=592
	East	n=329
Age	18-35	n=719
	36-50	n=660
	51+	n=1,021
Gender	Male	n=1,089
	Female	n=1,311
Income [†]	Very poor	n=438
	Poor	n=690
	Low income	n=792
	High income	n=417
Direction of the country	Right direction	n=517
	Wrong direction	n=1,618

*Cited bases are weighted. Margin of error will vary with sample size n.

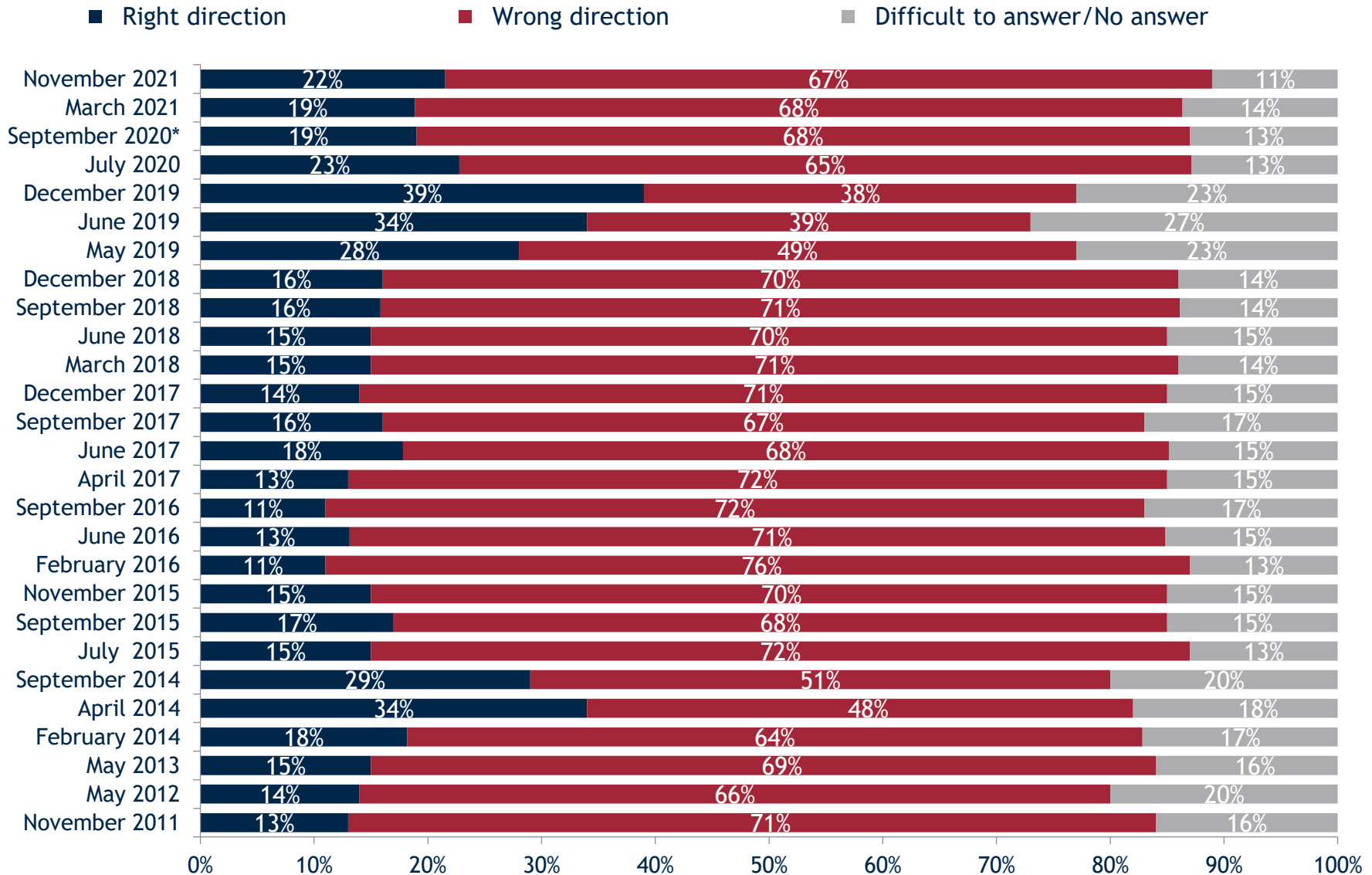
†Respondents were asked “Which of the following best describes your financial situation?” The possible answers presented were 1. “There isn’t enough money even for food” (Very poor); 2. “There is enough for everyday expenses, but it is difficult to buy clothes” (Poor); 3. “Basically enough, but not enough to buy expensive items” (Low income); 4 and 5 merged into “high income: “Enough for almost everything, but buying an apartment, a house is not available” (4. High income); and “We deny ourselves practically nothing” (5. High income).



Citizen Sentiments

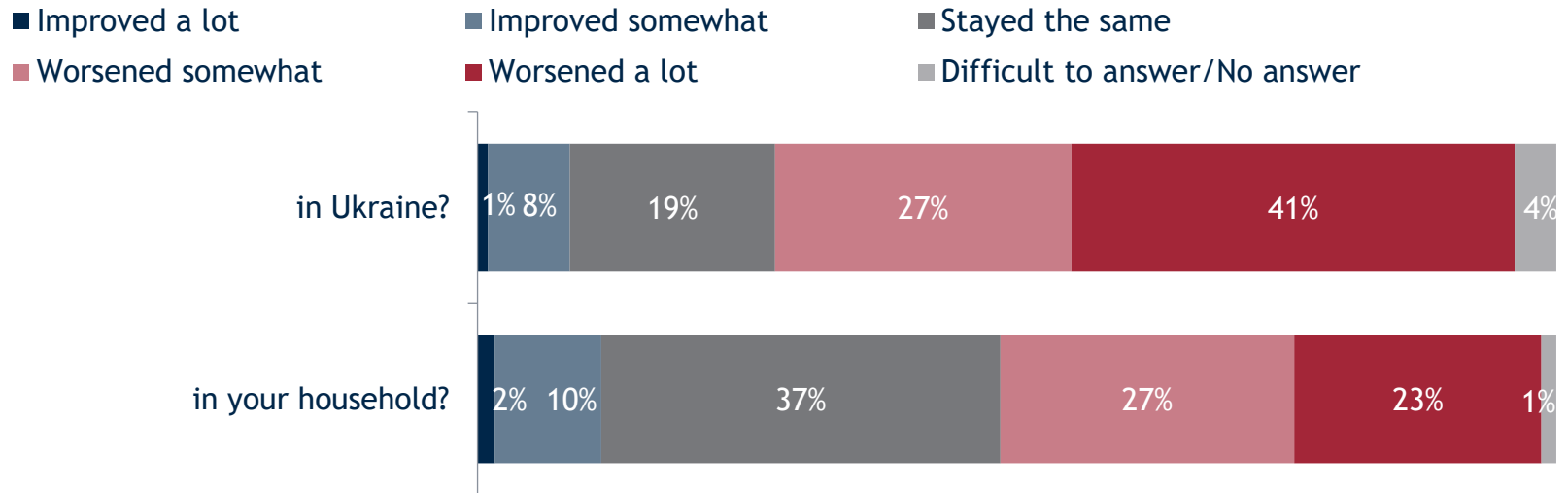


In general, would you say that our country is heading in the right direction or the wrong direction?

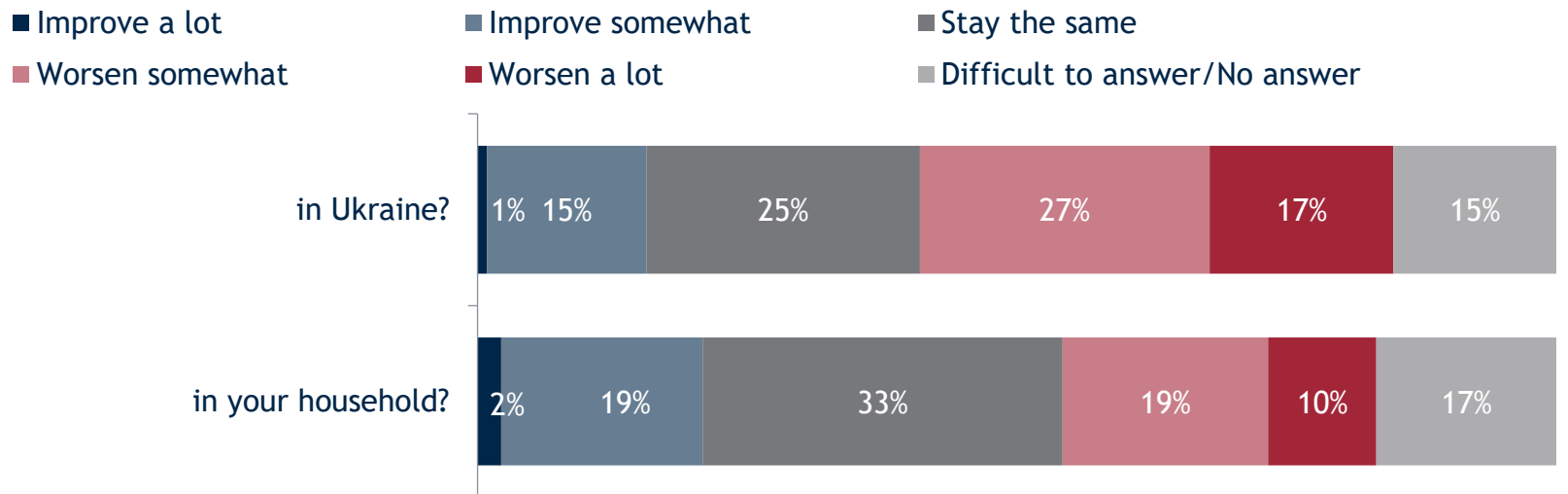


*Please note that the September 2020 poll was carried out using a Computer Assisted Telephone Interview methodology (CATI). This change in interview mode may affect trend analysis.

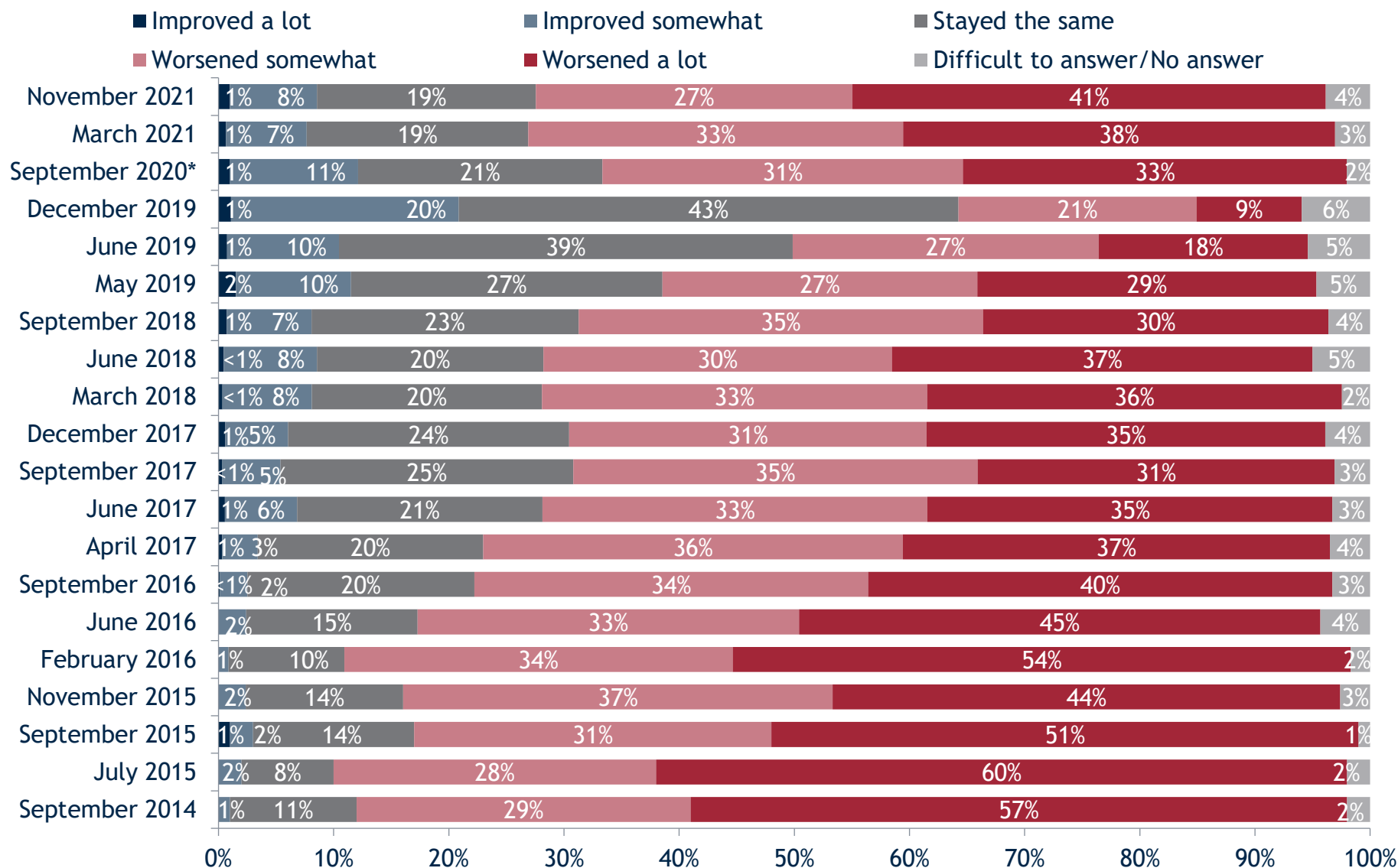
Over the last 12 months, how has the economic situation changed ...



In the next 12 months, how do you expect the economic situation to change ...?

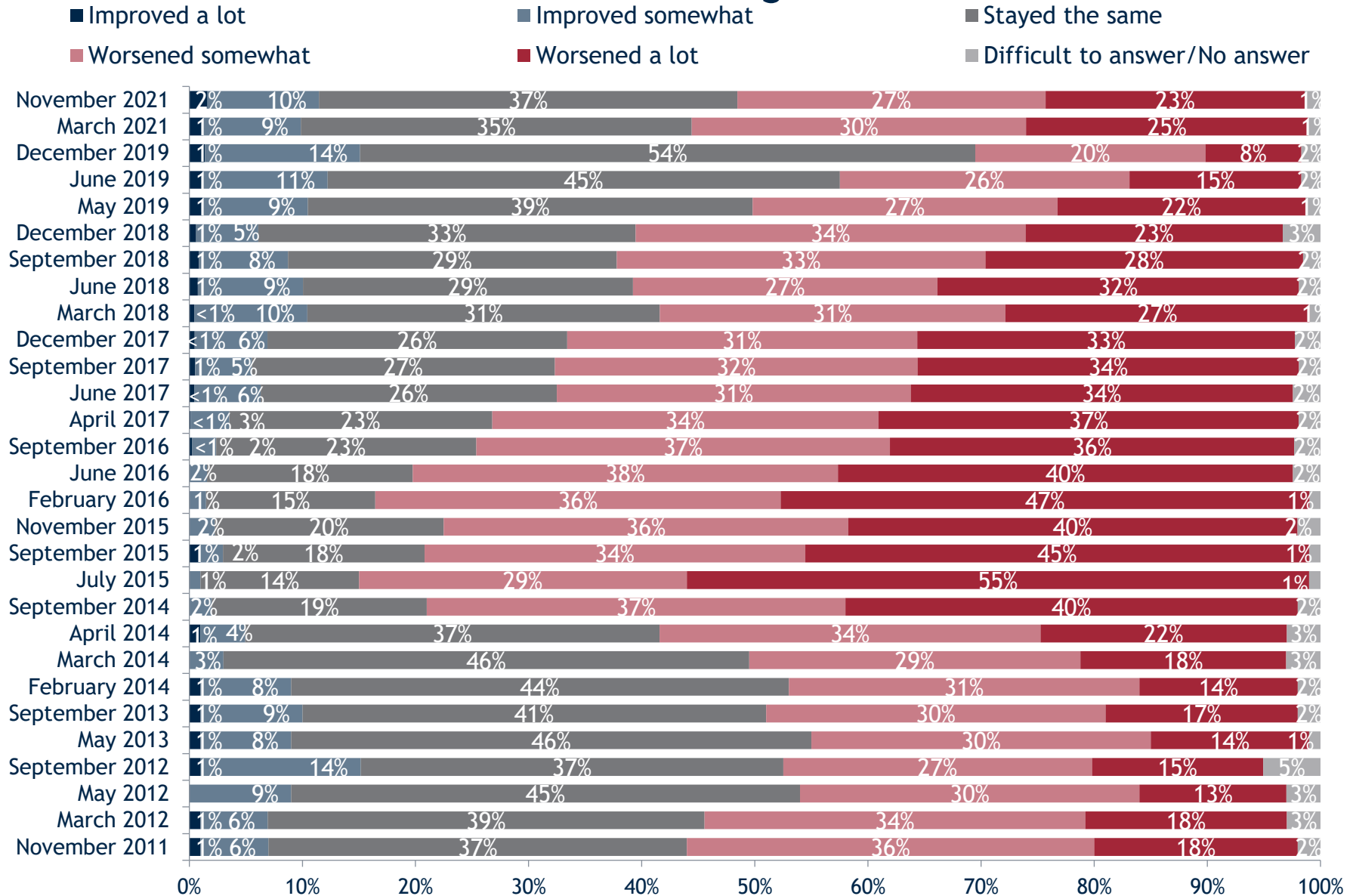


Over the last 12 months, how has the economic situation in Ukraine changed?

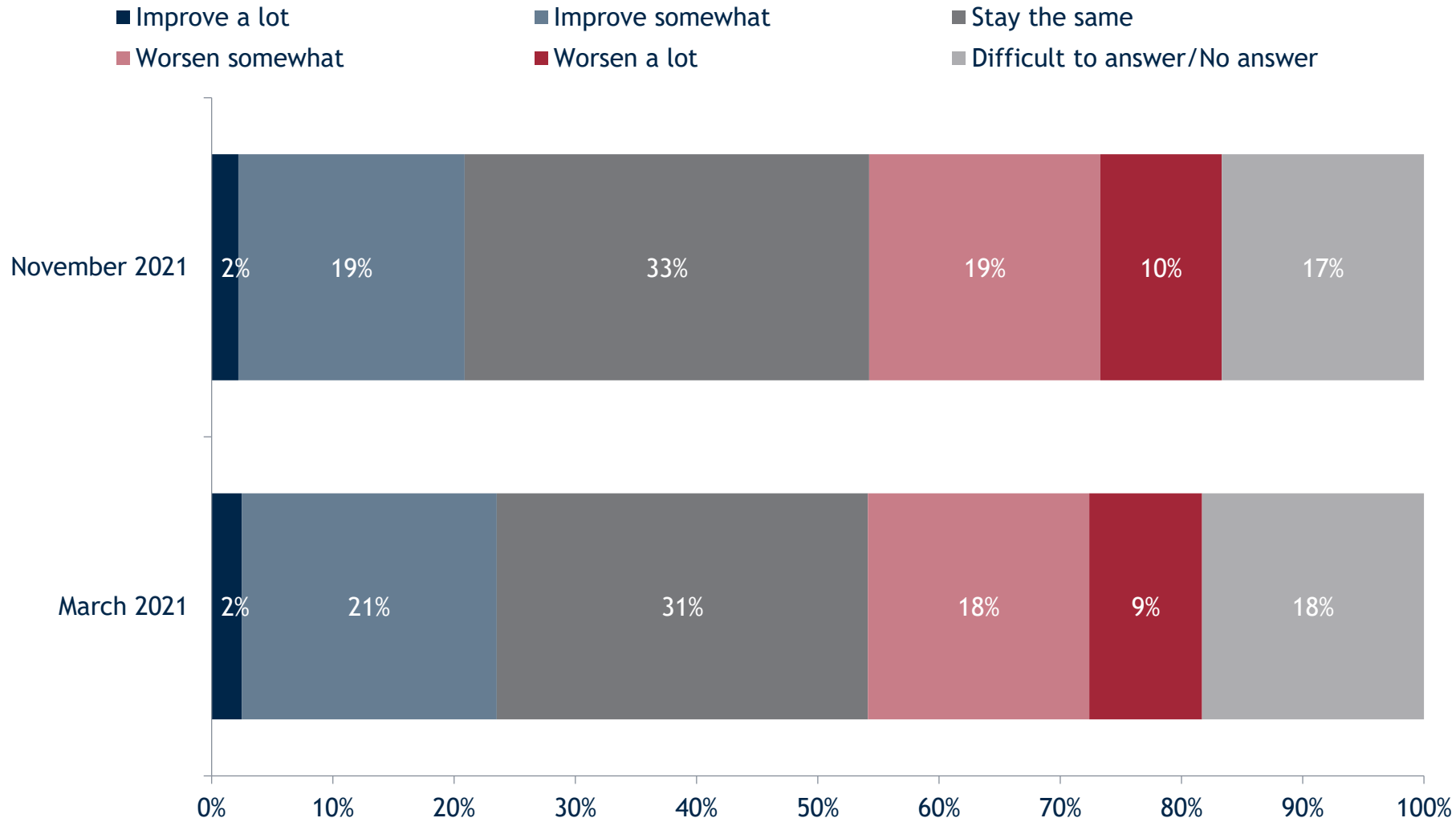


*Please note that the September 2020 poll was carried out using a Computer Assisted Telephone Interview methodology (CATI). This change in interview mode may affect trend analysis.

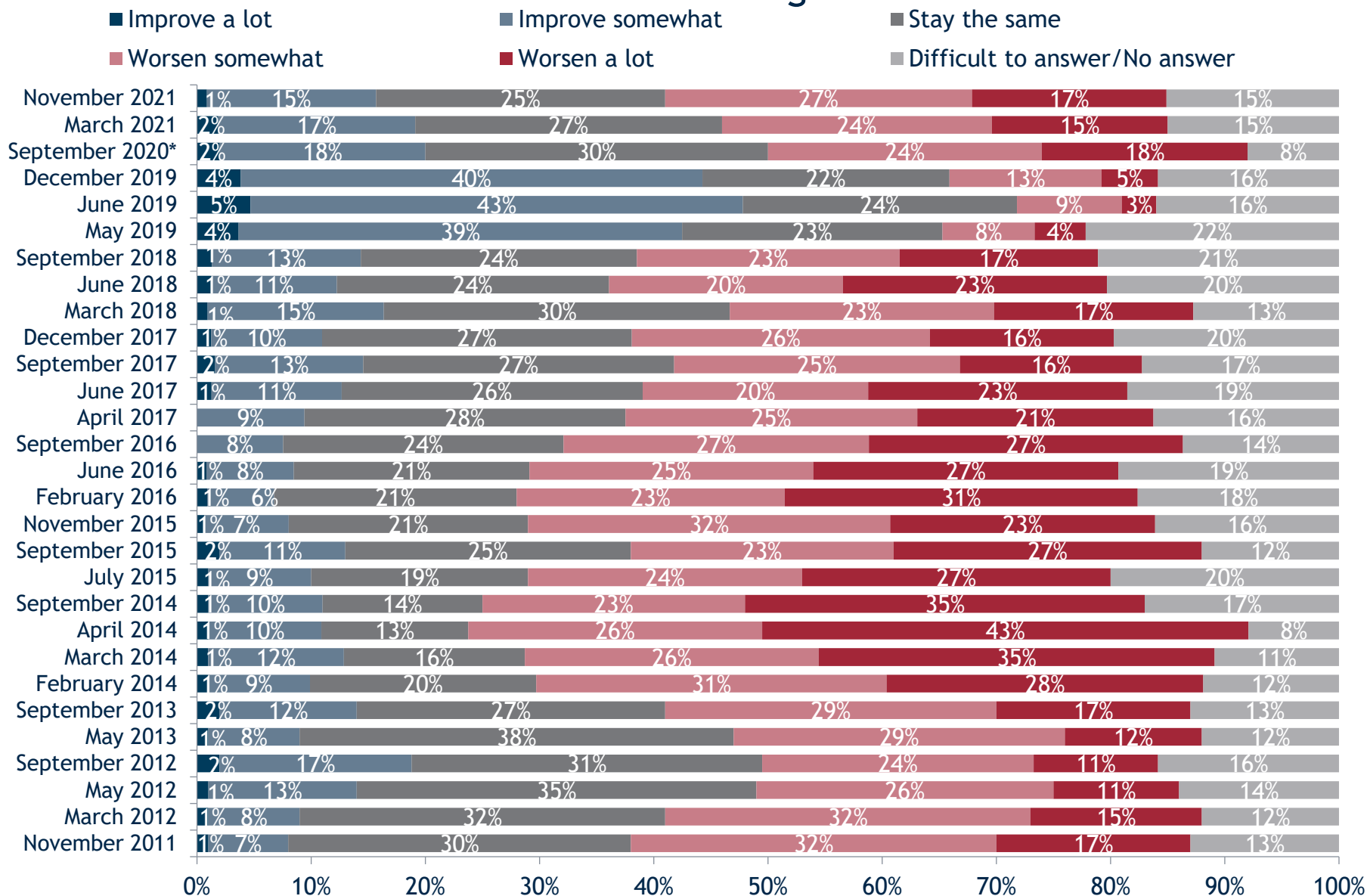
Over the last 12 months, how has the economic situation of your household changed?



In the next 12 months, how do you expect the economic situation of your household to change?



In the next 12 months, how do you expect the economic situation in Ukraine to change?



*Please note that the September 2020 poll was carried out using a Computer Assisted Telephone Interview methodology (CATI). This change in interview mode may affect trend analysis.

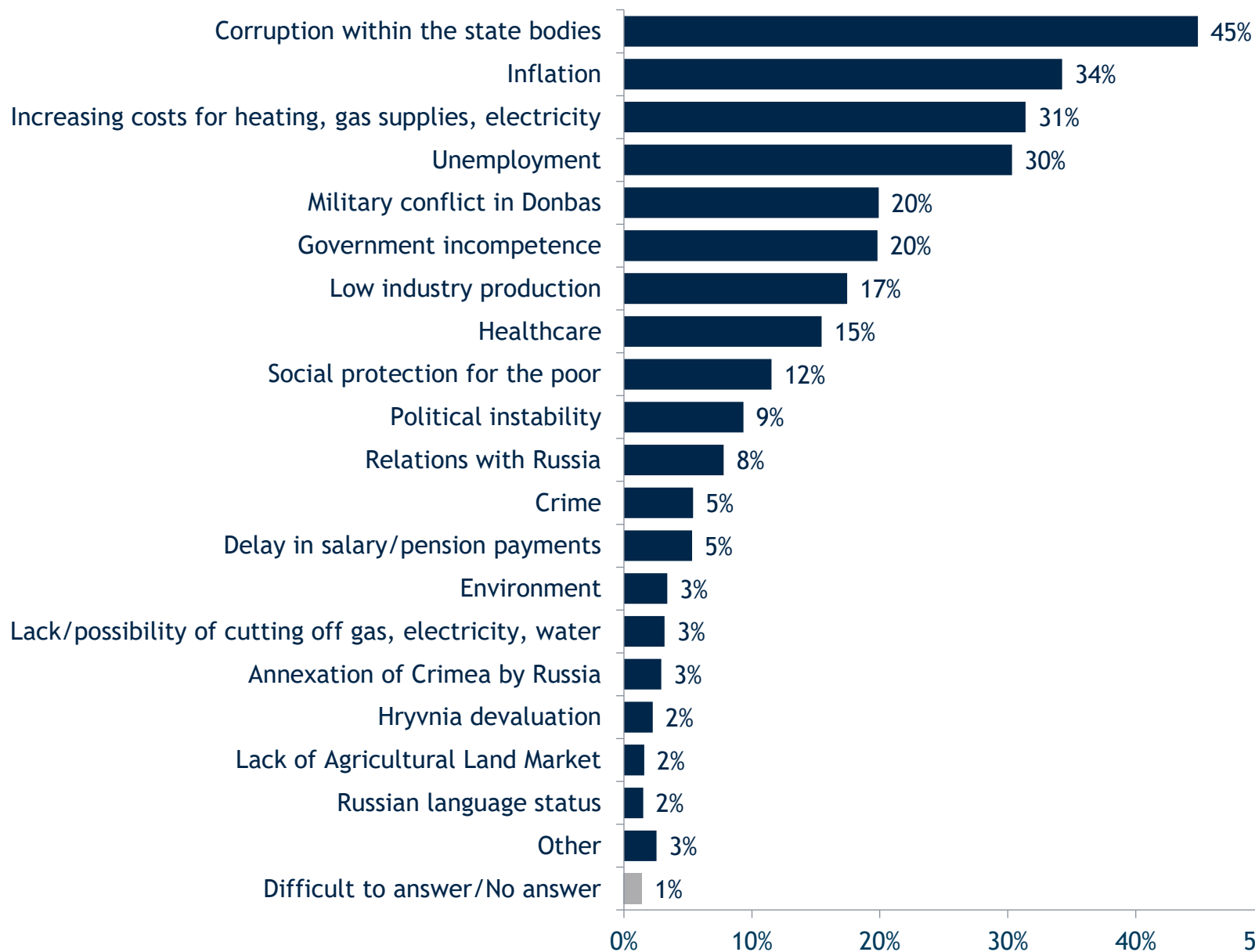


Issues of Concern



Which THREE of the following issues are the most important for Ukraine?

MULTIPLE RESPONSE



Which THREE of the following issues are the most important for Ukraine?

DYNAMICS

	Mar. 12	May 12	Sep. 12	May 13	Sep. 13	Feb. 14	Sep. 14	Jul. 15	Nov. 15	Feb. 16	Jun. 16	Sep. 16	Apr. 17	Jun. 17	Sep. 17	Dec. 17	Mar. 18	Jun. 18	Sep. 18	Dec. 18	May 19	Jun. 19	Dec. 19	Nov. 21
Corruption within the state bodies	39%	48%	37%	51%	42%	49%	37%	43%	47%	45%	39%	38%	52%	51%	46%	48%	40%	49%	49%	45%	54%	48%	44%	45%
Inflation	35%	34%	39%	26%	35%	20%	17%	28%	25%	24%	27%	27%	24%	24%	36%	41%	27%	28%	24%	24%	32%	31%	30%	34%
Increasing for heating, gas supplies, electricity	-	-	-	-	-	-	-	-	-	-	-	-	-	-	-	-	25%	-	-	-	-	-	-	31%
Unemployment	54%	54%	50%	53%	55%	40%	24%	30%	27%	30%	29%	29%	26%	29%	24%	25%	23%	26%	22%	17%	36%	30%	32%	30%
Military conflict in Donbas	-	-	-	-	-	-	73%	64%	60%	57%	52%	53%	54%	50%	43%	42%	41%	53%	57%	49%	37%	45%	40%	20%
Government incompetence	17%	19%	13%	22%	17%	26%	14%	20%	21%	24%	23%	24%	23%	19%	19%	19%	15%	20%	21%	23%	14%	14%	12%	20%
Low industry production	43%	43%	40%	45%	44%	40%	14%	23%	25%	27%	28%	28%	30%	29%	29%	28%	11%	27%	26%	25%	22%	18%	19%	17%
Healthcare	-	-	-	-	-	-	-	-	-	-	-	-	-	-	9%	10%	20%	11%	9%	10%	11%	13%	11%	15%
Social protection for the poor	25%	27%	31%	23%	30%	17%	9%	13%	18%	16%	21%	22%	17%	20%	14%	17%	10%	16%	13%	17%	16%	17%	18%	12%
Political instability	19%	19%	16%	21%	14%	50%	23%	15%	20%	22%	22%	17%	17%	15%	17%	18%	12%	17%	16%	20%	11%	12%	10%	9%
Relations with Russia	12%	8%	7%	7%	10%	7%	20%	11%	11%	10%	11%	8%	10%	10%	11%	9%	10%	8%	11%	15%	8%	10%	11%	8%
Crime	14%	15%	13%	15%	15%	17%	8%	6%	6%	7%	7%	12%	9%	10%	11%	12%	8%	9%	9%	7%	7%	8%	9%	5%
Delay in salary/pension payments	9%	6%	10%	9%	10%	7%	6%	5%	5%	4%	4%	6%	4%	5%	4%	4%	6%	4%	3%	5%	6%	6%	6%	5%
Environment	-	-	-	-	-	-	-	-	-	-	-	-	-	-	-	-	5%	3%	3%	2%	2%	4%	3%	3%
Lack/possibility of cutting off gas, electricity, water	6%	3%	6%	3%	6%	2%	14%	4%	3%	2%	3%	4%	3%	3%	7%	2%	2%	4%	3%	4%	1%	2%	2%	3%
Annexation of Crimea by Russia	-	-	-	-	-	-	-	-	-	-	-	-	-	-	-	-	-	-	-	-	3%	3%	4%	3%
Hryvnia devaluation	6%	6%	10%	5%	6%	9%	16%	22%	17%	18%	16%	16%	13%	12%	13%	11%	11%	8%	11%	13%	4%	5%	3%	2%
Lack of Agricultural Land Market	-	-	-	-	-	-	-	-	-	-	-	-	-	-	-	-	-	-	-	-	4%	3%	2%	2%
Russian language status	2%	2%	9%	3%	2%	1%	1%	1%	0%	0%	1%	1%	1%	1%	1%	1%	2%	1%	2%	2%	1%	1%	1%	2%
Rights to land ownership	5%	7%	6%	6%	5%	5%	2%	2%	3%	3%	3%	4%	4%	6%	3%	3%	2%	3%	2%	4%	-	-	-	-
Russian presence in the Crimea	-	-	-	-	-	-	14%	7%	7%	7%	6%	5%	7%	7%	5%	3%	4%	4%	8%	10%	-	-	-	-
Other	4%	3%	2%	3%	3%	2%	2%	1%	1%	1%	1%	3%	1%	2%	2%	1%	3%	2%	2%	2%	2%	3%	4%	3%
Difficult to answer/No answer	1%	1%	2%	1%	1%	1%	1%	1%	1%	1%	1%	1%	1%	-	-	1%	2%	1%	1%	2%	1%	1%	2%	1%

* In September 2017, the alternative "Control over price growth" was changed to "Growth of prices"

Which THREE of the following issues are the most important for Ukraine?

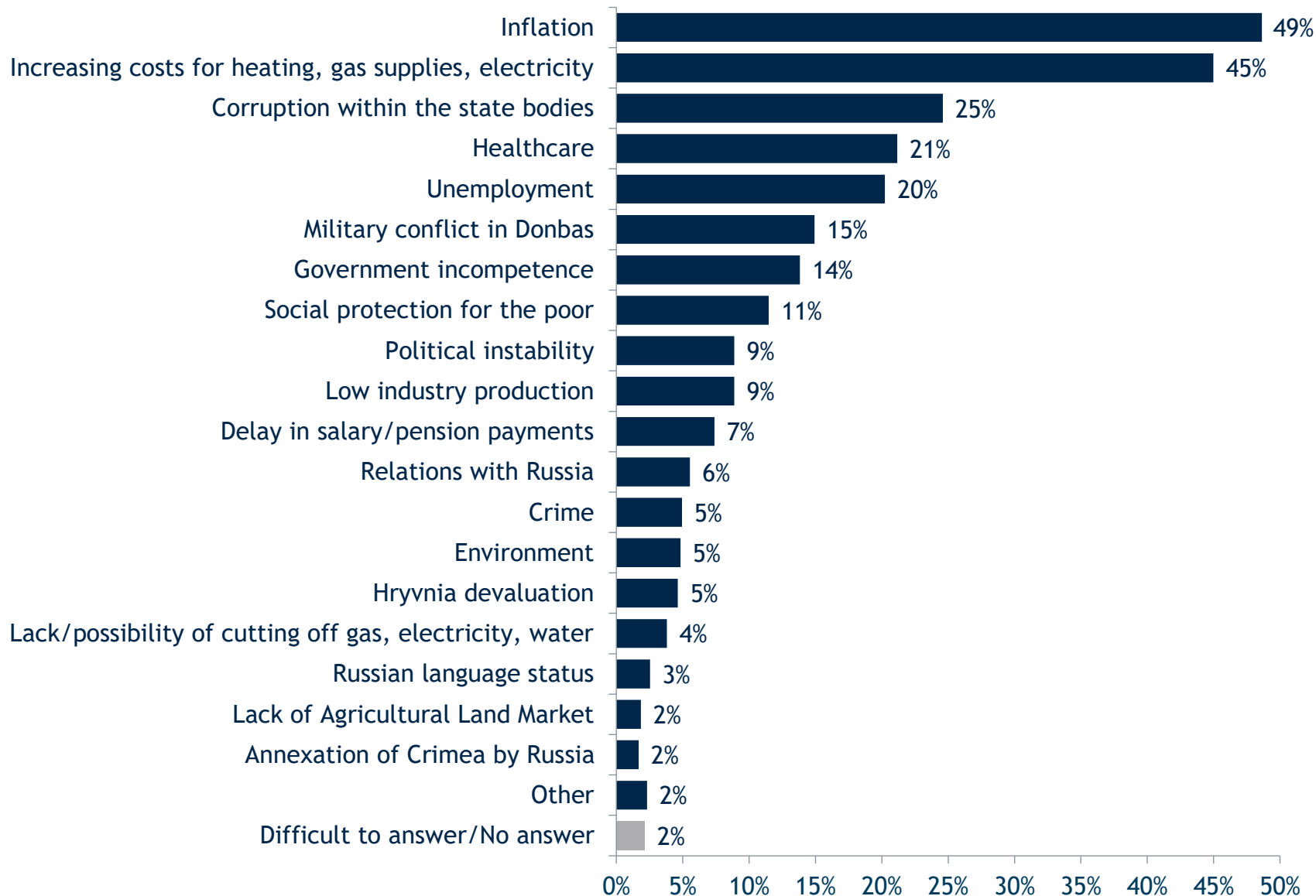
	West	Center	South	East	18-35	36-50	51+	Male	Female
Corruption within the state bodies	45%	41%	50%	44%	44%	46%	45%	51%	40%
Inflation	36%	31%	33%	41%	38%	35%	31%	33%	35%
Increasing costs for heating, gas supplies, electricity	29%	27%	34%	41%	30%	33%	31%	27%	35%
Unemployment	37%	30%	28%	23%	38%	31%	25%	27%	33%
Military conflict in Donbas	23%	23%	16%	15%	21%	16%	22%	19%	20%
Government incompetence	20%	21%	17%	22%	17%	23%	20%	21%	19%
Low industry production	18%	15%	19%	19%	13%	20%	19%	19%	16%
Healthcare	12%	15%	18%	18%	14%	14%	17%	11%	19%
Social protection for the poor	12%	10%	14%	11%	8%	11%	15%	11%	12%
Political instability	7%	10%	10%	10%	13%	10%	6%	10%	9%
Relations with Russia	6%	7%	11%	9%	10%	6%	8%	8%	8%
Crime	5%	5%	6%	4%	8%	5%	4%	6%	5%
Delay in salary/pension payments	5%	6%	6%	4%	7%	4%	5%	4%	6%
Environment	4%	3%	4%	4%	6%	2%	2%	3%	4%
Lack/possibility of cutting off gas, electricity, water	2%	3%	4%	5%	3%	3%	3%	3%	3%
Annexation of Crimea by Russia	3%	3%	3%	2%	4%	2%	3%	4%	2%
Hryvnia devaluation	2%	2%	2%	3%	5%	2%	1%	3%	2%
Lack of Agricultural Land Market	1%	2%	3%	1%	2%	2%	1%	1%	2%
Russian language status	1%	1%	2%	4%	1%	1%	2%	2%	1%
Other	4%	3%	1%	2%	1%	3%	3%	3%	2%
Difficult to answer/No answer	1%	3%	<1%	<1%	1%	1%	2%	2%	1%

Which THREE of the following issues are the most important for Ukraine?

	Fatherland Party	European Solidarity	Opposition Platform	Radical Party	Syla i Chest	Iuha Narodu	Ukrainian Strategy	Party Nashi	Razumkov Party	I will not vote	Difficult to answer/No answer
Corruption within the state bodies	40%	53%	42%	38%	48%	49%	51%	46%	54%	41%	42%
Inflation	38%	28%	38%	42%	28%	32%	34%	27%	35%	37%	34%
Increasing costs for heating, gas supplies, electricity	34%	27%	35%	23%	35%	32%	38%	37%	29%	32%	30%
Unemployment	40%	27%	25%	40%	19%	29%	30%	26%	15%	37%	31%
Military conflict in Donbas	18%	24%	16%	22%	22%	25%	22%	26%	18%	17%	19%
Government incompetence	17%	38%	21%	8%	24%	8%	25%	30%	32%	16%	18%
Low industry production	18%	19%	23%	19%	24%	16%	21%	15%	25%	16%	13%
Healthcare	17%	9%	12%	13%	15%	18%	10%	13%	14%	16%	21%
Social protection for the poor	16%	9%	12%	14%	18%	10%	14%	16%	11%	11%	10%
Political instability	4%	10%	9%	5%	11%	10%	12%	11%	15%	7%	10%
Relations with Russia	6%	8%	12%	7%	10%	9%	7%	16%	8%	5%	7%
Crime	4%	4%	7%	7%	4%	7%	3%	-	5%	5%	6%
Delay in salary/pension payments	8%	2%	6%	7%	5%	5%	3%	4%	1%	8%	5%
Environment	3%	1%	1%	4%	1%	4%	3%	2%	2%	3%	5%
Lack/possibility of cutting off gas, electricity, water	1%	4%	1%	5%	3%	6%	-	7%	6%	2%	3%
Annexation of Crimea by Russia	2%	4%	1%	4%	5%	6%	-	-	2%	2%	3%
Hryvnia devaluation	1%	-	2%	3%	-	4%	3%	-	1%	3%	2%
Lack of Agricultural Land Market	-	2%	3%	-	1%	4%	2%	-	1%	1%	1%
Russian language status	<1%	1%	6%	-	1%	1%	1%	-	-	1%	1%
Other	2%	3%	-	4%	5%	2%	4%	2%	3%	2%	4%
Difficult to answer/No answer	2%	1%	2%	1%	-	<1%	-	-	1%	2%	2%

Which THREE of the following issues are the most important for you personally?

MULTIPLE RESPONSE



Which THREE of the following issues are the most important for you personally?

DYNAMICS

	Mar. 12	May 12	Sep. 12	May 13	Sep. 13	Feb. 14	Sep. 14	Jul. 15	Nov. 15	Feb. 16	Jun. 16	Sep. 16	Apr. 17	Jun. 17	Sep. 17	Dec. 17	Mar. 18	Jun. 18	Sep. 18	Dec. 18	May 19	Jun. 19	Dec. 19	Nov. 21
Inflation	57%	59%	54%	54%	58%	46%	43%	51%	55%	53%	50%	48%	53%	44%	68%	69%	42%	65%	68%	62%	46%	49%	48%	49%
Increasing costs for heating, gas supplies, electricity	-	-	-	-	-	-	-	-	-	-	-	-	-	-	-	-	38%	-	-	-	-	-	-	45%
Corruption within the state bodies	21%	23%	23%	27%	25%	28%	19%	21%	24%	21%	21%	20%	26%	30%	20%	23%	25%	21%	17%	17%	33%	29%	26%	25%
Healthcare	-	-	-	-	-	-	-	-	-	-	-	-	-	-	22%	25%	23%	25%	22%	28%	18%	21%	21%	21%
Unemployment	51%	49%	51%	50%	51%	50%	35%	37%	34%	38%	39%	33%	33%	34%	26%	25%	21%	28%	24%	26%	28%	25%	27%	20%
Military conflict in Donbas	-	-	-	-	-	-	48%	45%	35%	37%	35%	35%	32%	34%	28%	26%	25%	30%	29%	20%	30%	33%	29%	15%
Government incompetence	11%	9%	6%	12%	8%	10%	8%	12%	14%	13%	17%	13%	14%	13%	10%	13%	13%	11%	10%	11%	11%	11%	9%	14%
Social protection for the poor	34%	36%	39%	37%	40%	30%	19%	25%	31%	30%	30%	31%	32%	31%	26%	25%	12%	24%	20%	26%	20%	21%	21%	11%
Political instability	9%	8%	7%	9%	6%	32%	12%	8%	12%	11%	12%	12%	11%	10%	9%	10%	9%	8%	7%	9%	9%	10%	8%	9%
Low industry production	24%	20%	20%	22%	23%	23%	10%	12%	15%	17%	18%	14%	18%	18%	10%	12%	8%	11%	11%	14%	14%	12%	12%	9%
Delay in salary/pension payments	21%	14%	20%	21%	20%	22%	17%	11%	10%	8%	8%	10%	10%	9%	8%	6%	7%	8%	9%	11%	7%	7%	9%	7%
Relations with Russia	5%	5%	4%	5%	6%	5%	9%	6%	5%	7%	6%	6%	6%	6%	4%	5%	5%	4%	4%	5%	7%	7%	7%	6%
Crime	13%	13%	12%	12%	13%	15%	5%	6%	6%	6%	8%	12%	9%	11%	8%	11%	7%	9%	10%	9%	6%	7%	7%	5%
Environment	-	-	-	-	-	-	-	-	-	-	-	-	-	-	-	-	5%	5%	5%	5%	3%	5%	4%	5%
Hryvnia devaluation	10%	12%	11%	9%	12%	12%	27%	38%	34%	36%	28%	30%	26%	23%	24%	21%	15%	21%	27%	23%	9%	8%	5%	5%
Lack/possibility of cutting off gas, electricity, water	10%	8%	12%	10%	8%	6%	25%	12%	8%	4%	7%	8%	6%	7%	8%	4%	2%	5%	10%	8%	2%	2%	2%	4%
Russian language status	2%	4%	8%	3%	4%	2%	1%	0%	1%	0%	1%	2%	1%	1%	2%	1%	2%	1%	1%	2%	2%	2%	2%	3%
Lack of Agricultural Land Market	-	-	-	-	-	-	-	-	-	-	-	-	-	-	-	-	-	-	-	-	3%	2%	2%	2%
Annexation of Crimea by Russia	-	-	-	-	-	-	-	-	-	-	-	-	-	-	-	-	-	-	-	-	2%	3%	2%	2%
Rights to land ownership	6%	8%	7%	7%	5%	4%	2%	3%	3%	3%	3%	6%	6%	7%	3%	4%	3%	3%	3%	7%	-	-	-	-
Russian presence in the Crimea	-	-	-	-	-	-	4%	2%	2%	3%	2%	3%	2%	3%	2%	1%	3%	2%	2%	2%	-	-	-	-
Other	8%	7%	3%	8%	6%	4%	3%	2%	3%	4%	3%	6%	4%	3%	3%	2%	3%	5%	6%	5%	3%	4%	5%	2%
Difficult to answer/No answer	1%	3%	3%	2%	2%	1%	2%	1%	1%	1%	2%	1%	1%	2%	1%	1%	2%	1%	1%	2%	2%	1%	2%	2%

* In September 2017, the alternative "Control over price growth" was changed to "Growth of prices"

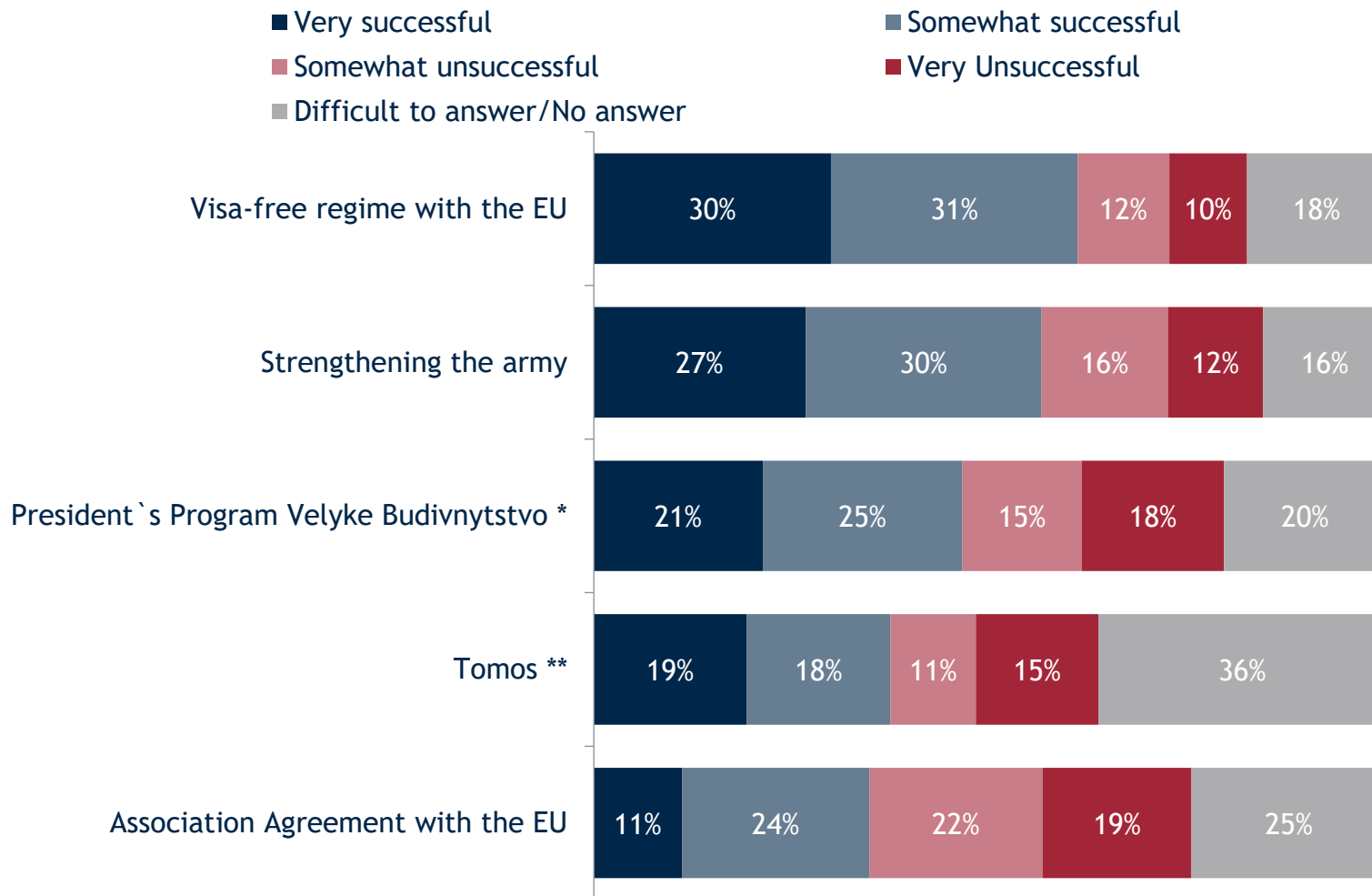
Which THREE of the following issues are the most important for you personally?

	West	Center	South	East	18-35	36-50	51+	Male	Female
Inflation	48%	44%	52%	57%	48%	49%	49%	44%	52%
Increasing costs for heating, gas supplies, electricity	44%	41%	47%	53%	43%	45%	46%	37%	51%
Corruption within the state bodies	23%	26%	26%	20%	23%	27%	24%	29%	21%
Healthcare	16%	20%	27%	24%	19%	20%	24%	16%	25%
Unemployment	22%	20%	23%	13%	25%	23%	15%	19%	21%
Military conflict in Donbas	18%	16%	10%	15%	16%	14%	15%	16%	14%
Government incompetence	14%	17%	9%	13%	15%	15%	12%	17%	11%
Social protection for the poor	10%	10%	14%	12%	6%	9%	17%	9%	14%
Political instability	9%	9%	7%	10%	10%	11%	6%	11%	7%
Low industry production	10%	8%	8%	9%	8%	11%	8%	12%	6%
Delay in salary/pension payments	8%	7%	8%	6%	8%	7%	7%	7%	7%
Relations with Russia	4%	5%	6%	9%	7%	4%	5%	6%	6%
Crime	5%	5%	5%	3%	8%	4%	4%	6%	4%
Environment	5%	4%	6%	4%	9%	3%	3%	4%	6%
Hryvnia devaluation	6%	3%	5%	5%	9%	5%	2%	6%	3%
Lack/possibility of cutting off gas, electricity, water	3%	4%	4%	6%	4%	5%	3%	2%	5%
Russian language status	2%	1%	4%	6%	3%	2%	2%	2%	3%
Lack of Agricultural Land Market	1%	2%	3%	1%	2%	1%	2%	2%	2%
Annexation of Crimea by Russia	2%	2%	1%	1%	2%	1%	2%	2%	1%
Other	4%	2%	1%	1%	1%	2%	3%	2%	2%
Difficult to answer/No answer	2%	3%	1%	2%	2%	2%	2%	3%	1%

Which THREE of the following issues are the most important for you personally?

	Fatherland Party	European Solidarity	Opposition Platform	Radical Party	Syla i Chest	Sluha Narodu	Ukrainian Strategy	Party Nashi	Razumkov Party	I will not vote	Difficult to answer/No answer
Inflation	52%	41%	59%	57%	47%	47%	53%	46%	46%	50%	48%
Increasing costs for heating, gas supplies, electricity	46%	42%	51%	45%	46%	42%	58%	54%	37%	46%	44%
Corruption within the state bodies	20%	33%	23%	20%	35%	29%	22%	24%	23%	23%	21%
Healthcare	23%	17%	21%	19%	20%	25%	21%	27%	18%	22%	22%
Unemployment	24%	18%	15%	27%	14%	20%	21%	13%	14%	22%	22%
Military conflict in Donbas	13%	21%	9%	19%	13%	18%	16%	15%	20%	10%	16%
Government incompetence	14%	27%	19%	8%	15%	7%	20%	10%	22%	11%	11%
Social protection for the poor	13%	10%	13%	11%	19%	10%	9%	16%	10%	12%	11%
Political instability	8%	12%	6%	3%	12%	7%	7%	9%	11%	8%	7%
Low industry production	9%	9%	11%	5%	14%	10%	9%	5%	13%	7%	7%
Delay in salary/pension payments	9%	7%	8%	6%	2%	8%	9%	6%	9%	8%	6%
Relations with Russia	4%	6%	8%	1%	5%	6%	2%	21%	7%	4%	6%
Crime	3%	4%	5%	8%	8%	4%	3%	-	6%	5%	5%
Environment	2%	3%	4%	1%	3%	8%	-	4%	5%	5%	6%
Hryvnia devaluation	4%	4%	2%	8%	1%	7%	4%	-	2%	4%	5%
Lack/possibility of cutting off gas, electricity, water	3%	4%	5%	4%	5%	4%	3%	4%	7%	4%	3%
Russian language status	1%	<1%	3%	2%	3%	4%	-	8%	5%	2%	2%
Lack of Agricultural Land Market	1%	2%	3%	1%	1%	3%	1%	2%	1%	2%	1%
Annexation of Crimea by Russia	1%	3%	-	4%	3%	1%	1%	-	4%	<1%	2%
Other	2%	1%	1%	3%	4%	2%	4%	6%	1%	2%	3%
Difficult to answer/No answer	2%	3%	1%	3%	-	1%	1%	-	2%	4%	2%

Please evaluate on a scale of 1 to 4, where 1 means very unsuccessful and 4 means very successful, how successful each of the following initiatives was?



* Government program in Ukraine, initiated by President of Ukraine Volodymyr Zelensky in March 2020. The aim of the program was to improve transport, education, social and sports infrastructure.

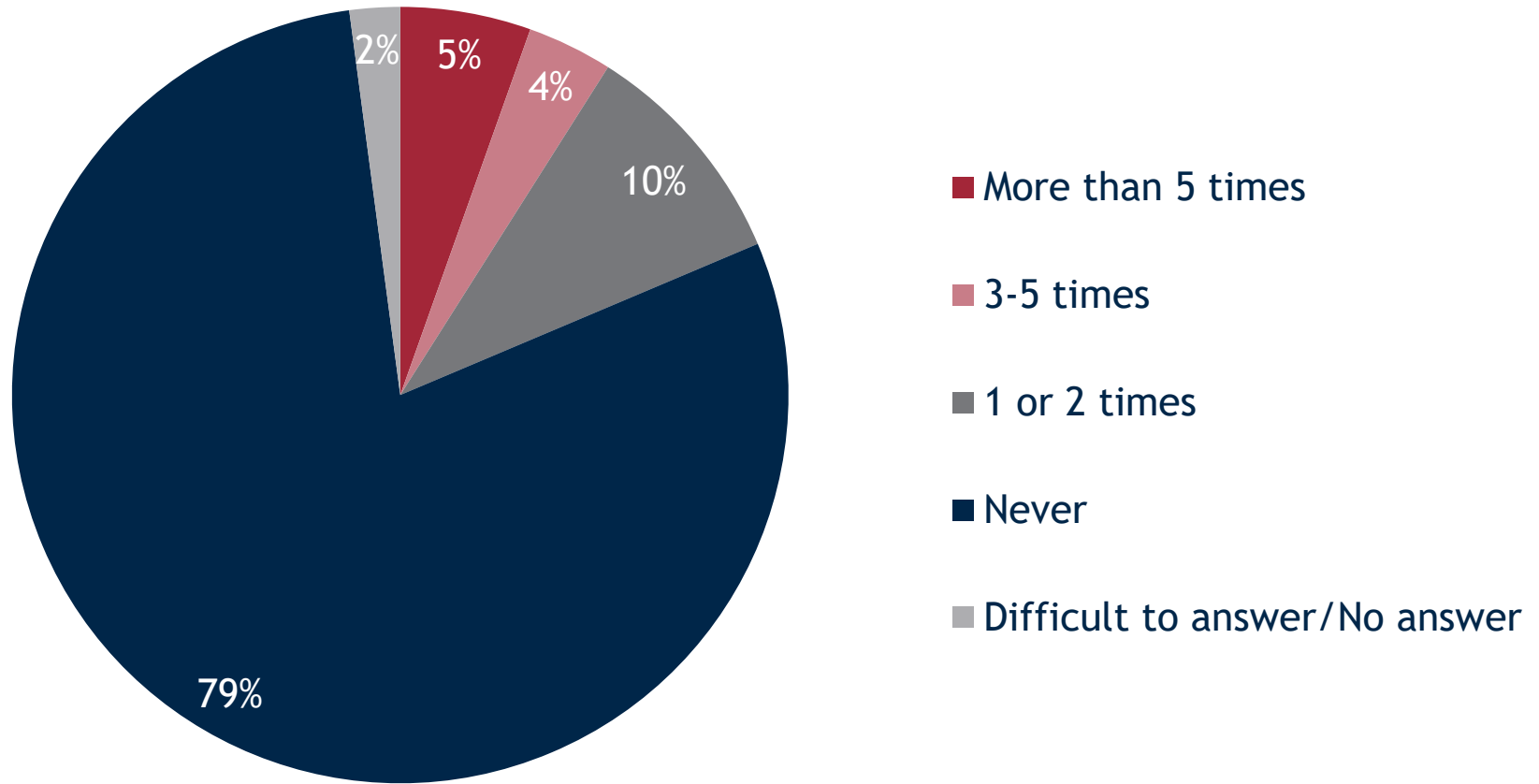
** On 5 January 2019, Bartholomew I, the Ecumenical Patriarch of Constantinople, signed the Tomos (a decree) that officially recognized and established the Orthodox Church of Ukraine and granted it autocephaly (self-governorship)



Perceptions on Corruption

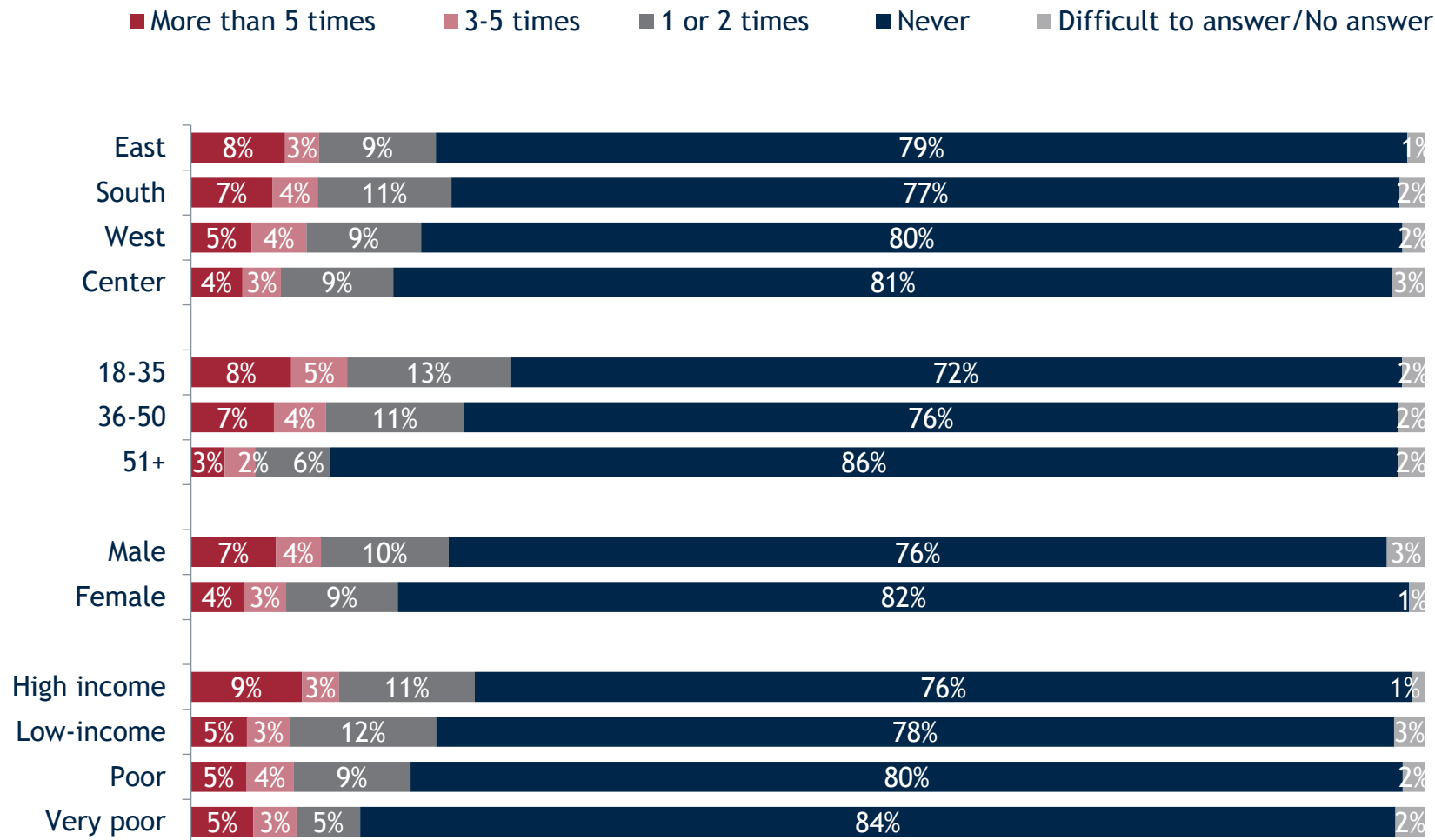


In the past two years, how often, if ever, have you or an acquaintance had to do a favor, give a gift or pay a bribe to a local official in order to get services or a document from the official?



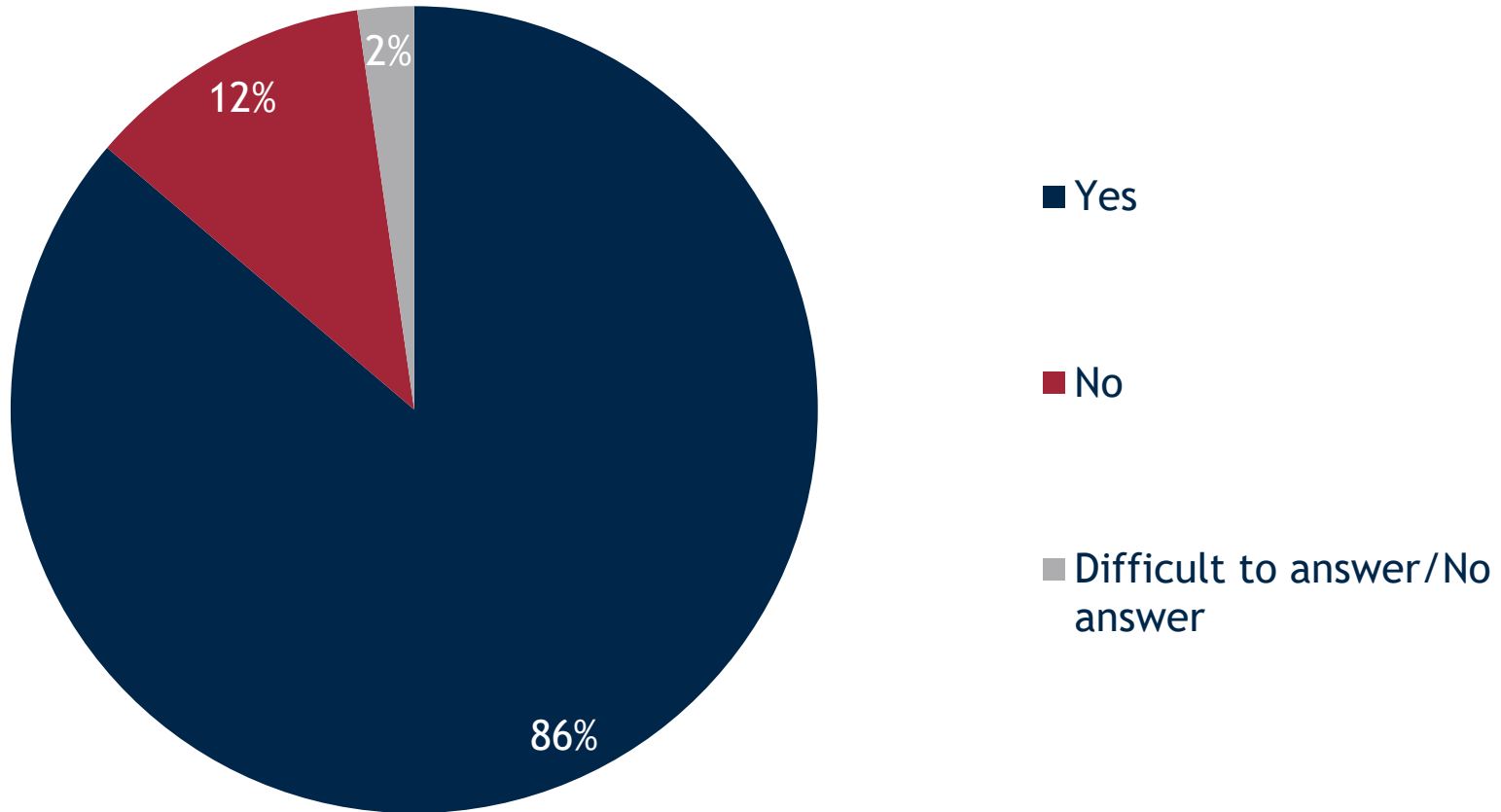
In the past two years, how often, if ever, have you or an acquaintance had to do a favor, give a gift or pay a bribe to a local official in order to get services or a document from the official?

Region, age, gender, income

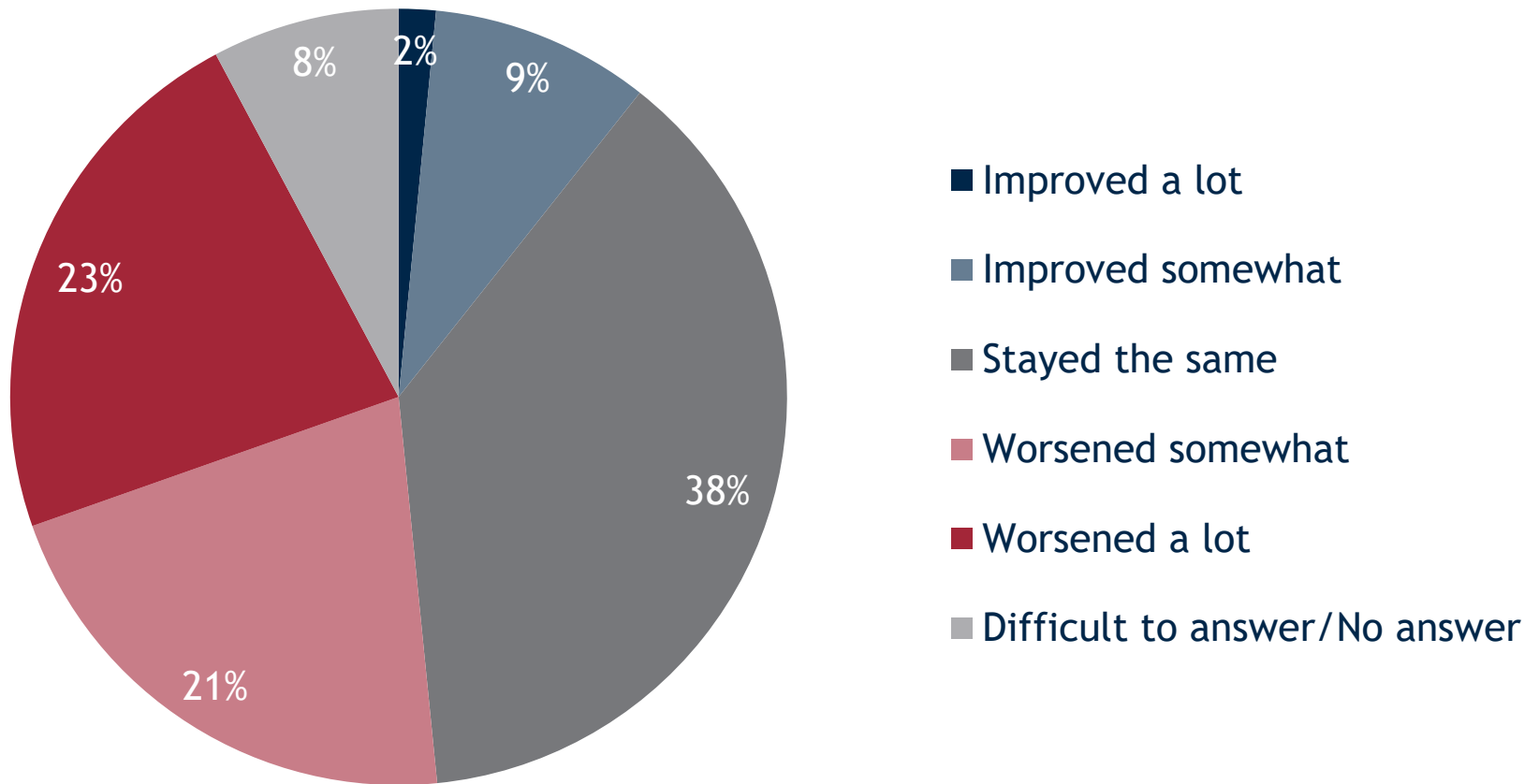


Do you consider this to be an act of corruption?

Among those who had to do a favor, give a gift or pay a bribe at least once,
n=447



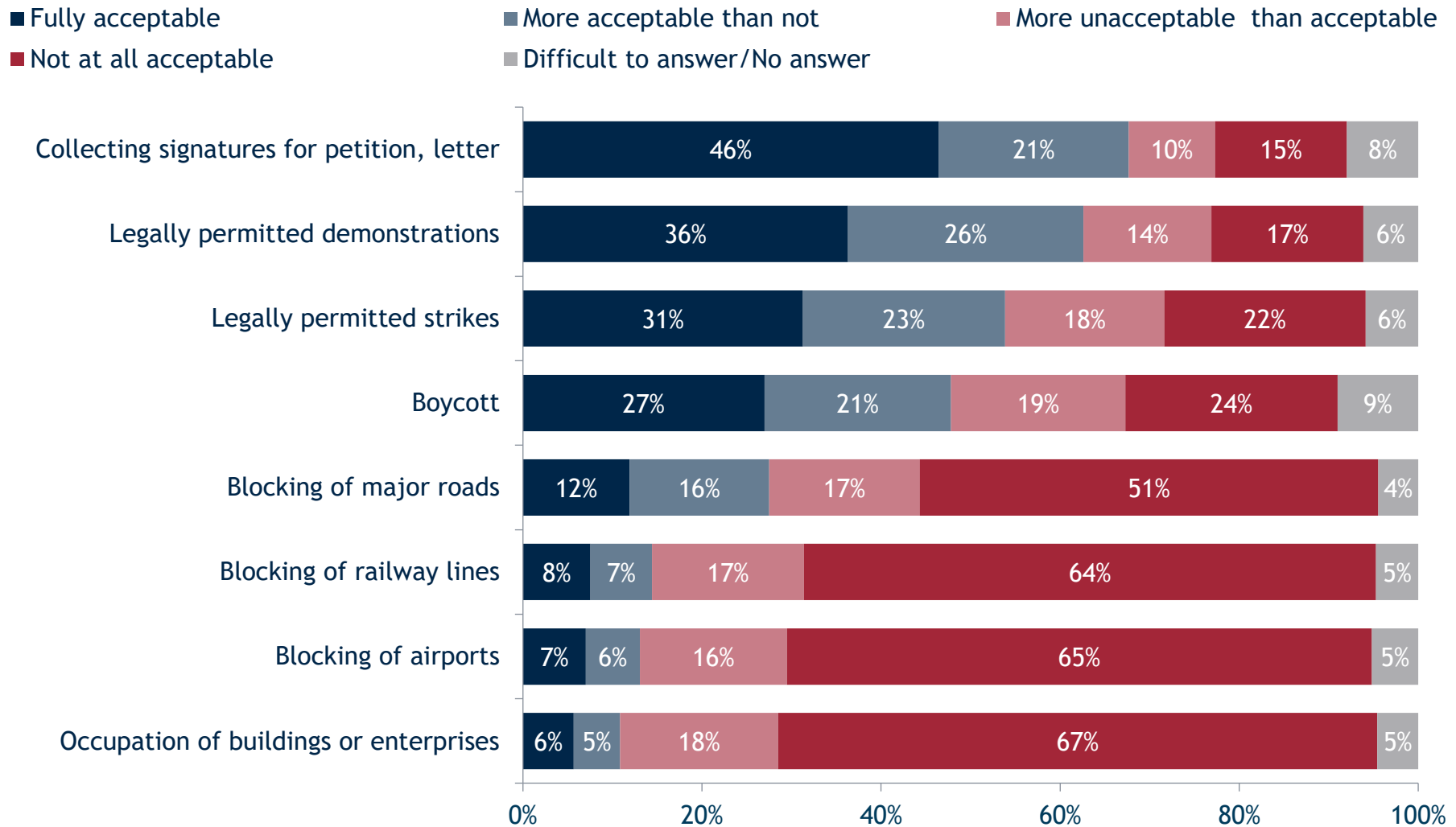
In your opinion, has the level of corruption improved or gotten worse since 2019?



Perceptions on Methods of Protesting



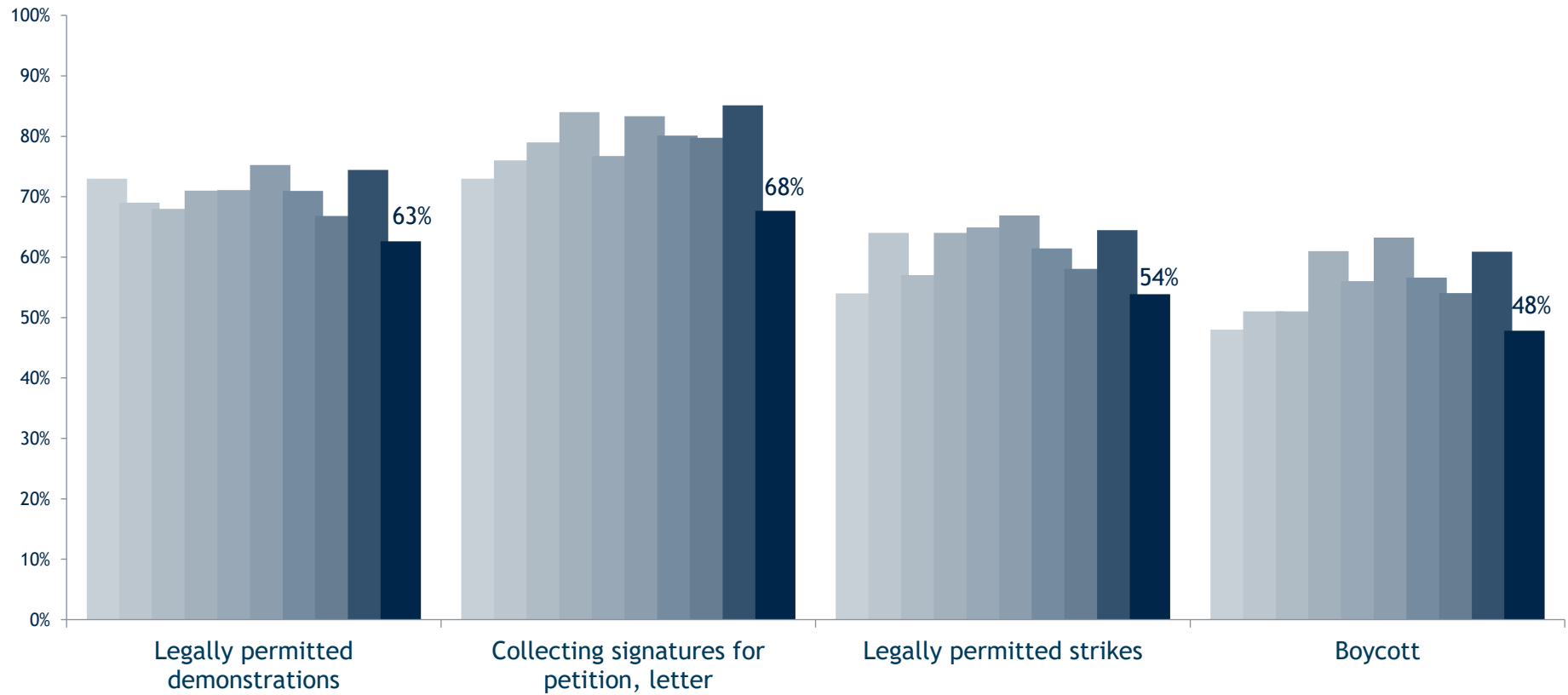
Do you think it is acceptable or unacceptable for groups of people to use each of the following methods to protest?



Do you think it is acceptable or unacceptable for groups of people to use each of the following methods to protest?

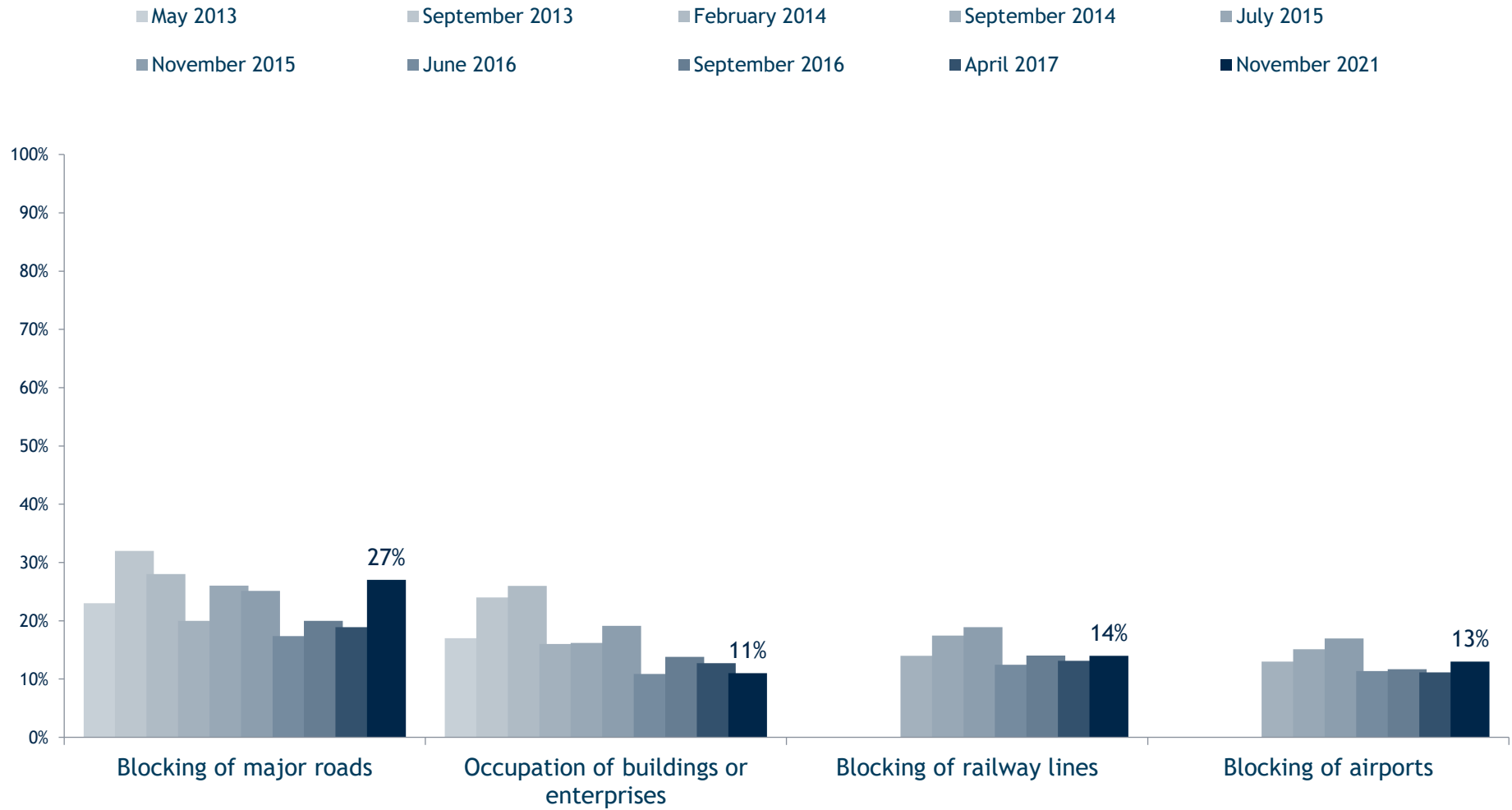
sum of responses "fully acceptable" and "more acceptable than not"

■ May 2013 ■ September 2013 ■ February 2014 ■ September 2014 ■ July 2015
■ November 2015 ■ June 2016 ■ September 2016 ■ April 2017 ■ November 2021



Do you think it is acceptable or unacceptable for groups of people to use each of the following methods to protest?

sum of responses "fully acceptable" and "more acceptable than not"



Do you think it is acceptable or unacceptable for groups of people to use each of the following methods to protest?

sum of responses "fully acceptable" and "more acceptable than not"

	West	Center	South	East	18-35	36-50	51+	Male	Female
Collecting signatures for petition, letter	67%	66%	67%	74%	73%	67%	64%	68%	68%
Legally permitted demonstrations	64%	60%	63%	65%	61%	66%	62%	66%	60%
Legally permitted strikes	57%	54%	53%	49%	54%	60%	49%	59%	50%
Boycott	48%	48%	50%	43%	52%	48%	45%	54%	43%
Blocking of major roads	30%	27%	26%	25%	26%	28%	28%	30%	26%
Blocking of railway lines	16%	15%	13%	12%	15%	15%	14%	17%	13%
Blocking of airports	15%	14%	12%	11%	14%	14%	12%	15%	11%
Occupation of buildings or enterprises	15%	13%	7%	6%	13%	12%	8%	14%	9%

Do you think it is acceptable or unacceptable for groups of people to use each of the following methods to protest?

sum of responses "fully acceptable" and "more acceptable than not"

	Very poor	Poor	Low-income	High income
Collecting signatures for petition, letter	62%	64%	71%	72%
Legally permitted demonstrations	58%	63%	64%	64%
Legally permitted strikes	53%	54%	55%	54%
Boycott	46%	44%	50%	50%
Blocking of major roads	32%	30%	25%	25%
Blocking of railway lines	19%	15%	12%	13%
Blocking of airports	18%	13%	11%	12%
Occupation of buildings or enterprises	15%	8%	10%	14%

Do you think it is acceptable or unacceptable for groups of people to use each of the following methods to protest?

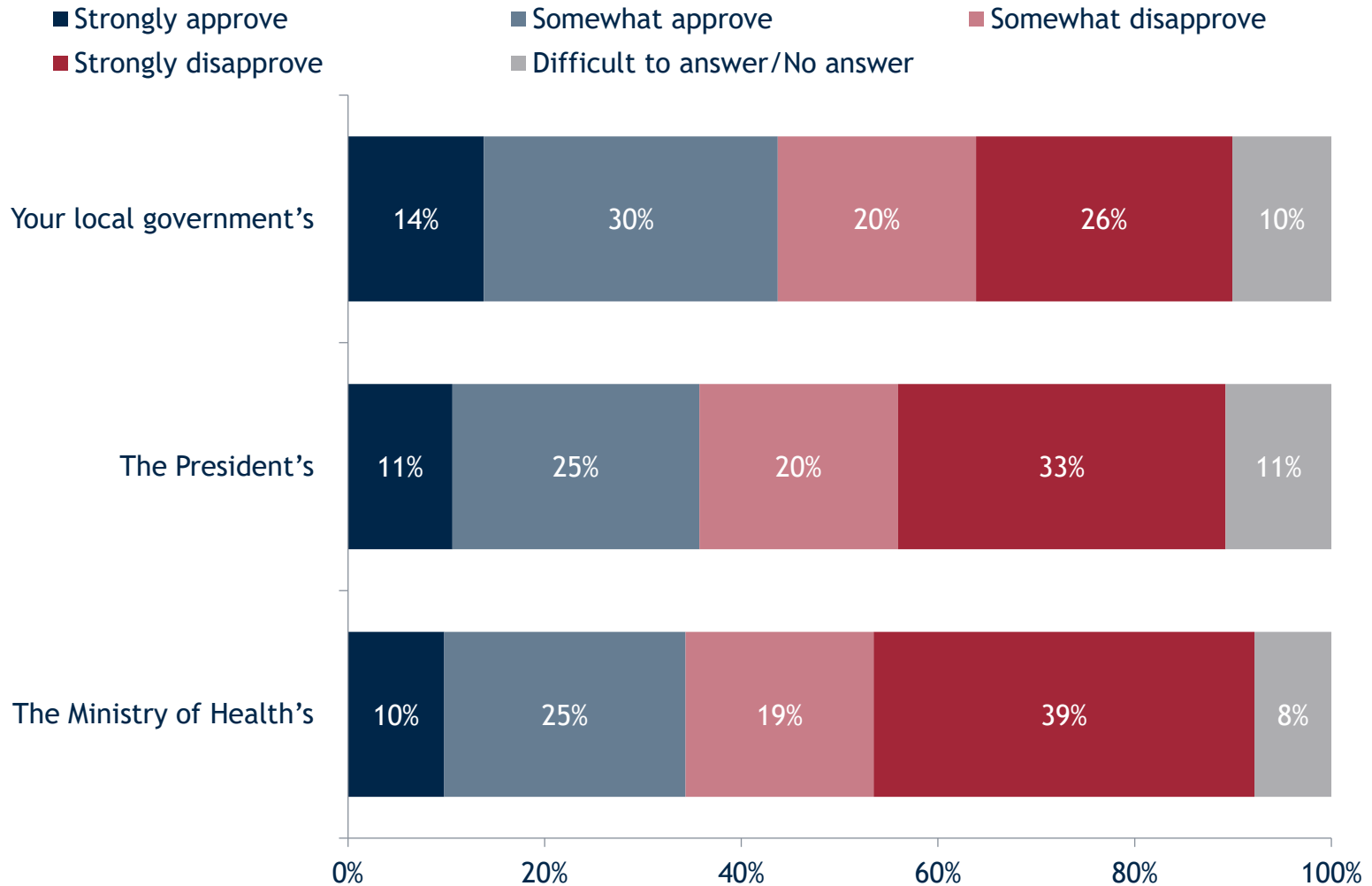
sum of responses "fully acceptable" and "more acceptable than not"

	Fatherland Party	European Solidarity	Opposition Platform	Radical Party	Syla i Chest	Sluha Narodu	Ukrainian Strategy	Party Nashi	Razumkov Party	I will not vote	Difficult to answer/No answer
Collecting signatures for petition, letter	67%	74%	65%	51%	76%	70%	75%	82%	74%	59%	67%
Legally permitted demonstrations	65%	72%	66%	51%	63%	58%	61%	70%	78%	53%	64%
Legally permitted strikes	57%	65%	57%	53%	44%	49%	45%	64%	66%	46%	55%
Boycott	50%	50%	52%	43%	46%	42%	43%	52%	59%	43%	50%
Blocking of major roads	37%	29%	24%	28%	21%	24%	28%	35%	33%	28%	25%
Blocking of railway lines	20%	16%	11%	12%	13%	11%	4%	20%	13%	17%	13%
Blocking of airports	19%	15%	11%	12%	8%	10%	4%	21%	12%	15%	11%
Occupation of buildings or enterprises	13%	10%	10%	15%	6%	7%	5%	10%	6%	12%	12%

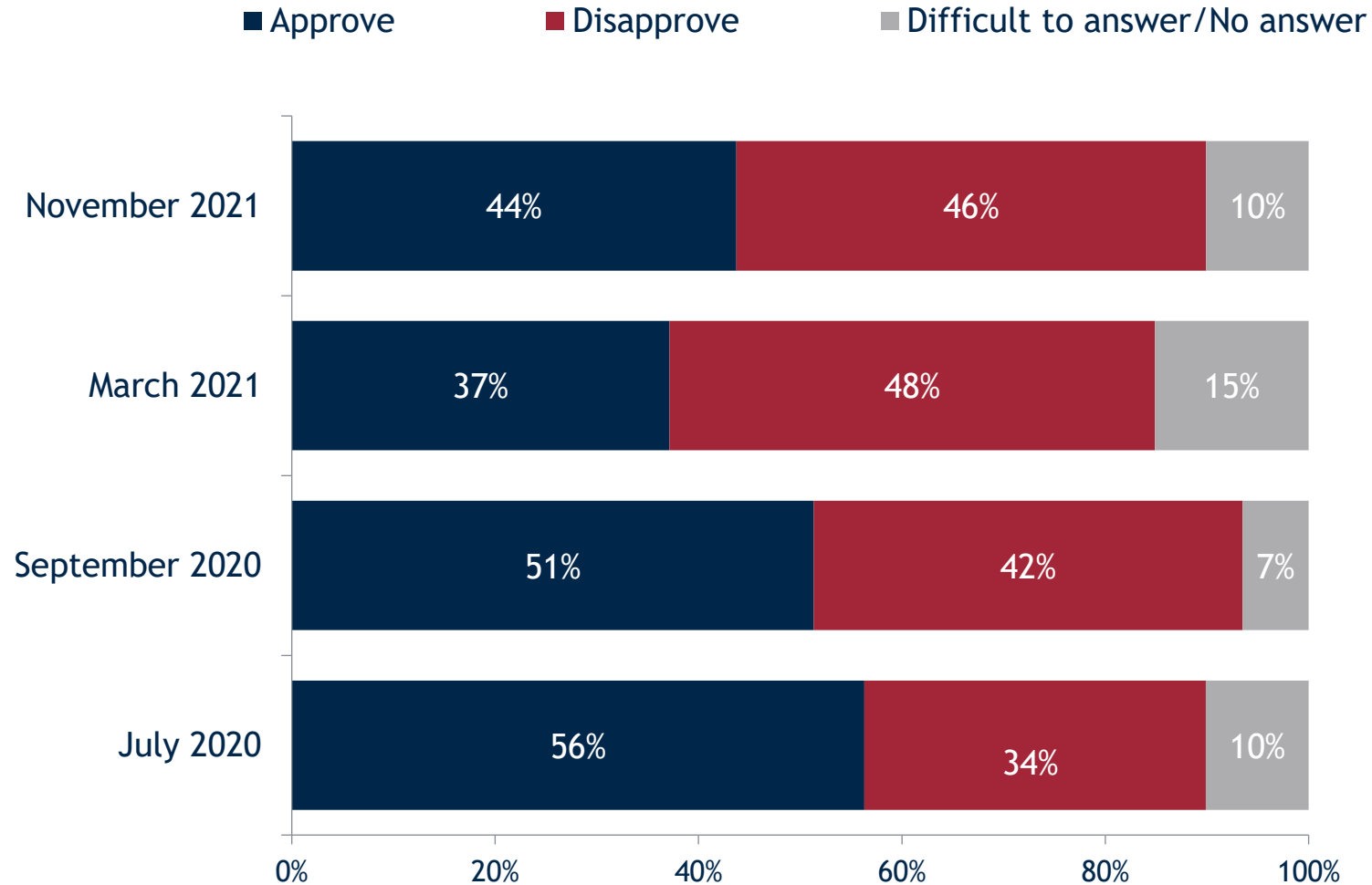
Perceptions of the COVID-19 Pandemic



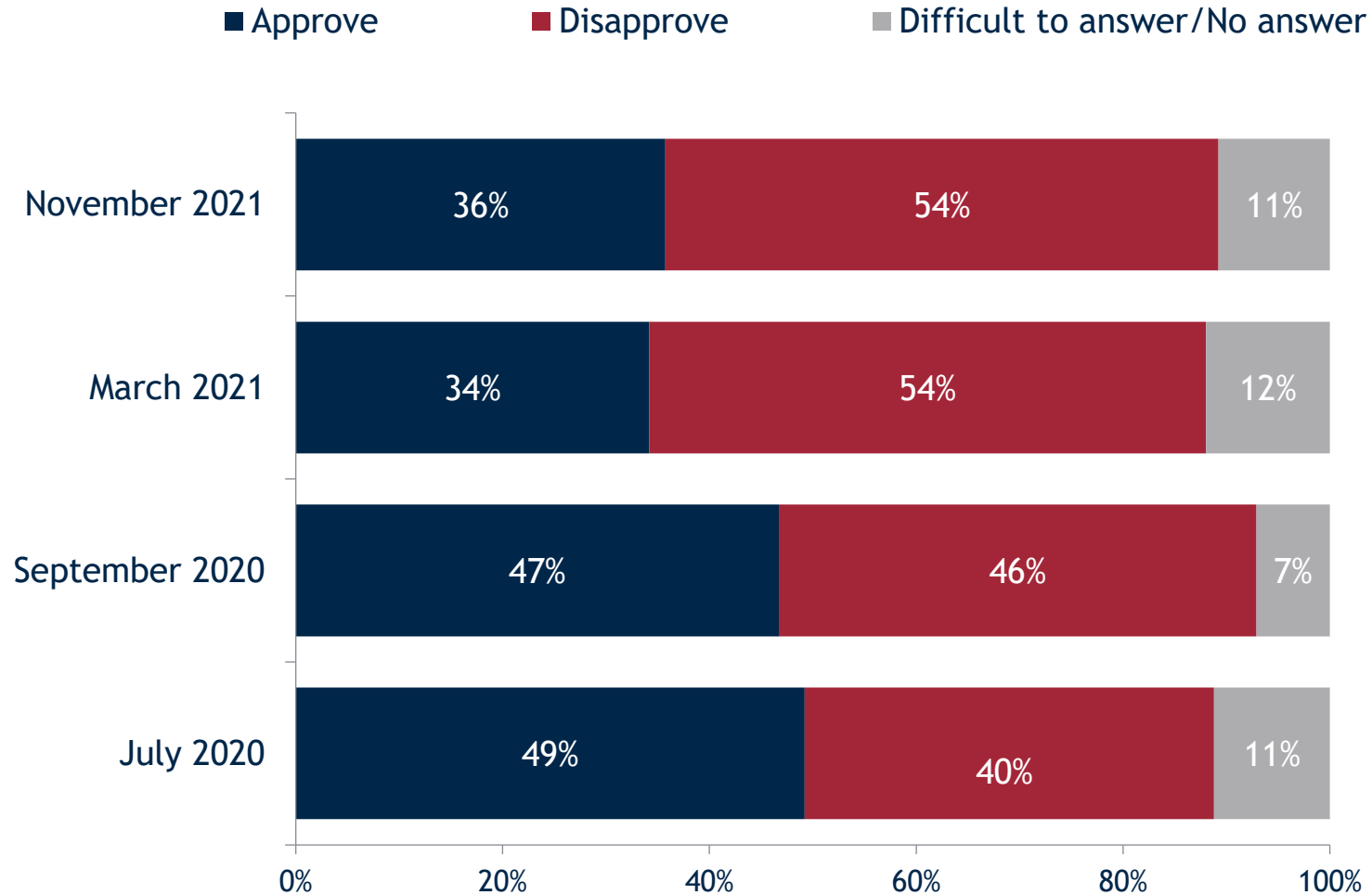
Do you approve or disapprove of... handling of the coronavirus pandemic?



Do you approve or disapprove of your local government's handling of the coronavirus pandemic?

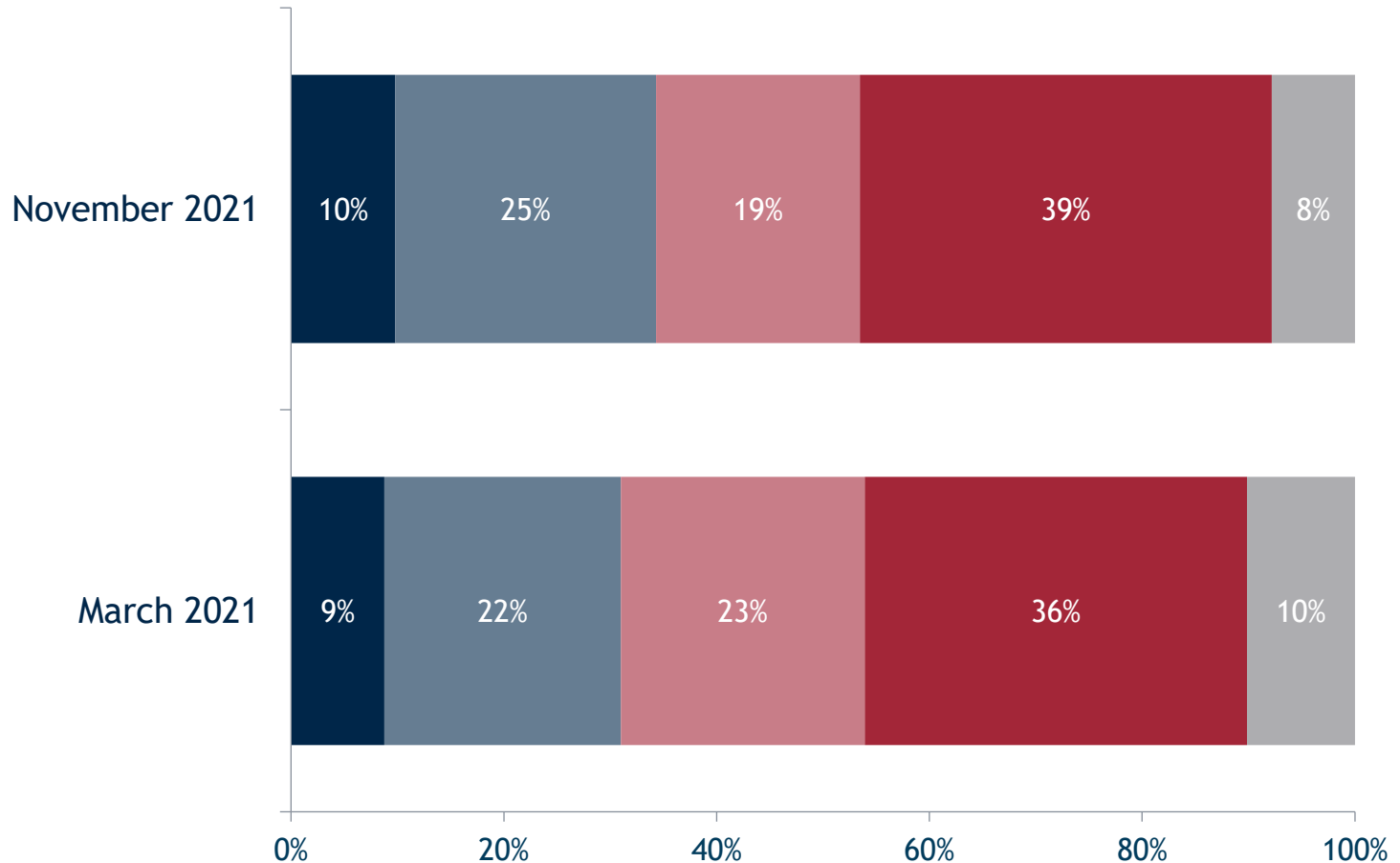


Do you approve or disapprove of the President's handling of the coronavirus pandemic?

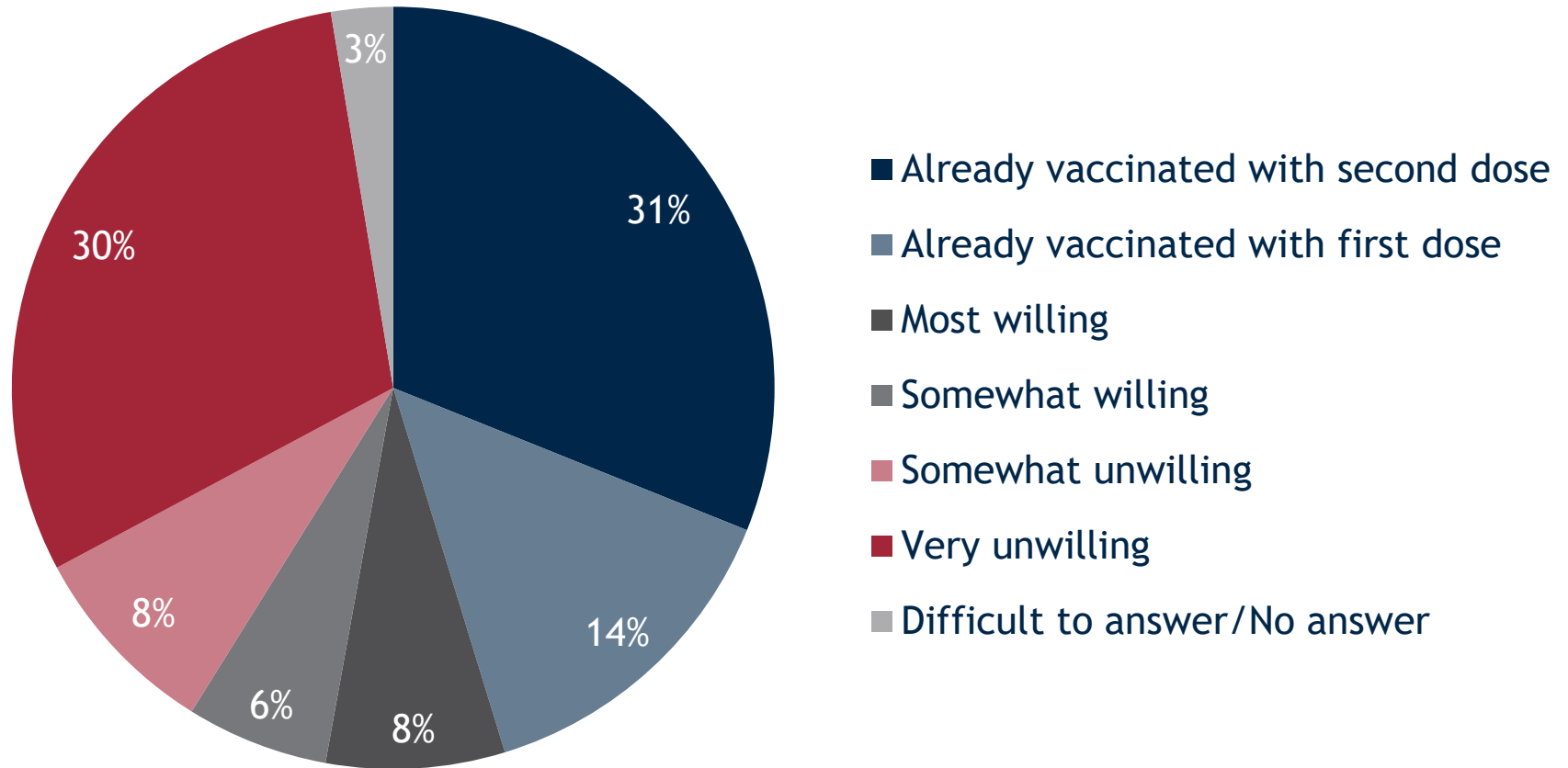


Do you approve or disapprove of Ministry of Health's handling of the coronavirus pandemic?

■ Strongly approve ■ Somewhat approve ■ Somewhat disapprove
■ Strongly disapprove ■ Difficult to answer/No answer

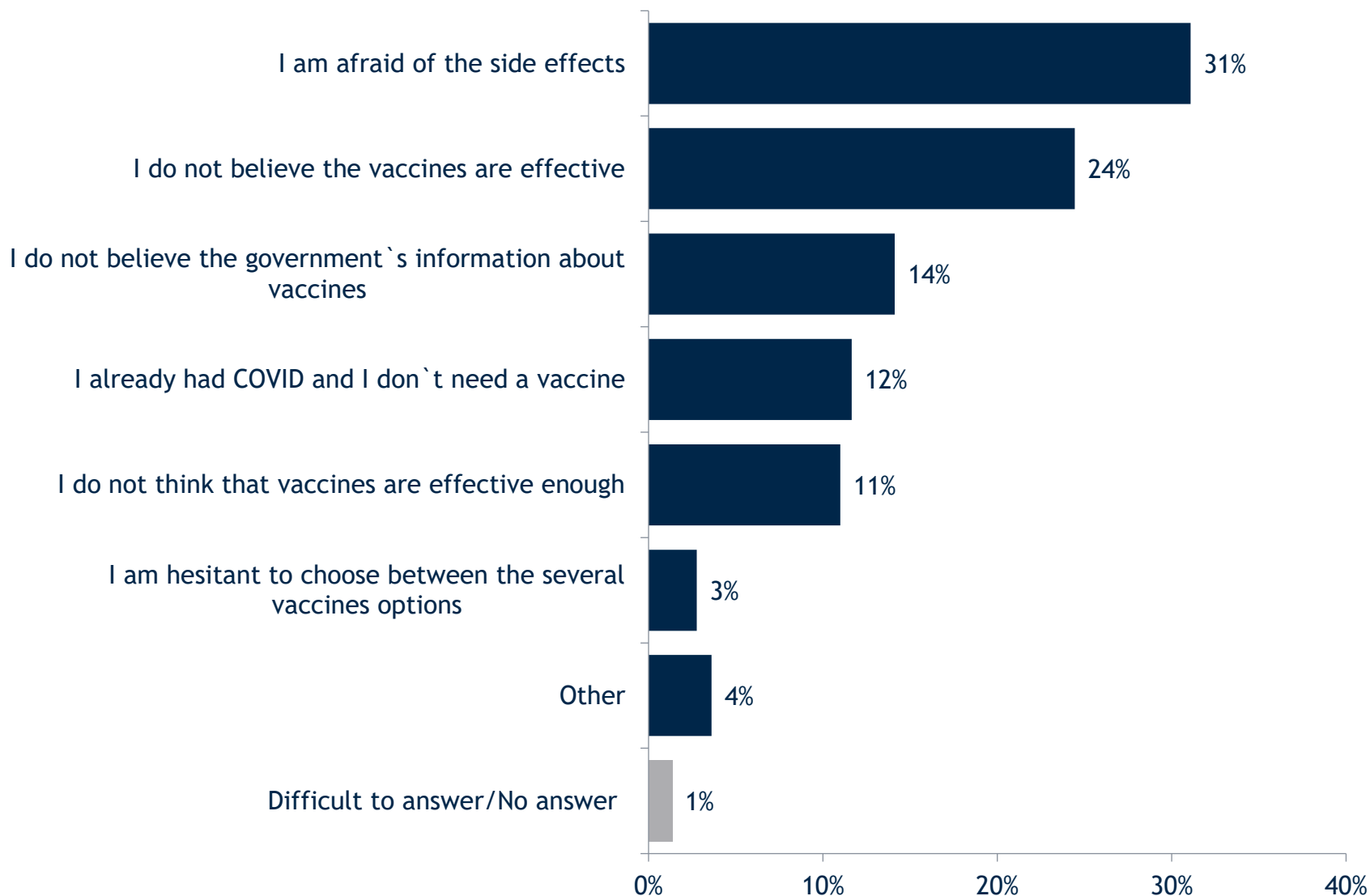


Are you willing to be vaccinated against COVID-19 when the vaccine is available?



What is the primary reason you don't want to be vaccinated?

%, among those who unwilling to be vaccinated against COVID-19, n=925



What is the primary reason you don't want to be vaccinated?

%, among those who unwilling to be vaccinated against COVID-19

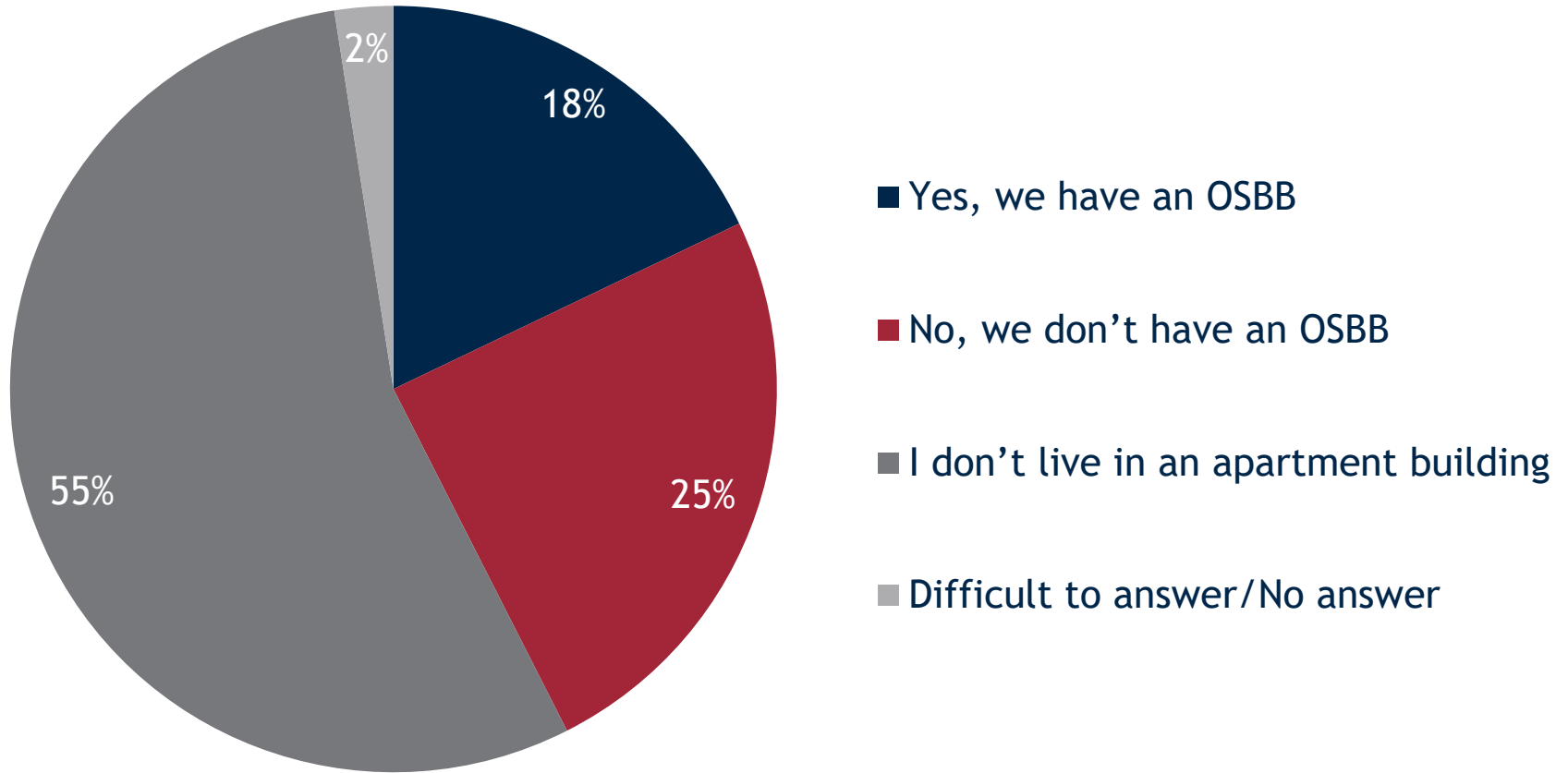
	West, n=269	Center, n=266	South, n=255	East, n=135	Urban, n=598	Rural, n=325	18-35, n=300	36-50, n=252	51+, n=373	Male, n=419	Female, n=506
I am afraid of the side effects	32%	30%	30%	32%	28%	37%	20%	31%	40%	25%	36%
I do not believe the vaccines are effective	28%	27%	19%	20%	24%	25%	30%	24%	20%	28%	22%
I do not believe the government`s information about vaccines	11%	14%	18%	14%	16%	11%	17%	14%	12%	15%	14%
I already had COVID and I don`t need a vaccine	11%	12%	11%	13%	13%	9%	16%	11%	9%	13%	10%
I do not think that vaccines are effective enough	11%	9%	13%	11%	11%	11%	11%	13%	10%	12%	10%
I am hesitant to choose between the several vaccines options	2%	2%	4%	3%	3%	3%	2%	3%	3%	3%	2%
Other	4%	4%	2%	6%	4%	2%	2%	4%	5%	3%	4%
Difficult to answer/No answer	1%	2%	2%	<1%	1%	2%	2%	1%	1%	2%	1%



Perceptions of Housing Associations (OSBB)



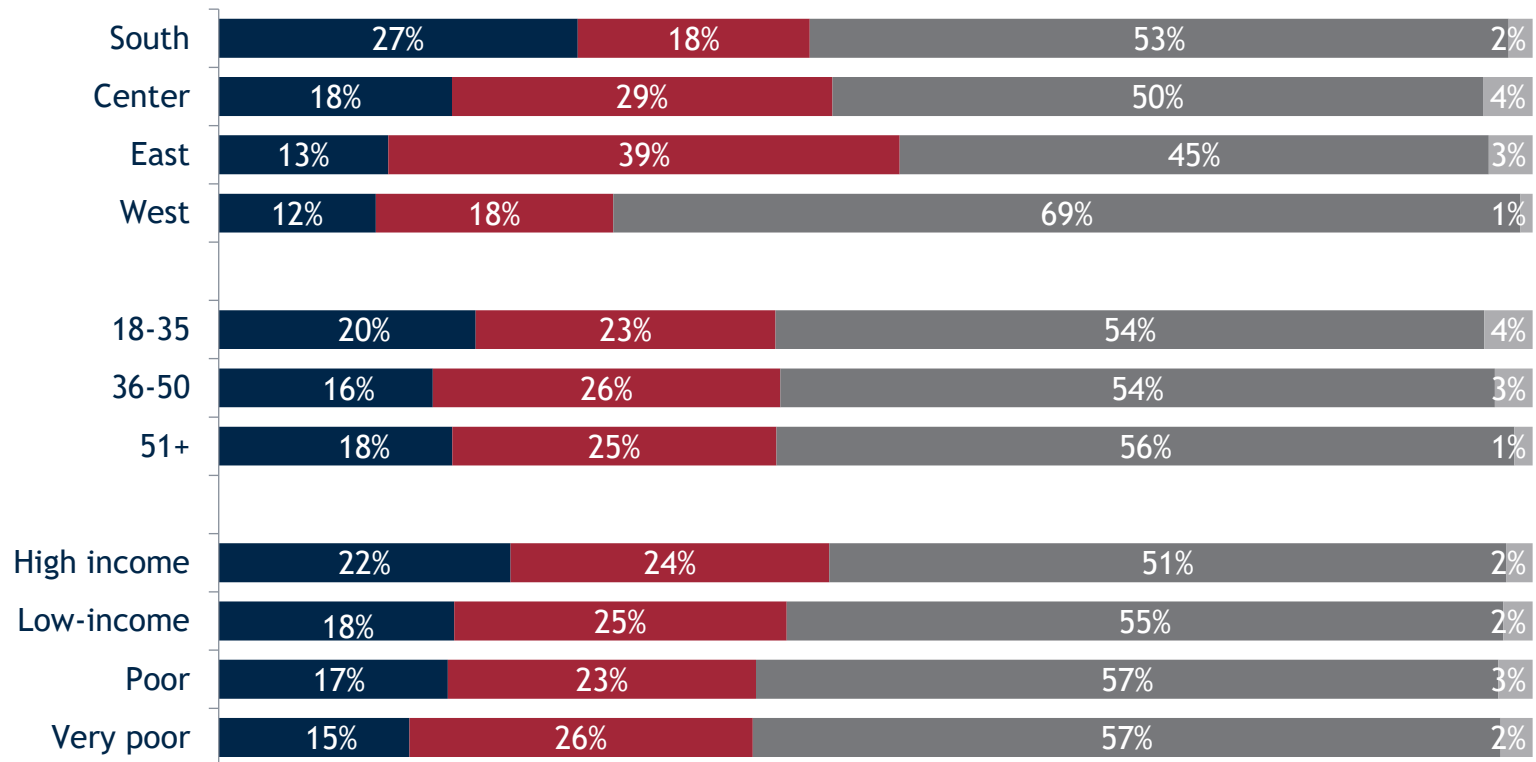
If you live in an apartment building, do you have a housing association (OSBB) established there?



If you live in an apartment building, do you have a housing association (OSBB) established there?

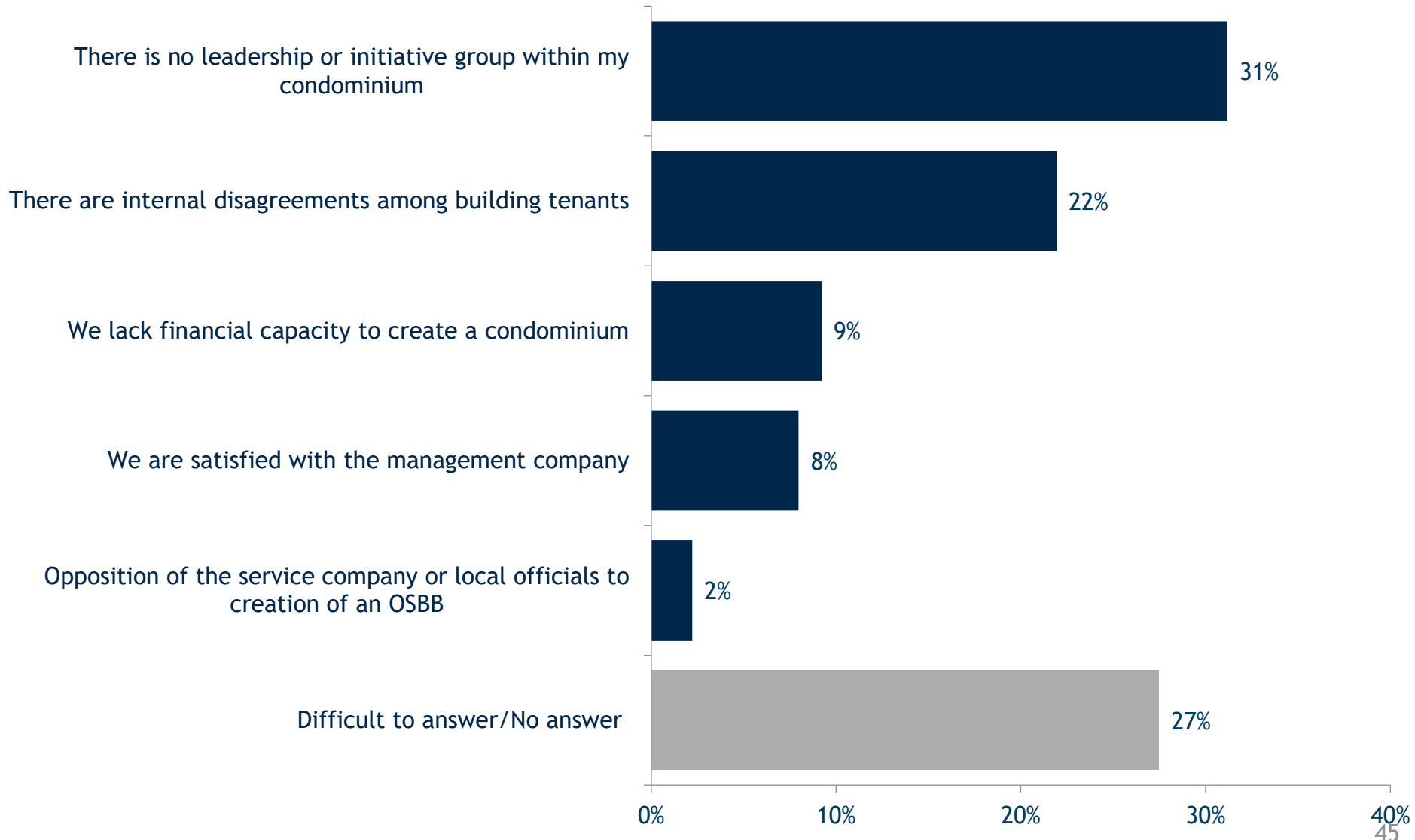
Region, age, financial situation

- Yes, we have an OSBB
- No, we don't have an OSBB
- I don't live in an apartment building
- Difficult to answer/No answer



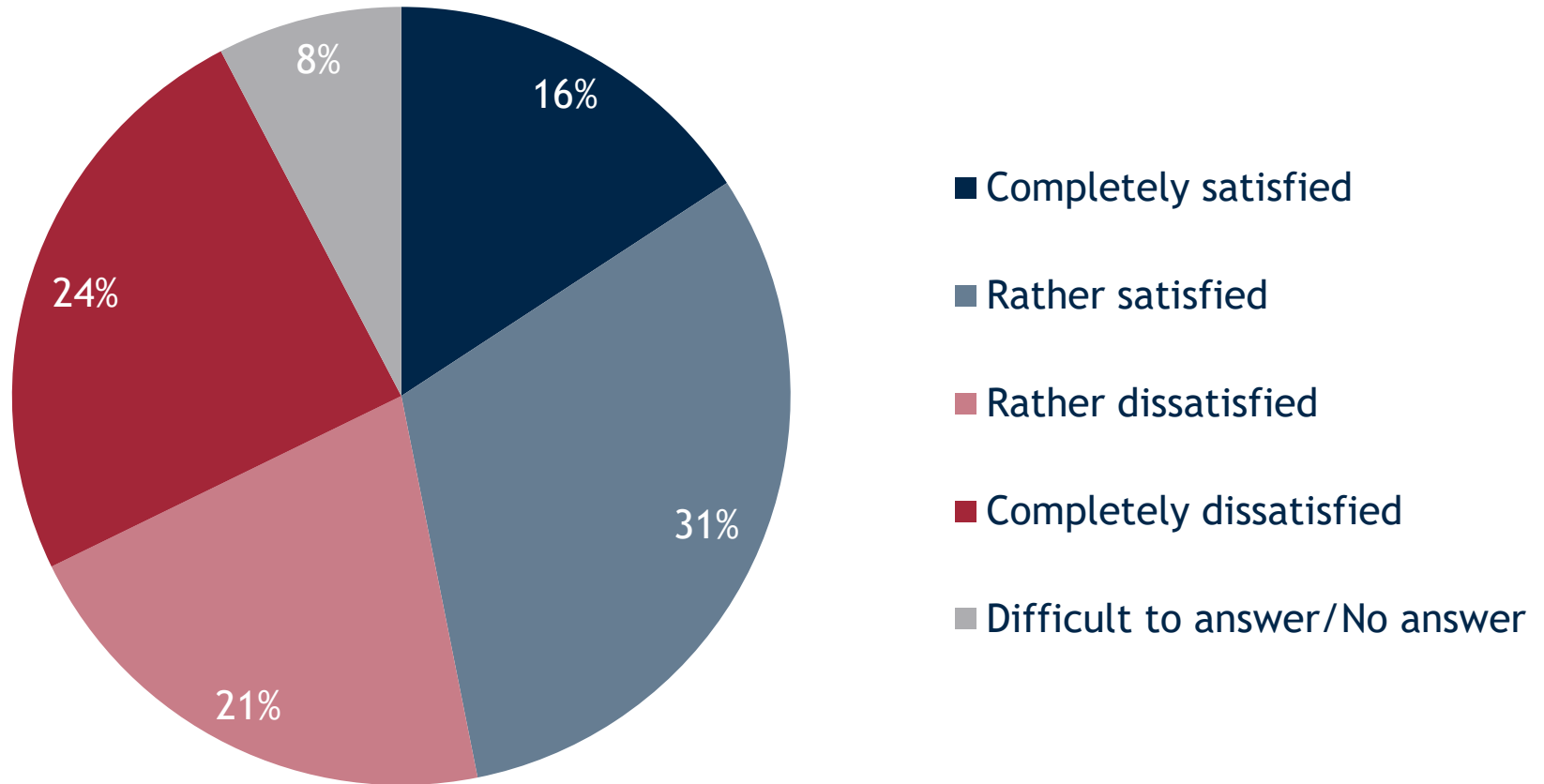
Why is there no OSBB in your apartment building?

% among those who live in an apartment building and don't have an OSBB,
n=591



To what degree are you satisfied with the maintenance of your apartment building?

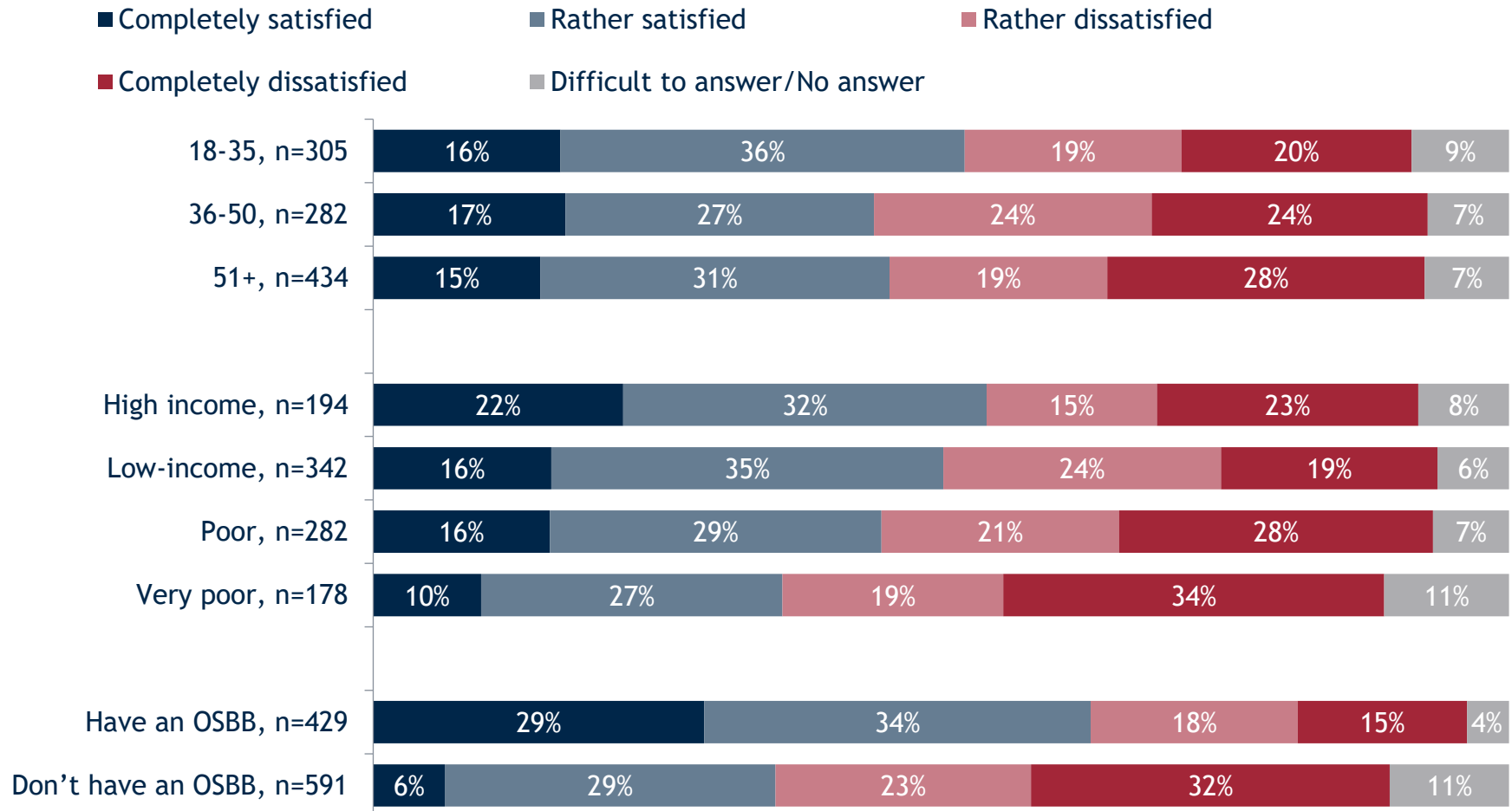
% among those who live in an apartment building, n=1,020



To what degree are you satisfied with the maintenance of your apartment building?

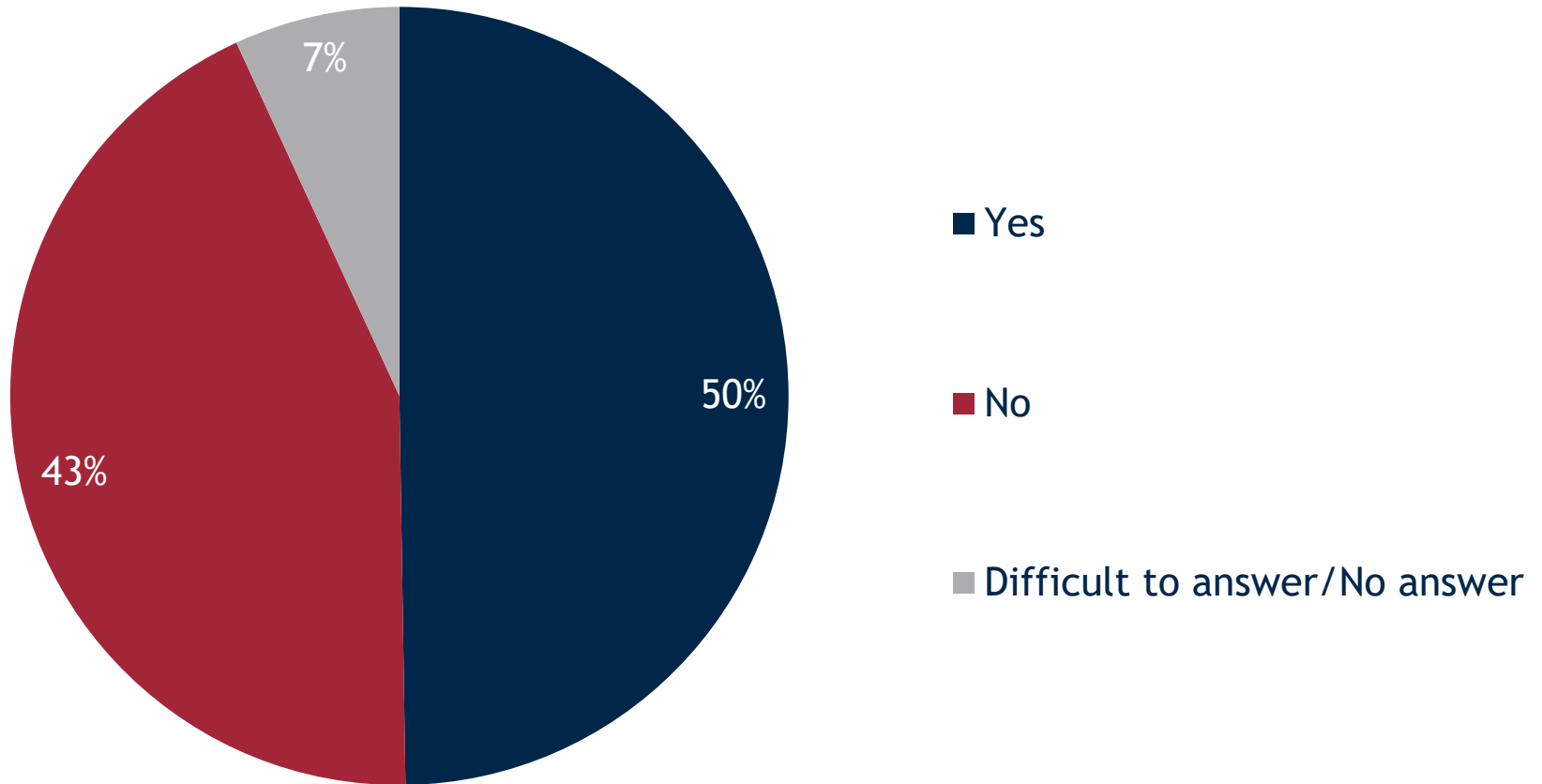
% among those who live in an apartment building

Age, financial situation, OSBB in building



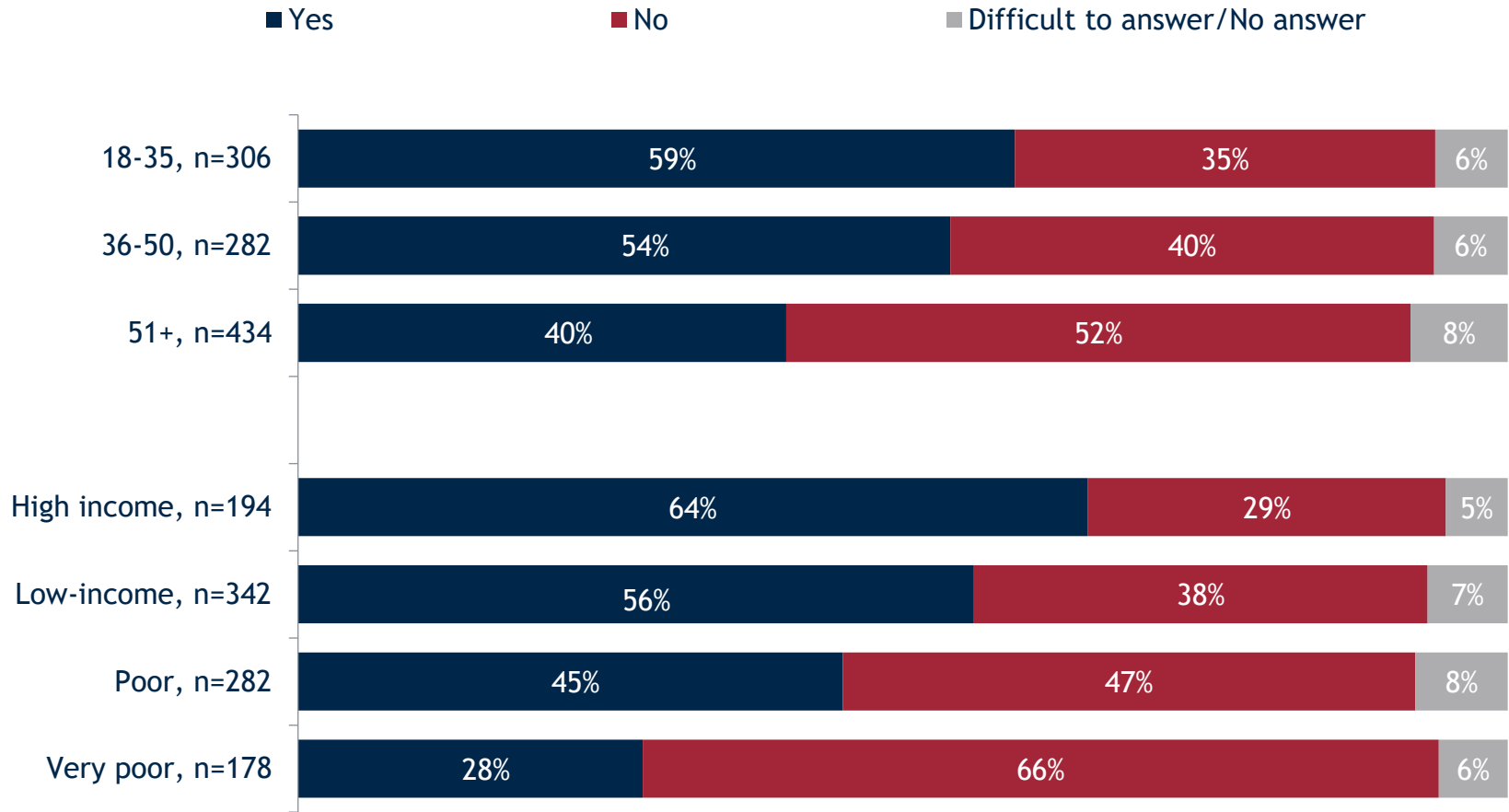
Are you willing to pay extra money for the creation of the Capital Repair and Maintenance Fund of your apartment building?

% among those who live in an apartment building, n=1,020



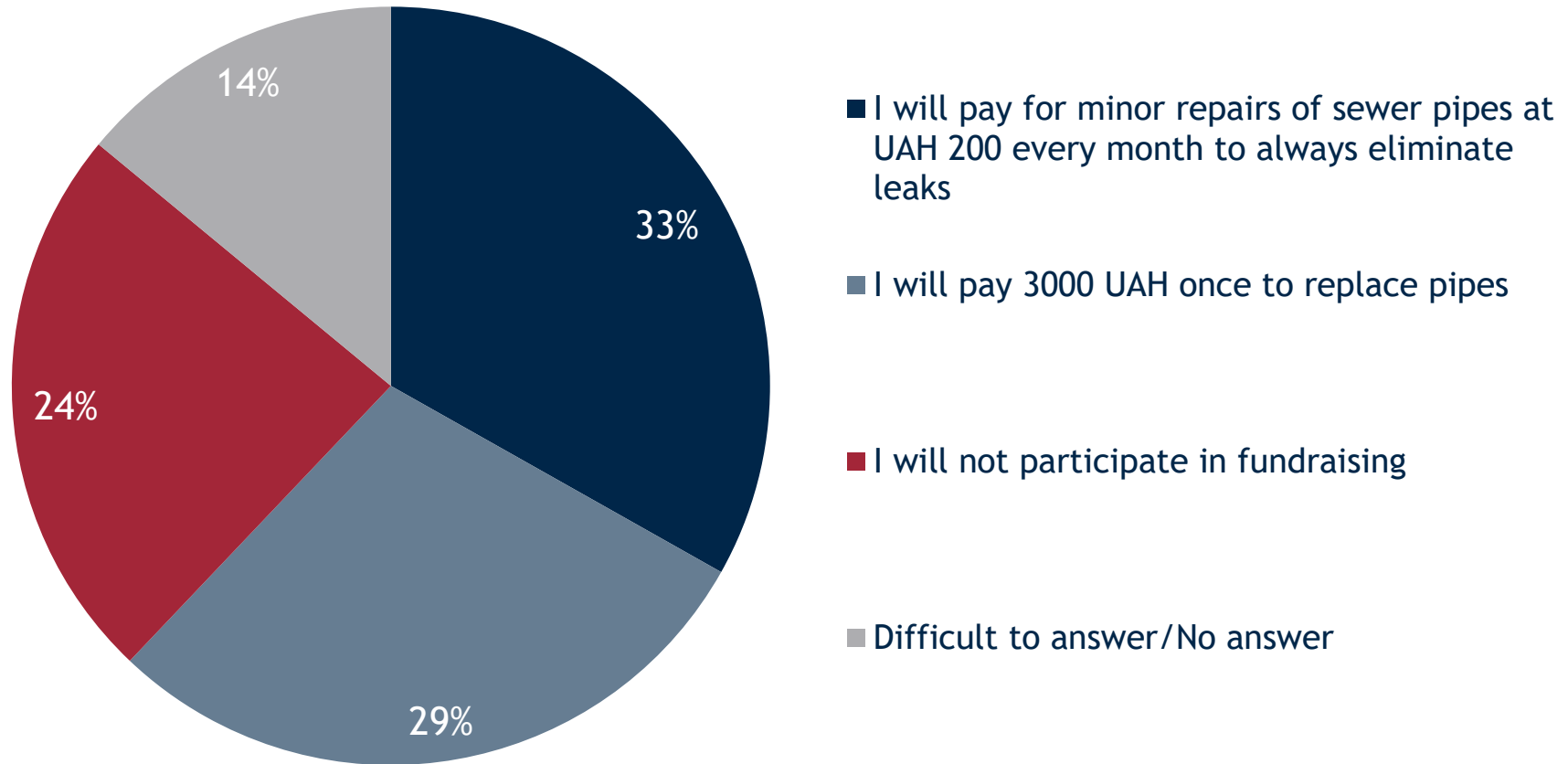
Are you willing to pay extra money for the creation of the Capital Repair and Maintenance Fund of your apartment building?

% among those who live in an apartment building
Age, financial situation



In case of repairs of sewer pipes in your apartment building at the expense of building tenants, which of the following options would you support, if any?

% among those who live in an apartment building, n=1,020



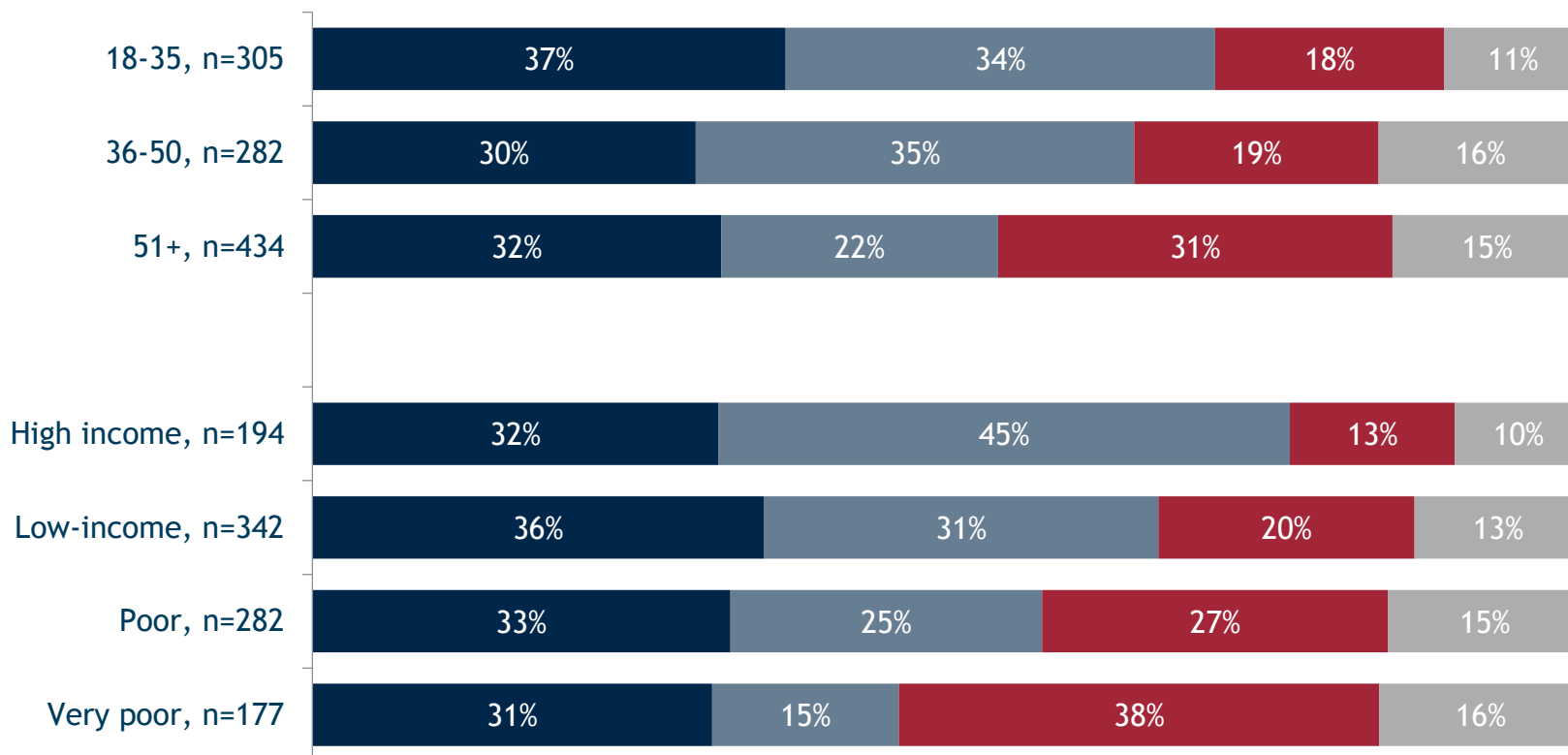
* During the time of fieldwork the exchange rate of Ukrainian Hryvna (UAH) to United States Dollar (USD) was around 26 UAH for 1 USD.

In case of repairs of sewer pipes in your apartment building at the expense of building tenants, which of the following options would you support, if any?

% among those who live in an apartment building

Age, financial situation

- I will pay for minor repairs of sewer pipes at UAH 200 every month to always eliminate leaks
- I will pay 3000 UAH once to replace pipes
- I will not participate in fundraising
- Difficult to answer/No answer

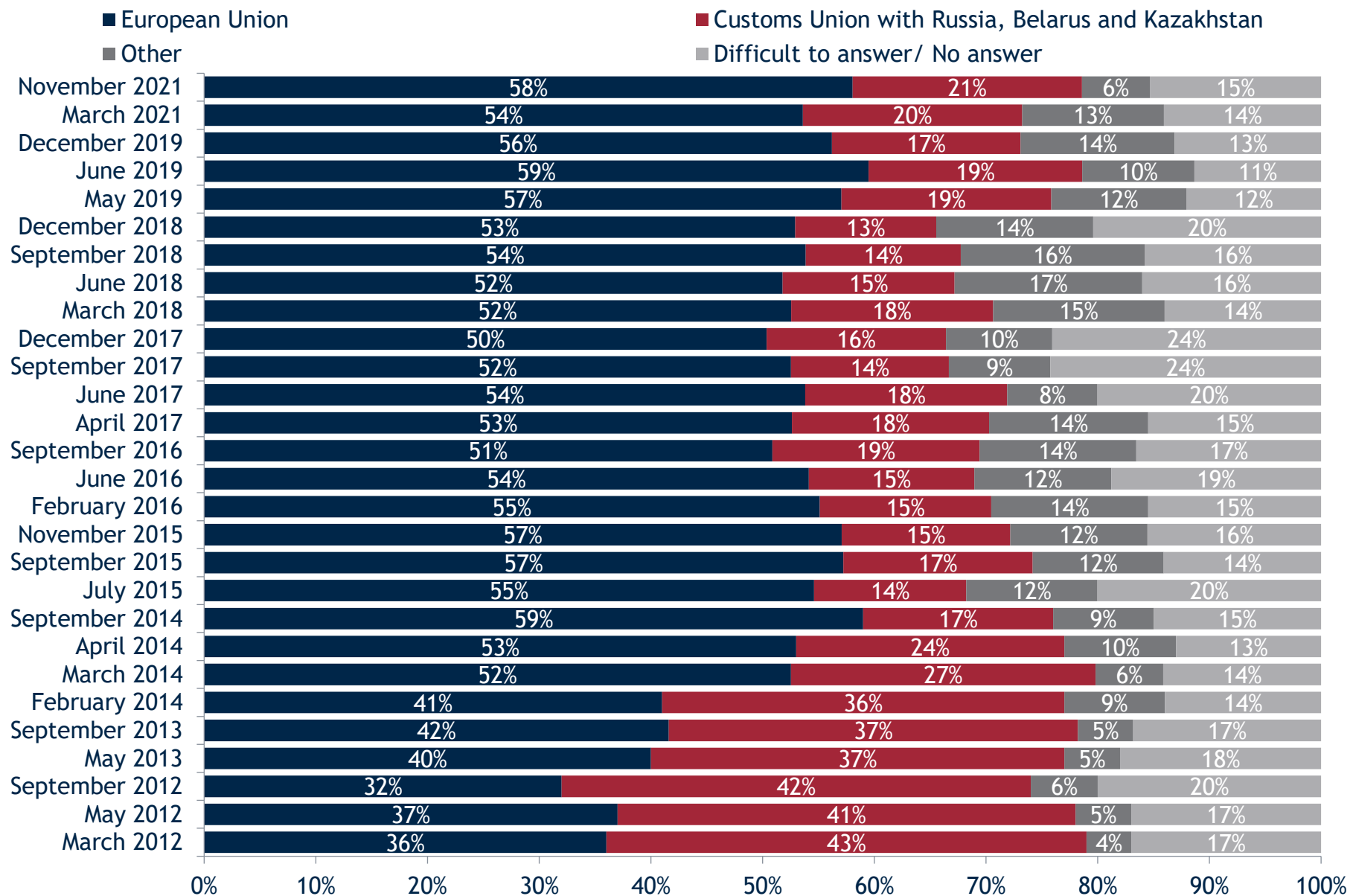




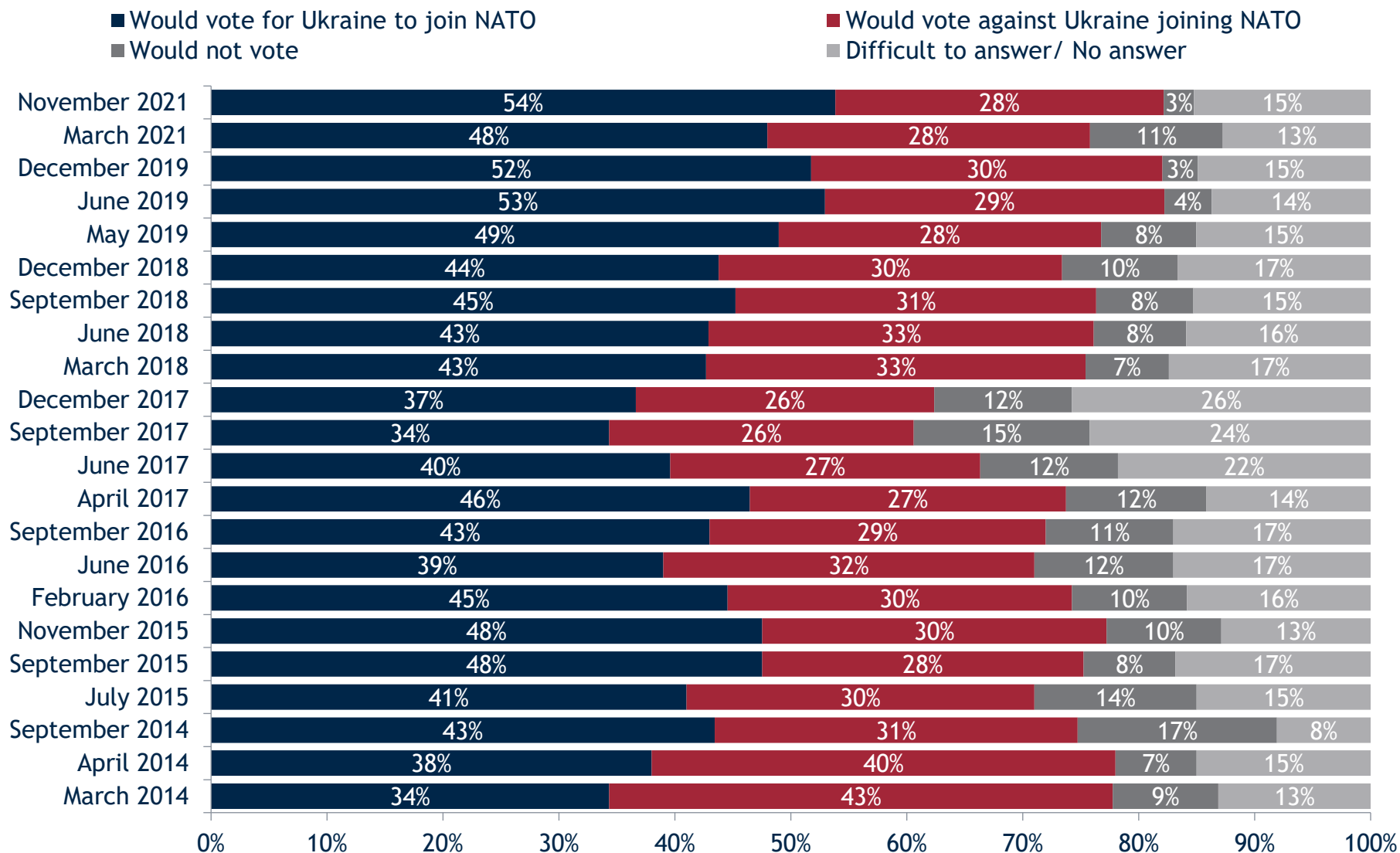
International Relations



If Ukraine was able to enter only one international economic union, which one of the following should it be?



If a referendum was held today on Ukraine joining NATO, how would you vote?

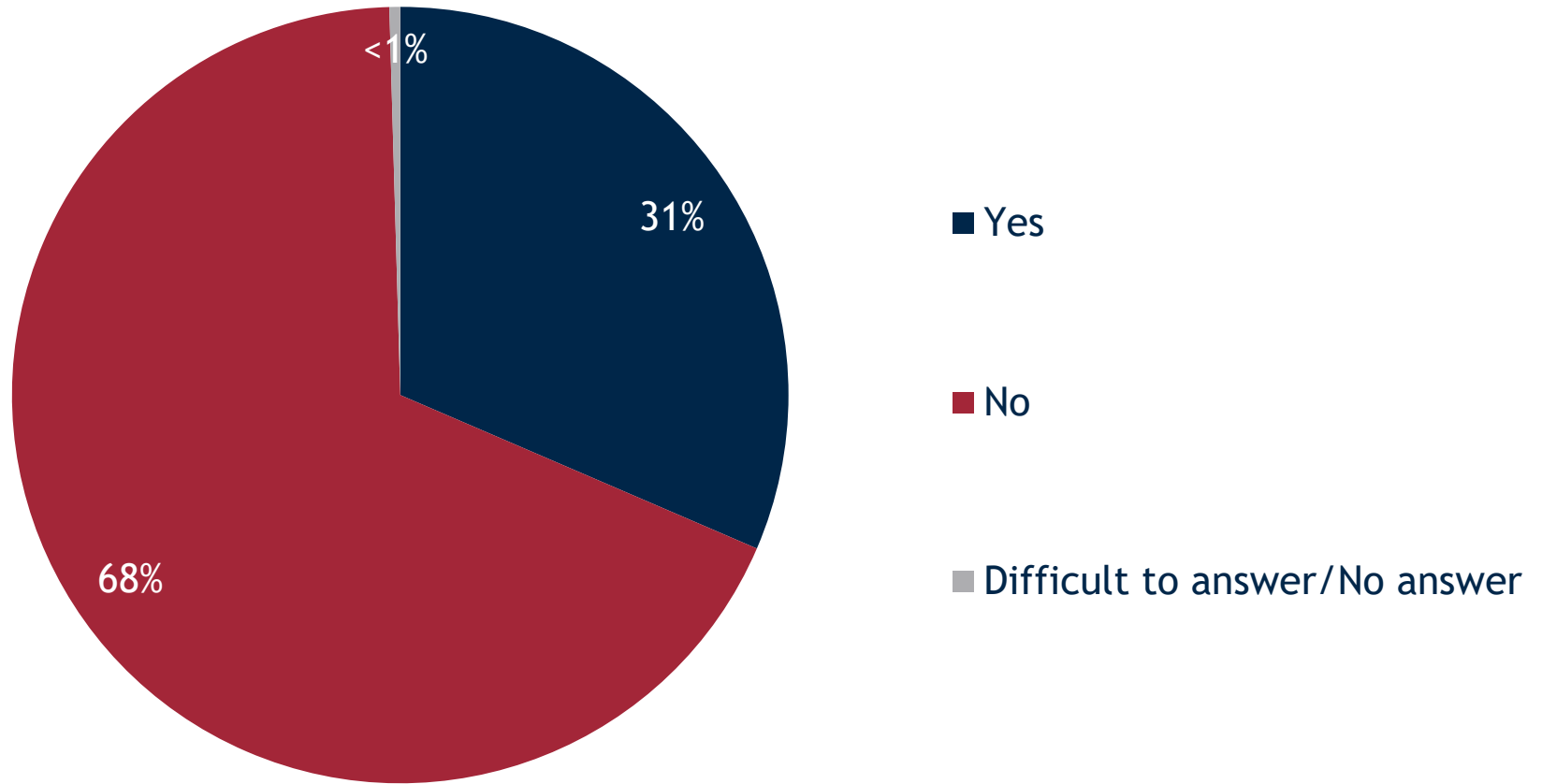




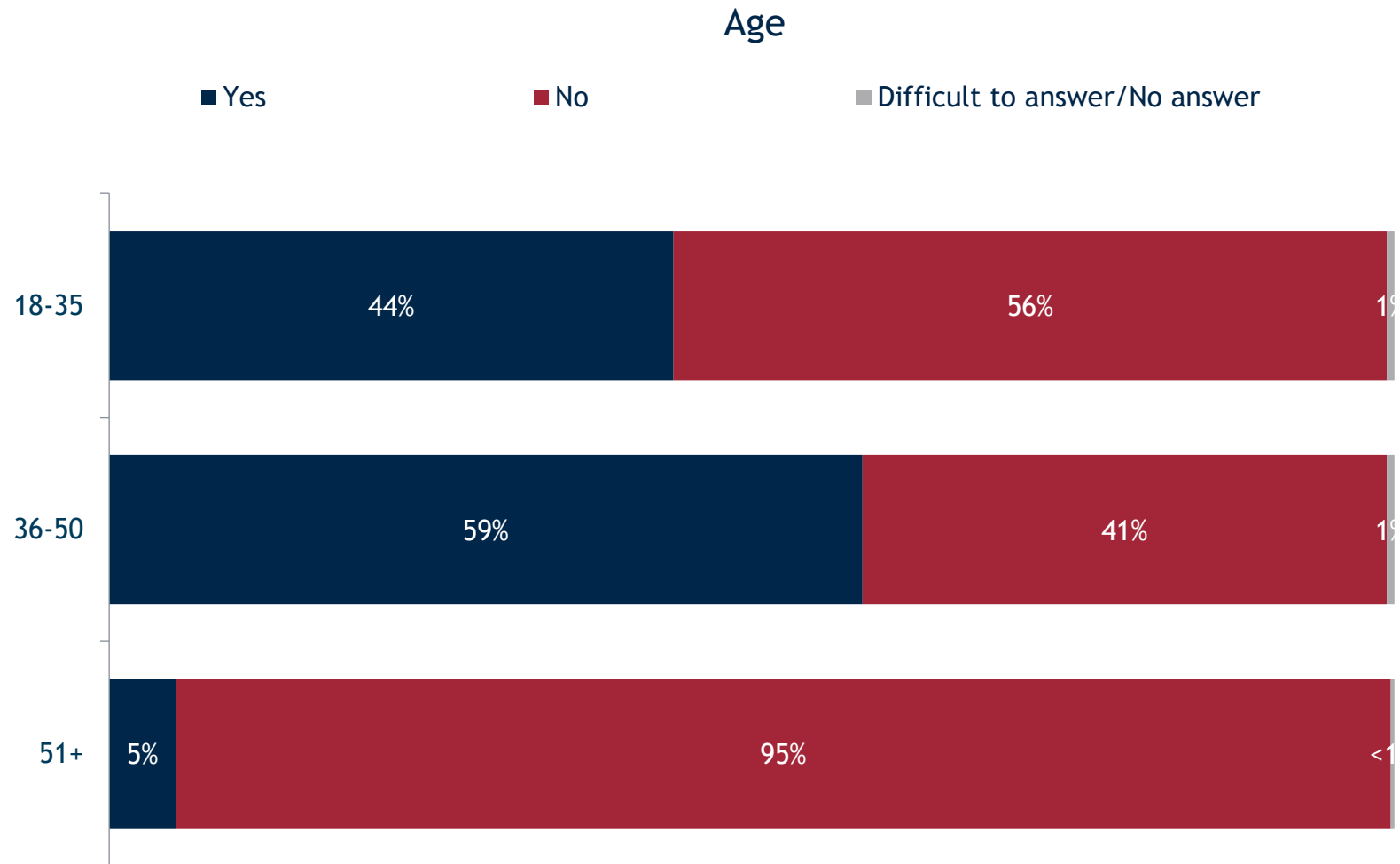
Stances on Vaccination of Children



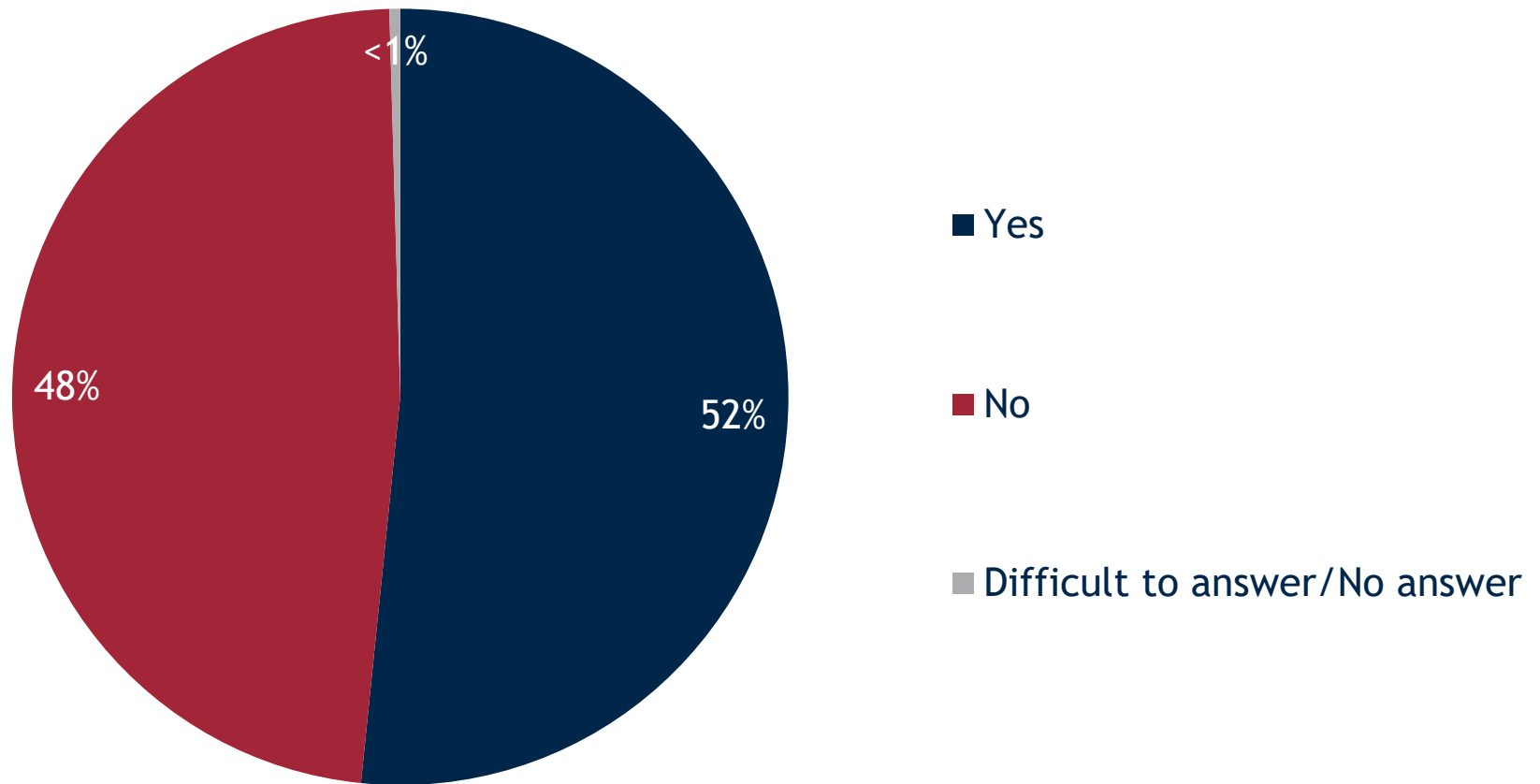
Do you have a child or children who are 16 or younger than 16?



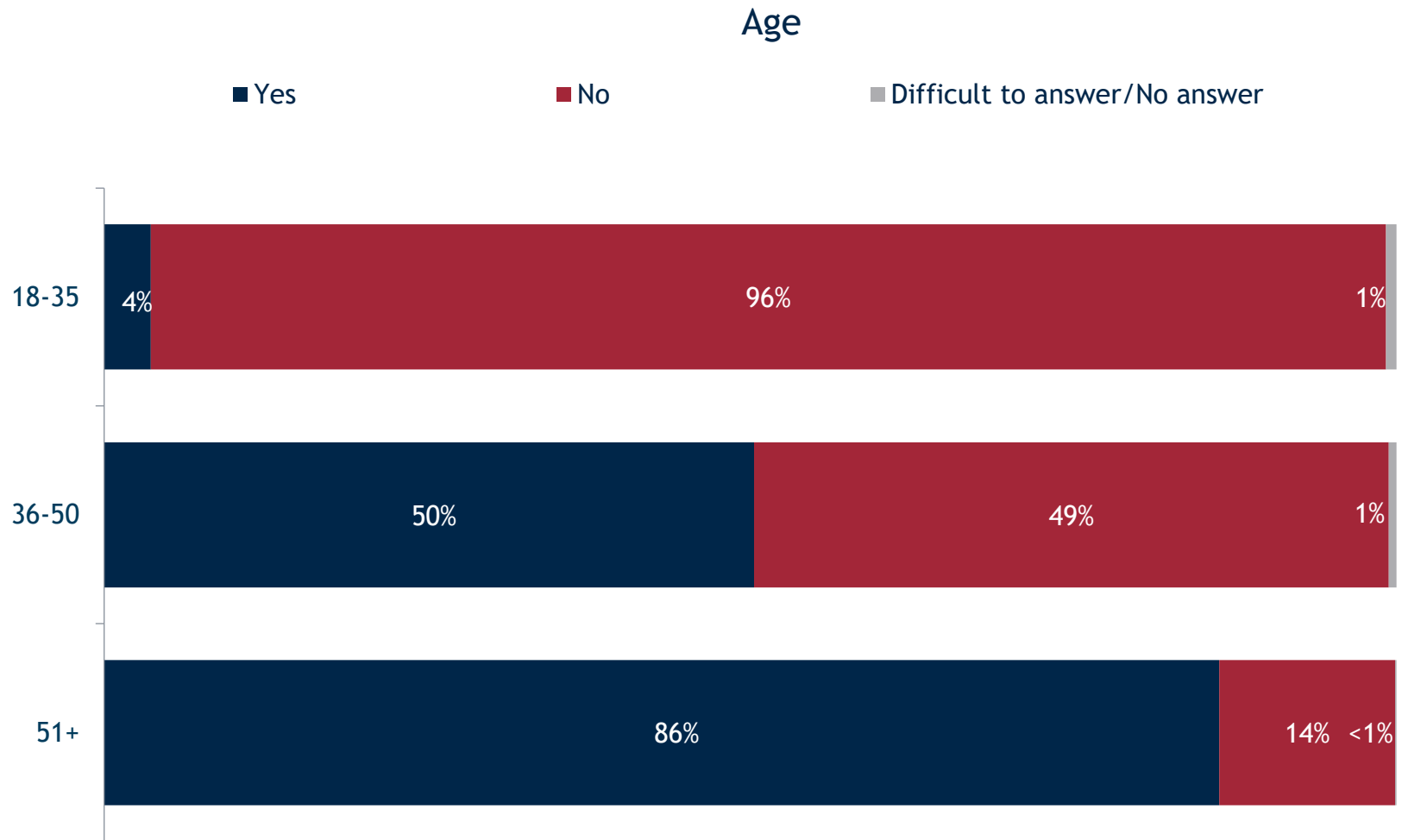
Do you have a child or children who are 16 or younger than 16?



Do you have a child or children who are older than 16?

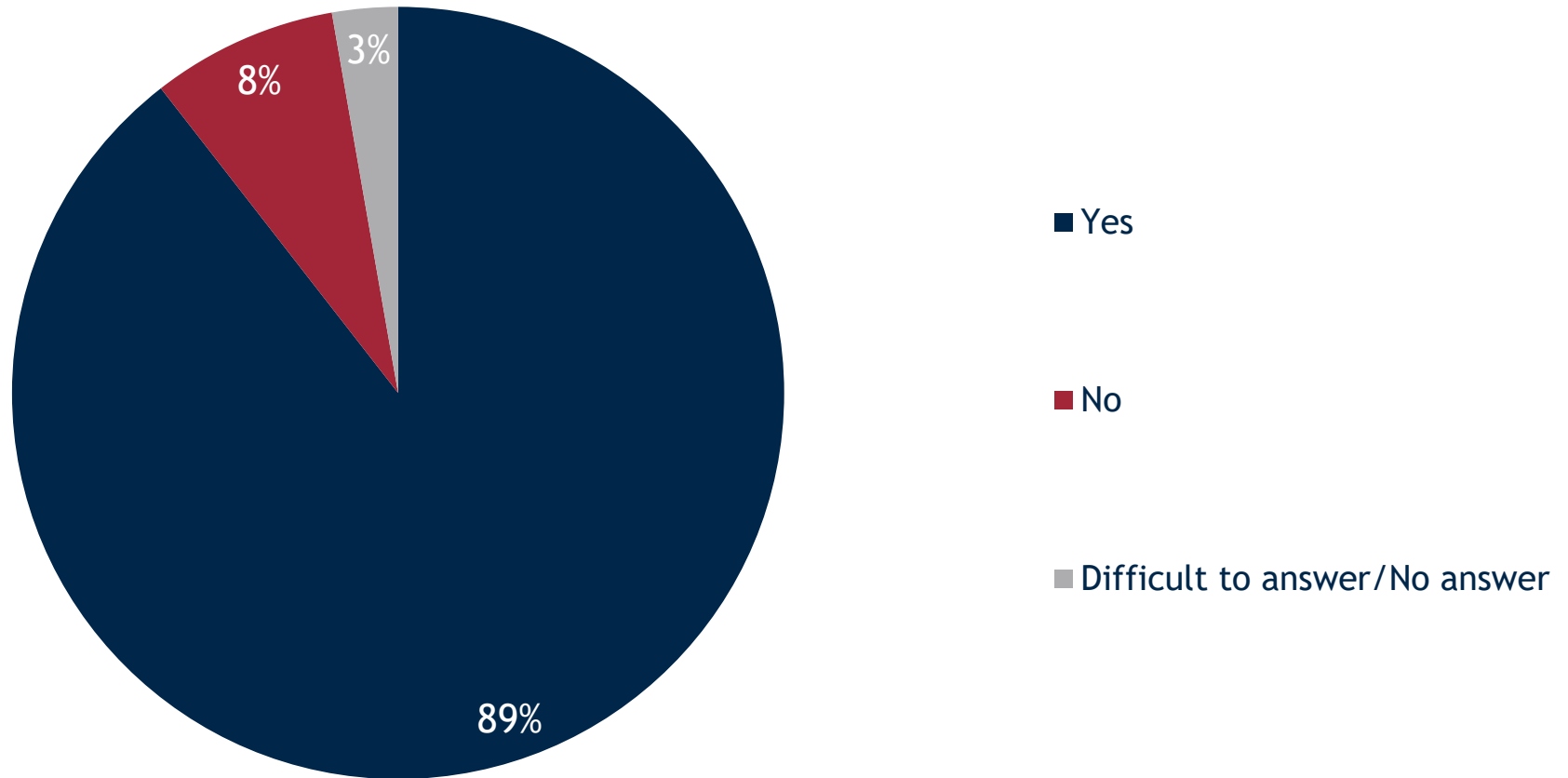


Do you have a child or children who are older than 16?

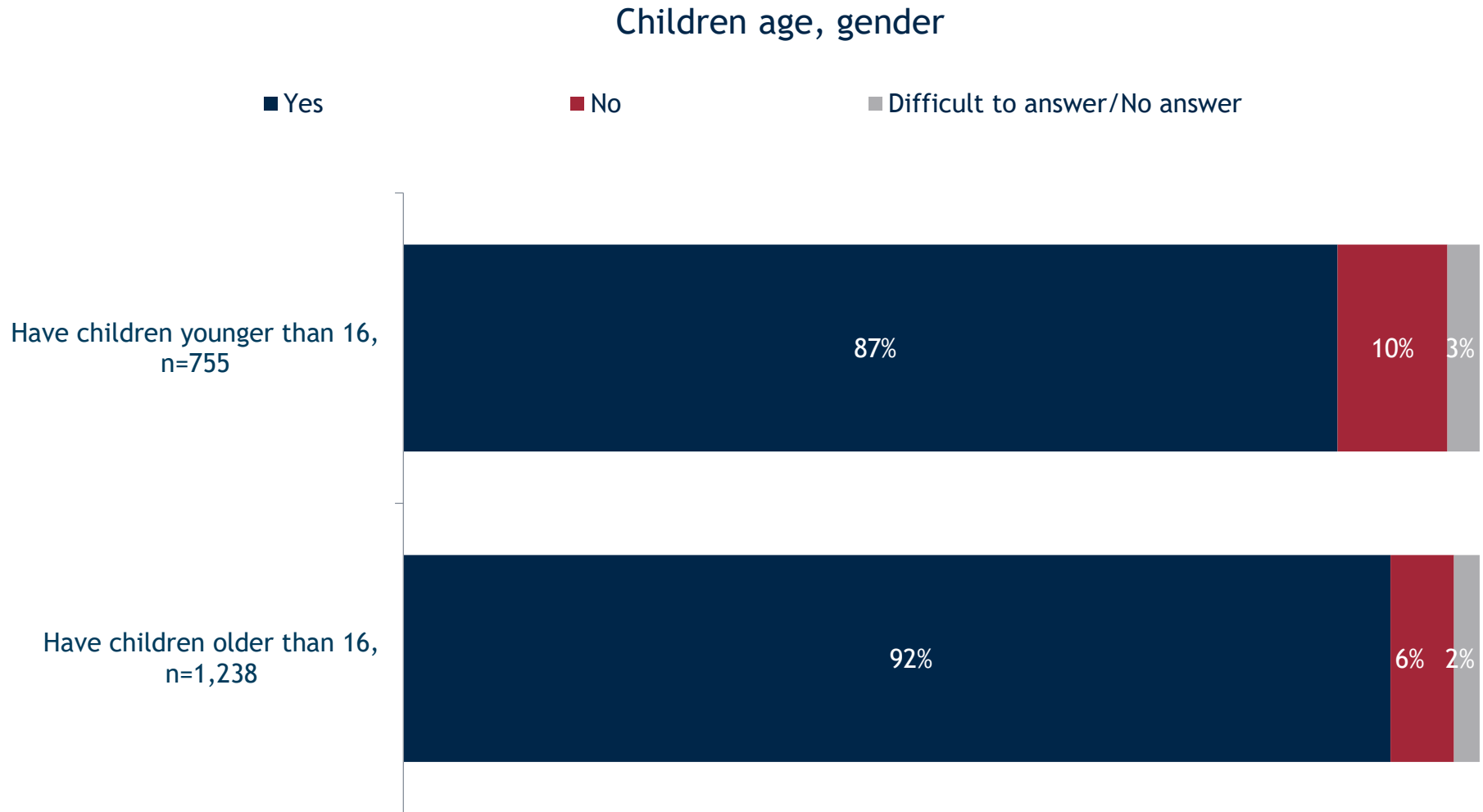


Have you ever vaccinated your children in the past against serious diseases, such as tuberculosis, polio, diphtheria, pertussis, tetanus, measles, mumps, rubella, or hemophilia disease?

% among those who have children, n=1,736



Have you ever vaccinated your children in the past against serious diseases, such as tuberculosis, polio, diphtheria, pertussis, tetanus, measles, mumps, rubella, or hemophilia disease?

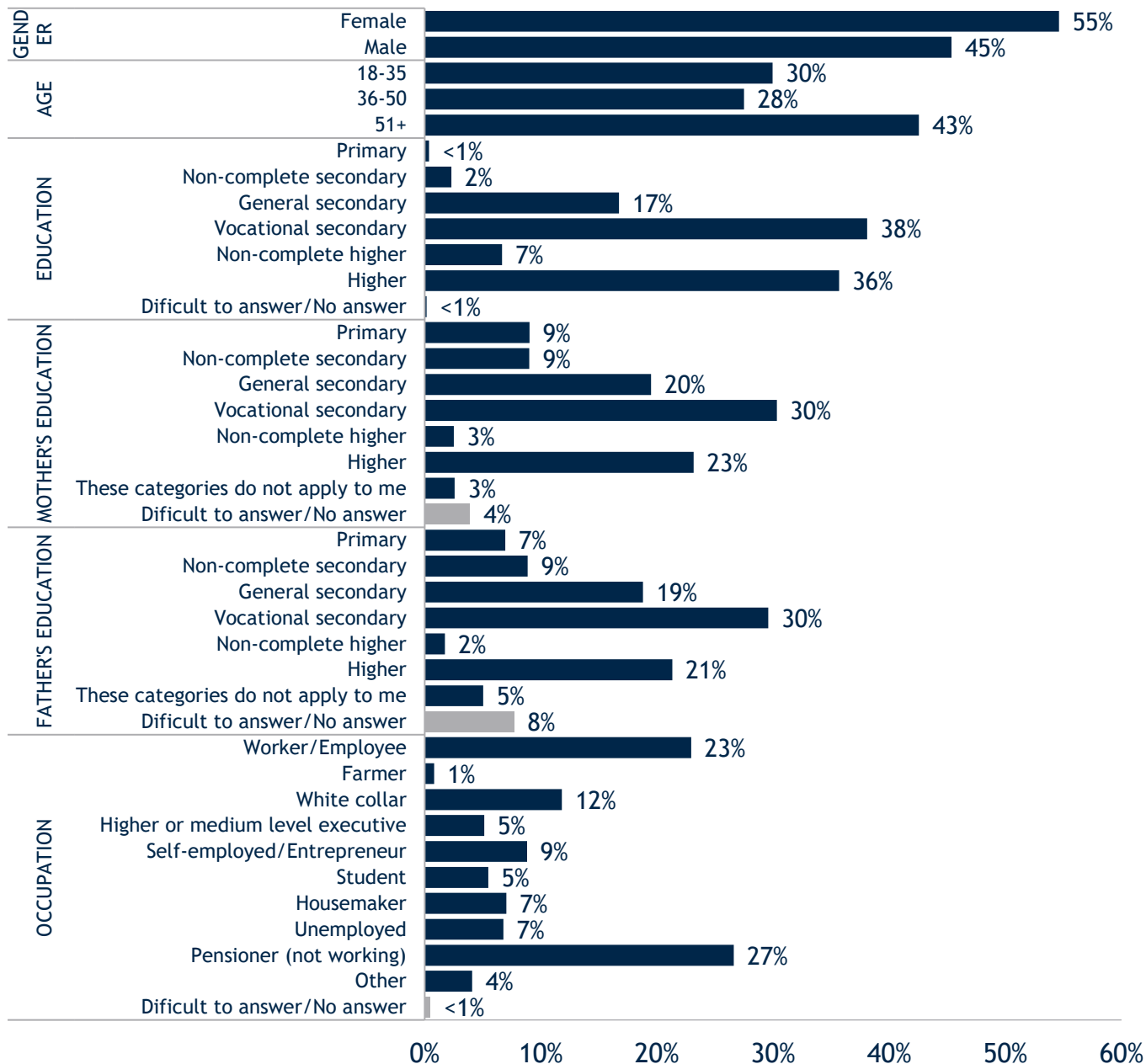




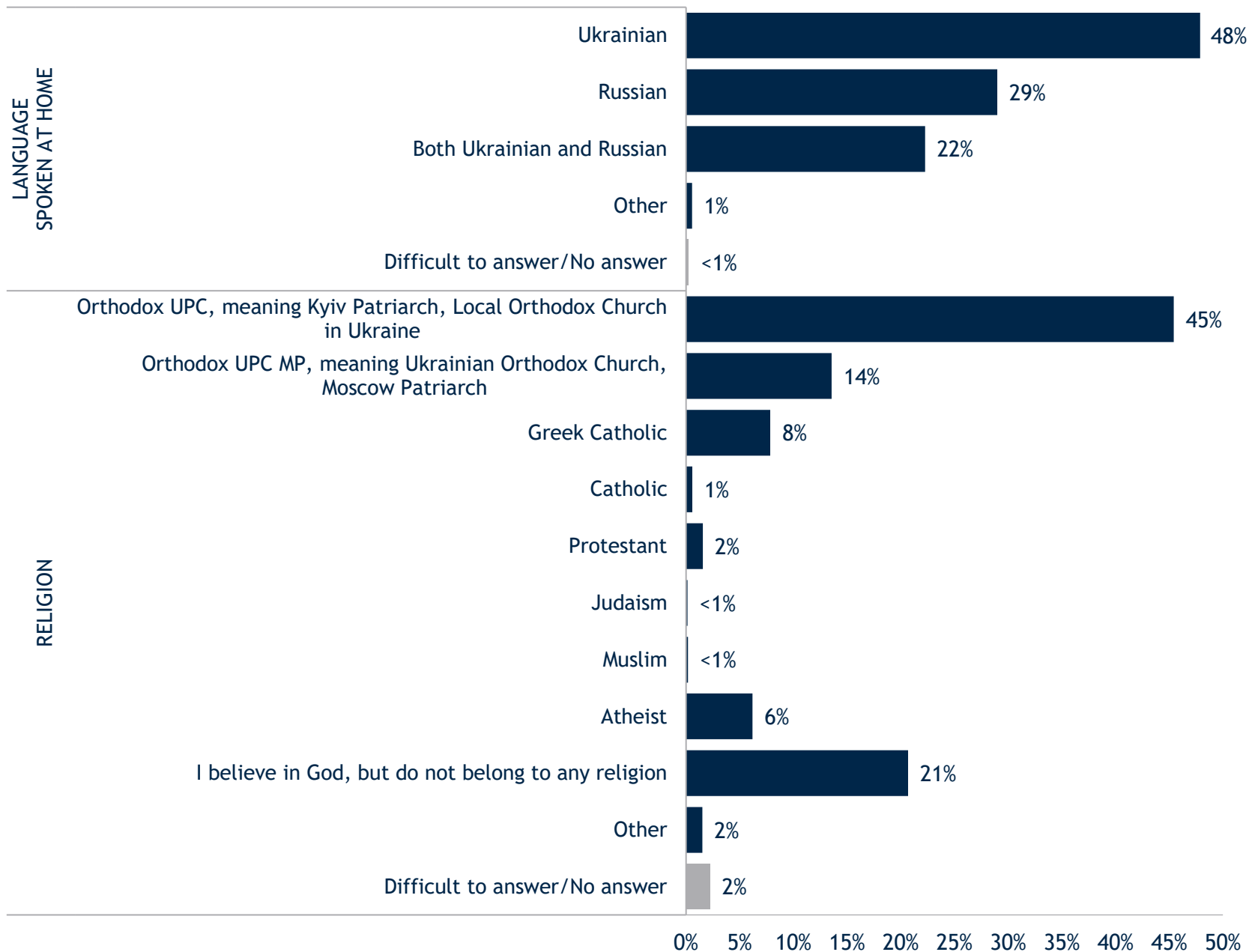
Demographics



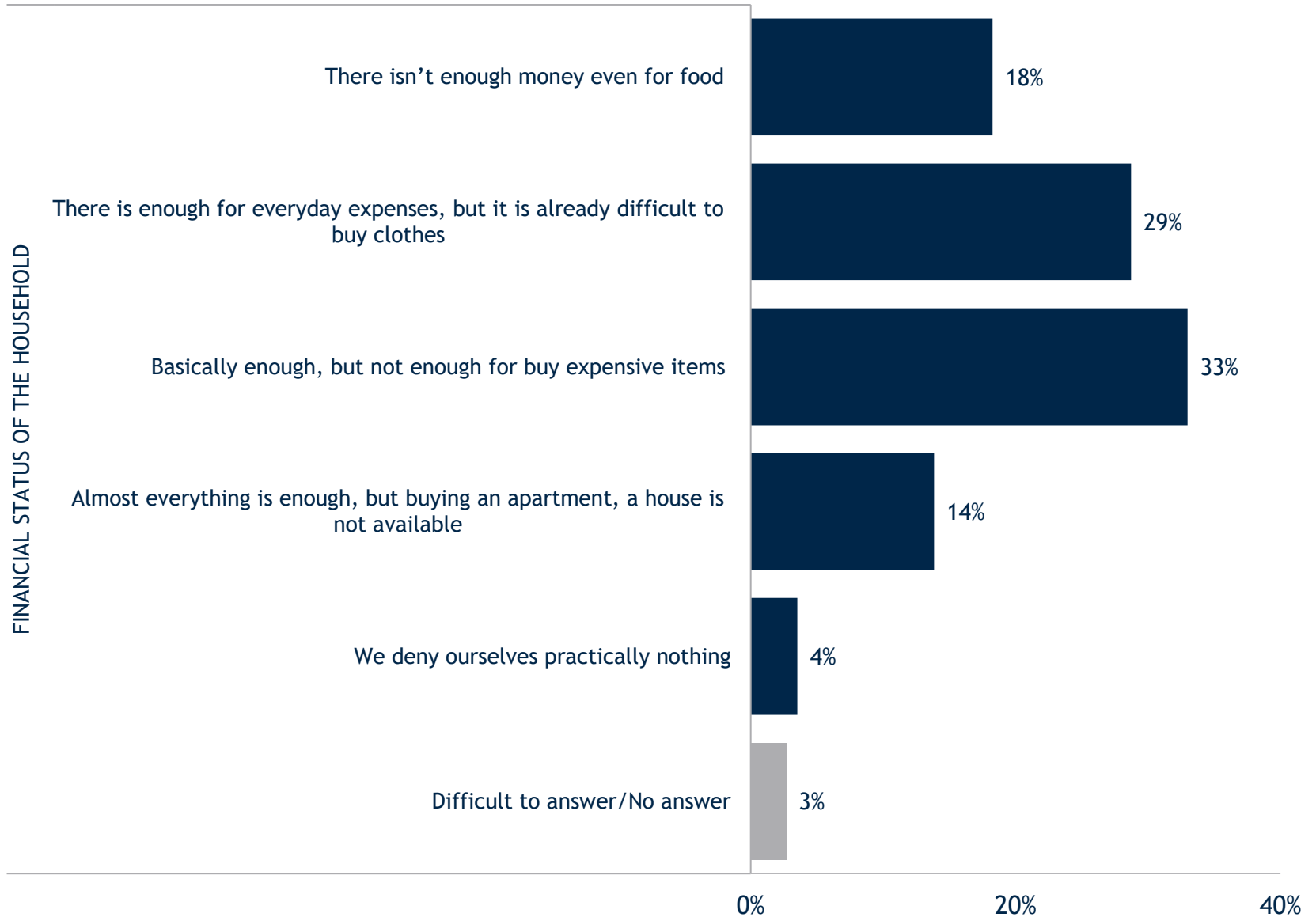
Demographics



Demographics



Demographics



Center for Insights in Survey Research
202.408.9450 | info@iri.org
www.IRI.org | @IRI_Polls

This survey is made possible by the generous support of the American people through the [U.S. Agency for International Development \(USAID\)](#).

