



Public Opinion Survey of Residents of Ukraine

March 30 - April 2, 2022



Methodology

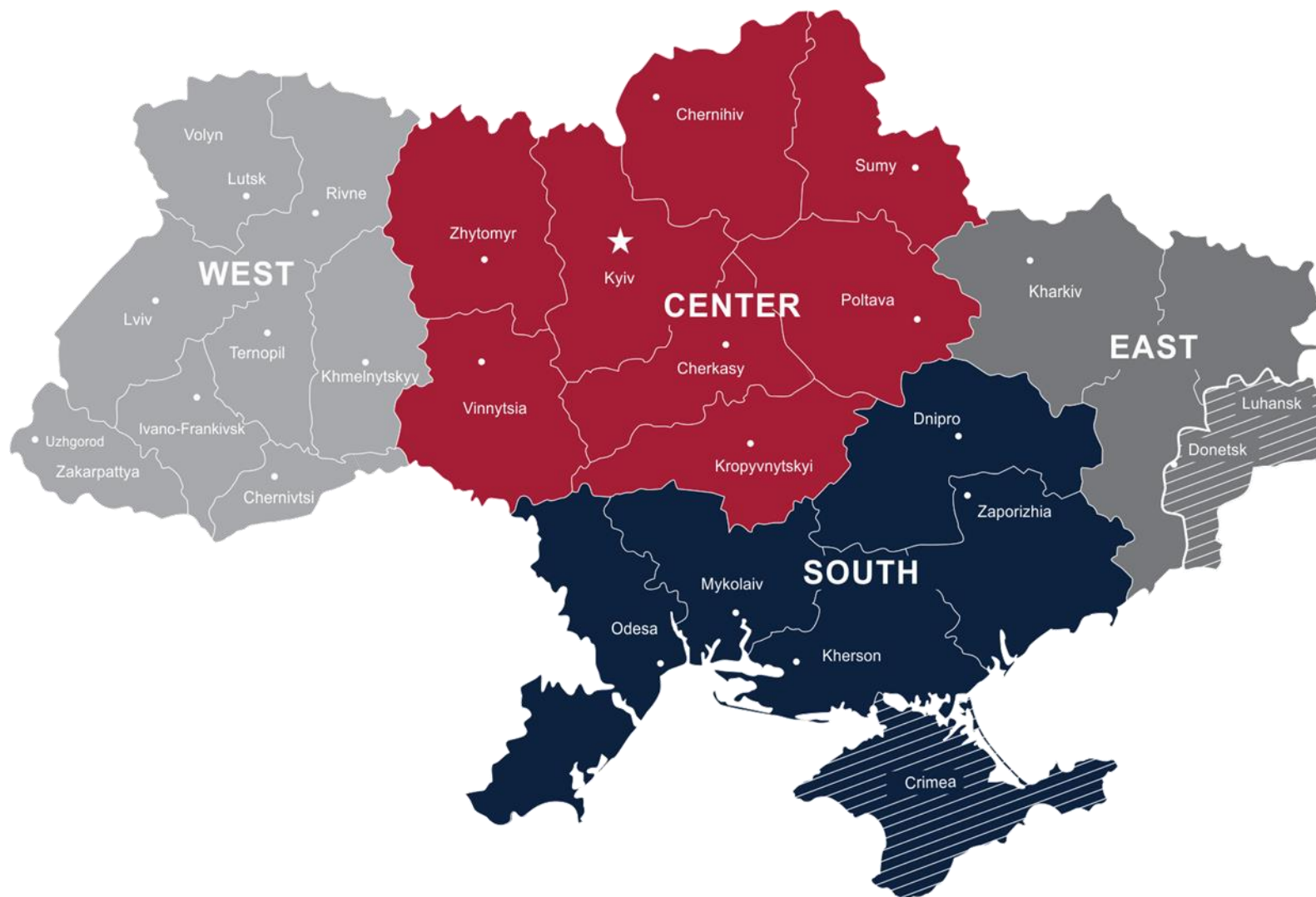
- The survey was conducted by the Sociological Group “Rating” on behalf of the Center for Insights in Survey Research of the International Republican Institute (IRI).
- The survey was conducted throughout Ukraine (except for the occupied territories of Crimea, Donetsk, and Luhansk oblasts) from March 30 to April 2, 2022 through computer-assisted telephone interviews (CATI) based on a random sample of mobile phone numbers.
- The total sample consists of $n = 2,001$ Ukrainians aged 18 and older. The sample excludes any Ukrainians not currently in Ukraine.
- The survey data obtained was weighted by regional and age indicators using data by the State Statistics Service of Ukraine as of January 1, 2020. Unlike past IRI polls in Ukraine, a gender weight was not used due to uneven temporary migration outside Ukraine.
- Mobile numbers were generated randomly by special software using 12 codes of three largest mobile operators in Ukraine: KYIVSTAR, VODAFONE Ukraine, and LIFECELL. Each randomly generated number package includes an equal quantity of each code (050, 063, 066, 067, 068, 073, 093, 095, 096, 097, 098, 099).
- The margin of error at the 95 percent confidence level does not exceed 2 percentage points for the full sample.
- The response rate was 15 percent.
- Charts and graphs may not add up to 100 percent due to rounding.
- The study was funded by the [United States Agency for International Development \(USAID\)](#).

Frequently Cited Disaggregates*

Disaggregate	Disaggregation Category	Base
Region	West	n=542
	Center	n=694
	South	n=498
	East	n=267
Age	18-35	n=580
	36-50	n=546
	51+	n=875
Gender	Male	n=1,061
	Female	n=940

*Cited bases are weighted. Margin of error will vary with sample size n.

Geographical Key



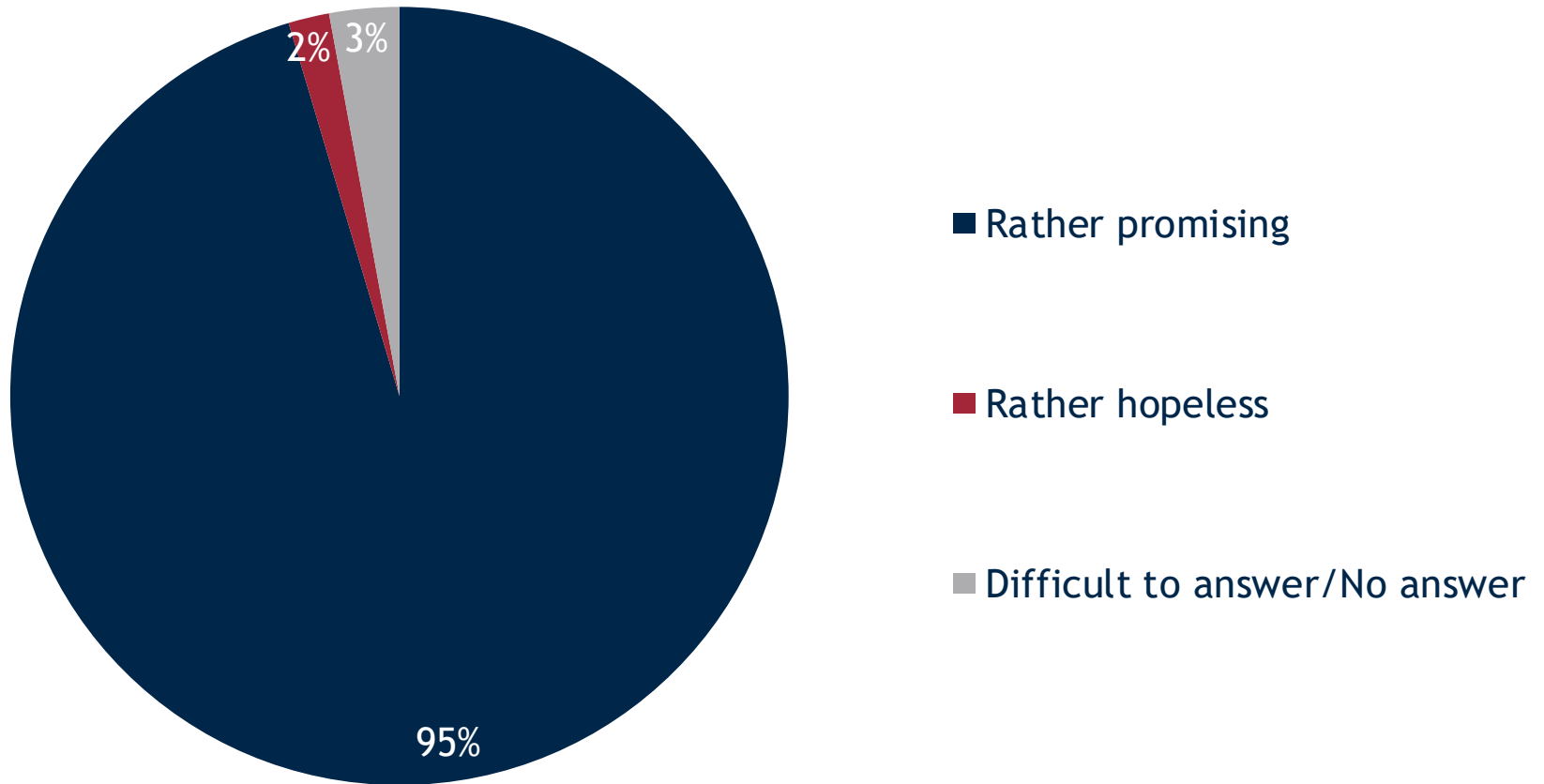
*Due to the Russian occupation of Crimea and ongoing conflict in the East of Ukraine, citizens of Crimea and parts of Donetsk and Luhansk oblasts controlled by the separatists did not participate in the survey



Citizen Sentiments



How do you see the future of Ukraine?




How do you see the future of Ukraine?

Regions ~ Age

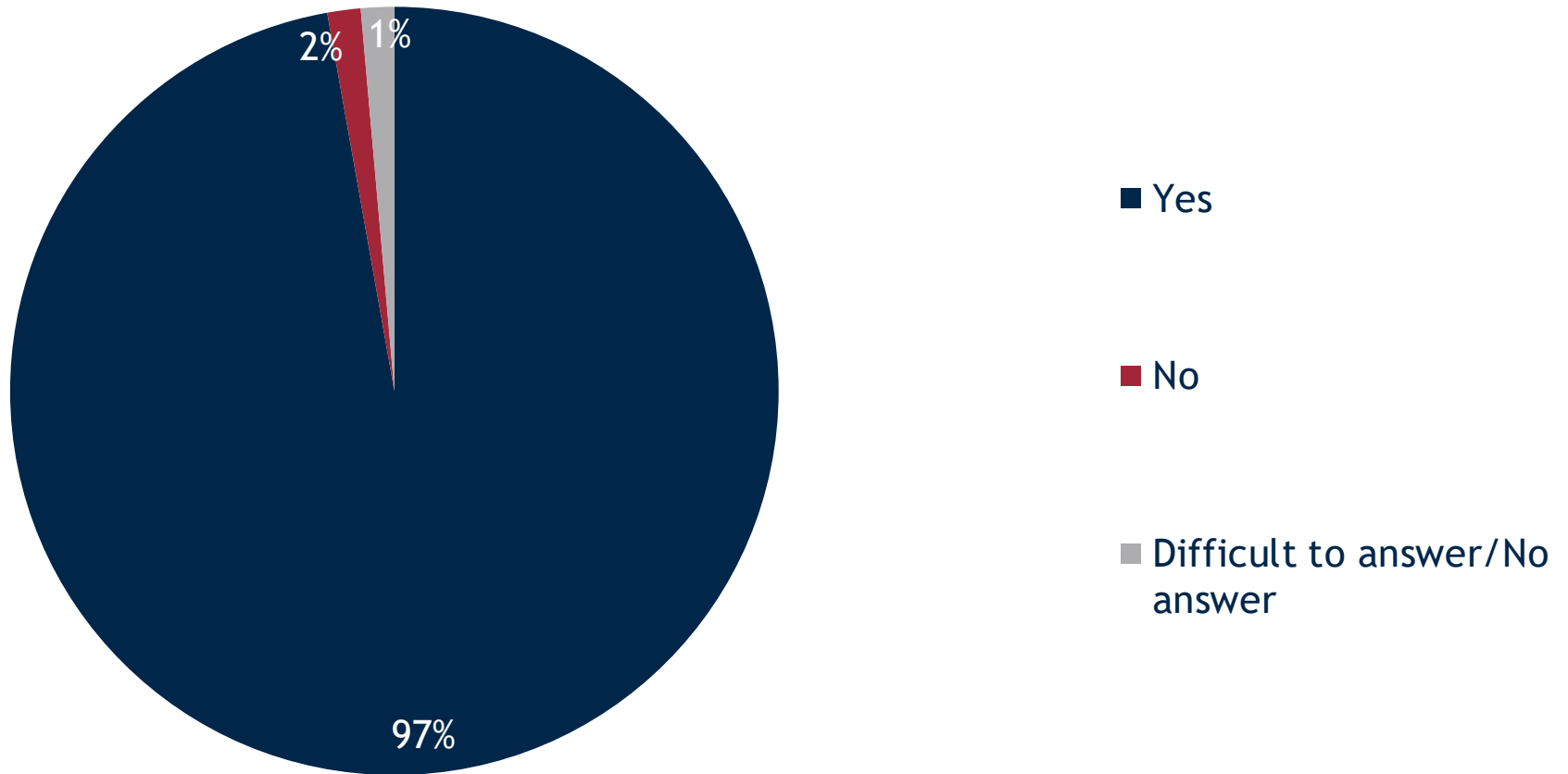
■ Rather promising

■ Rather hopeless

■ Difficult to answer / No answer

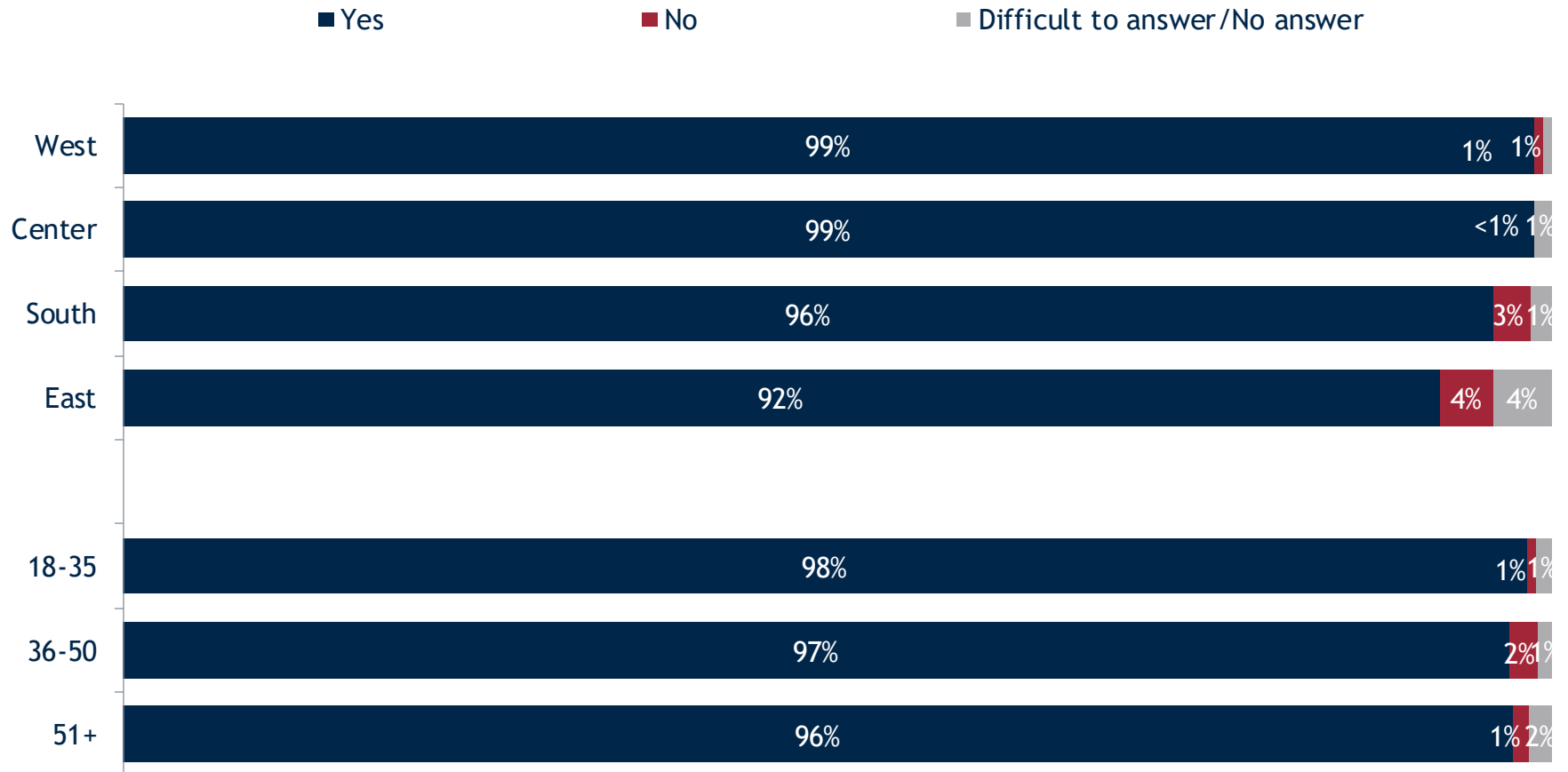


Do you believe that Ukraine will win the war?

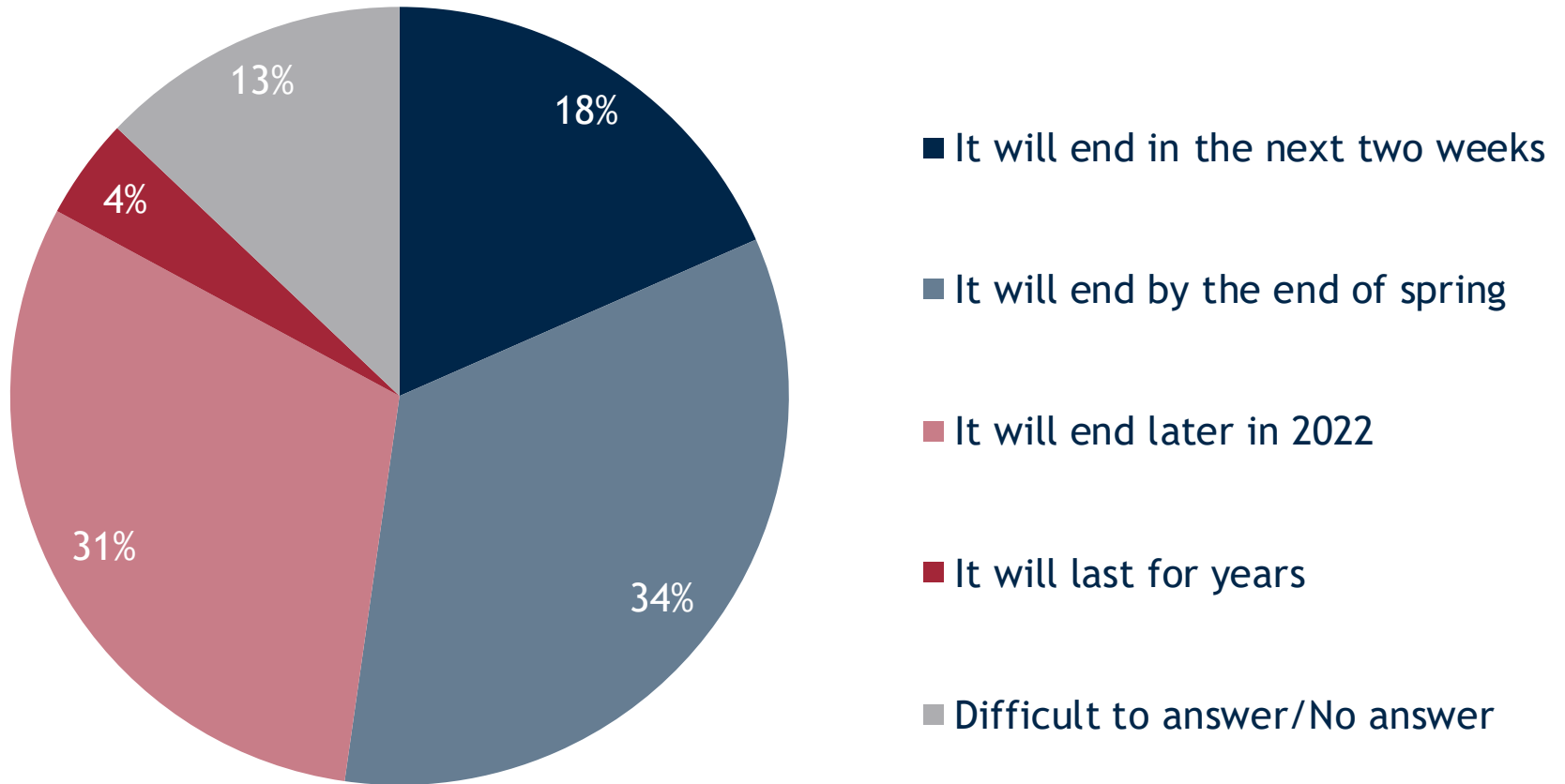


Do you believe that Ukraine will win the war?

Regions ~ Age

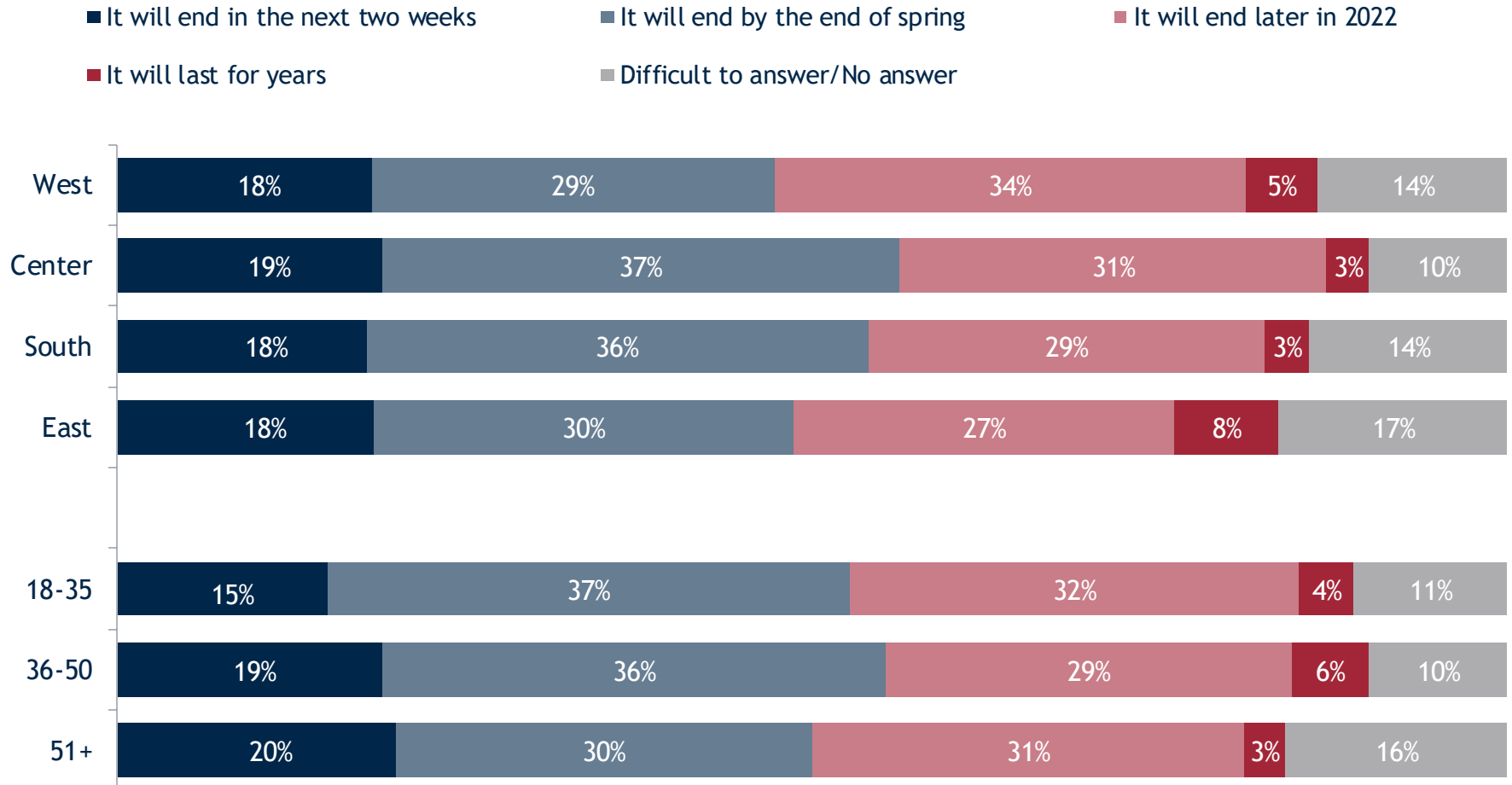


In your opinion, how long will the war last?



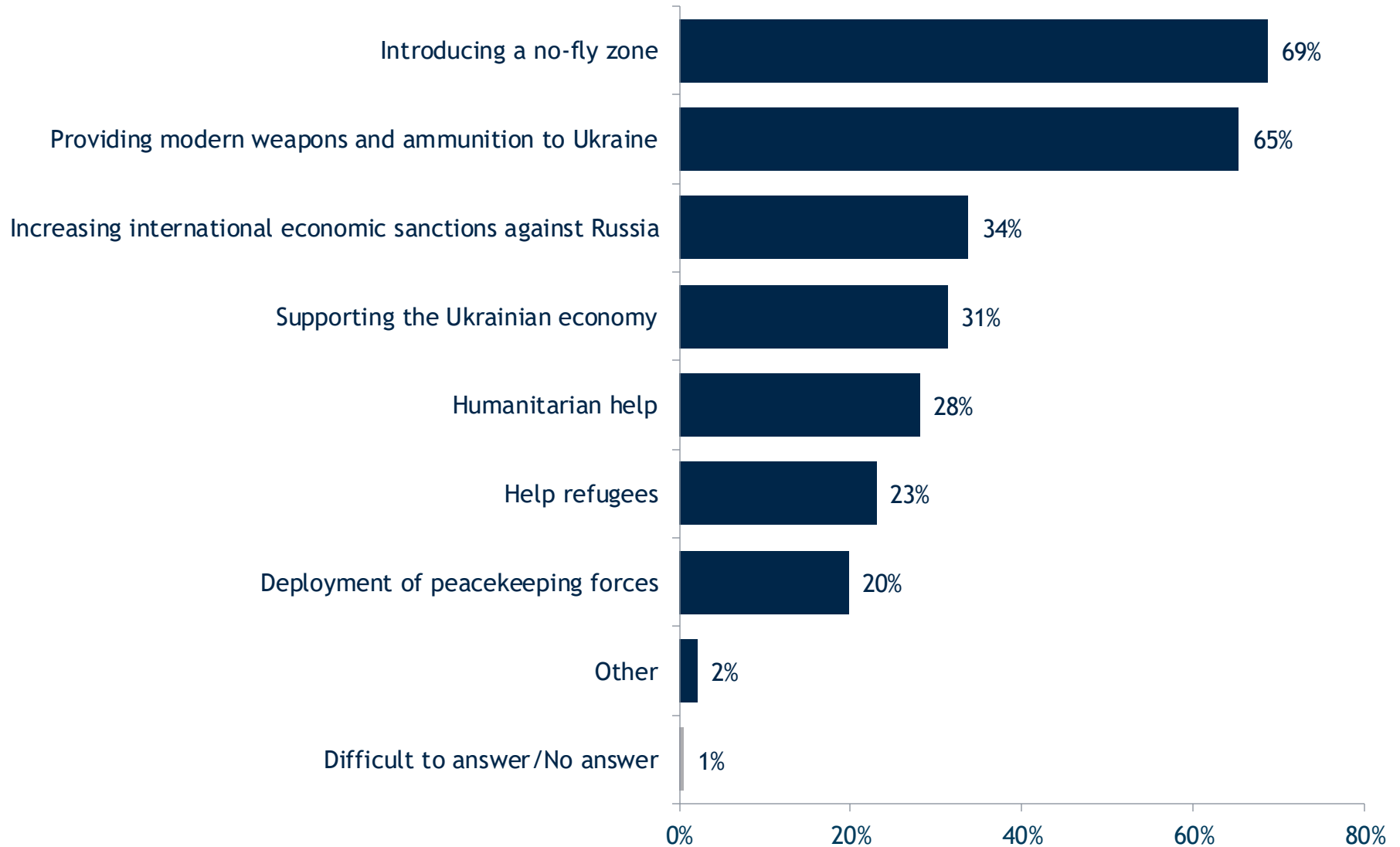
In your opinion, how long will the war last?

Regions ~ Age



In your opinion, which kinds of international support are most needed at the moment?

Multiple responses accepted



In your opinion, which kinds of international support are most needed at the moment?

Multiple responses accepted

	18-35	36-50	51+	West	Center	South	East
Introducing a no-fly zone	71%	67%	68%	72%	70%	65%	66%
Providing modern weapons and ammunition to Ukraine	69%	66%	62%	69%	69%	64%	50%
Increasing international economic sanctions against Russia	38%	35%	30%	34%	35%	34%	29%
Supporting the Ukrainian economy	36%	32%	27%	31%	29%	34%	34%
Humanitarian help	34%	27%	25%	23%	27%	32%	33%
Help refugees	29%	21%	20%	21%	21%	26%	27%
Deployment of peacekeeping forces	24%	19%	17%	20%	18%	21%	24%
Other	2%	2%	3%	3%	1%	3%	2%
Difficult to answer/No answer	<1%	<1%	1%	<1%	1%	1%	-

In your opinion, which kinds of international support are most needed at the moment?

Multiple responses accepted

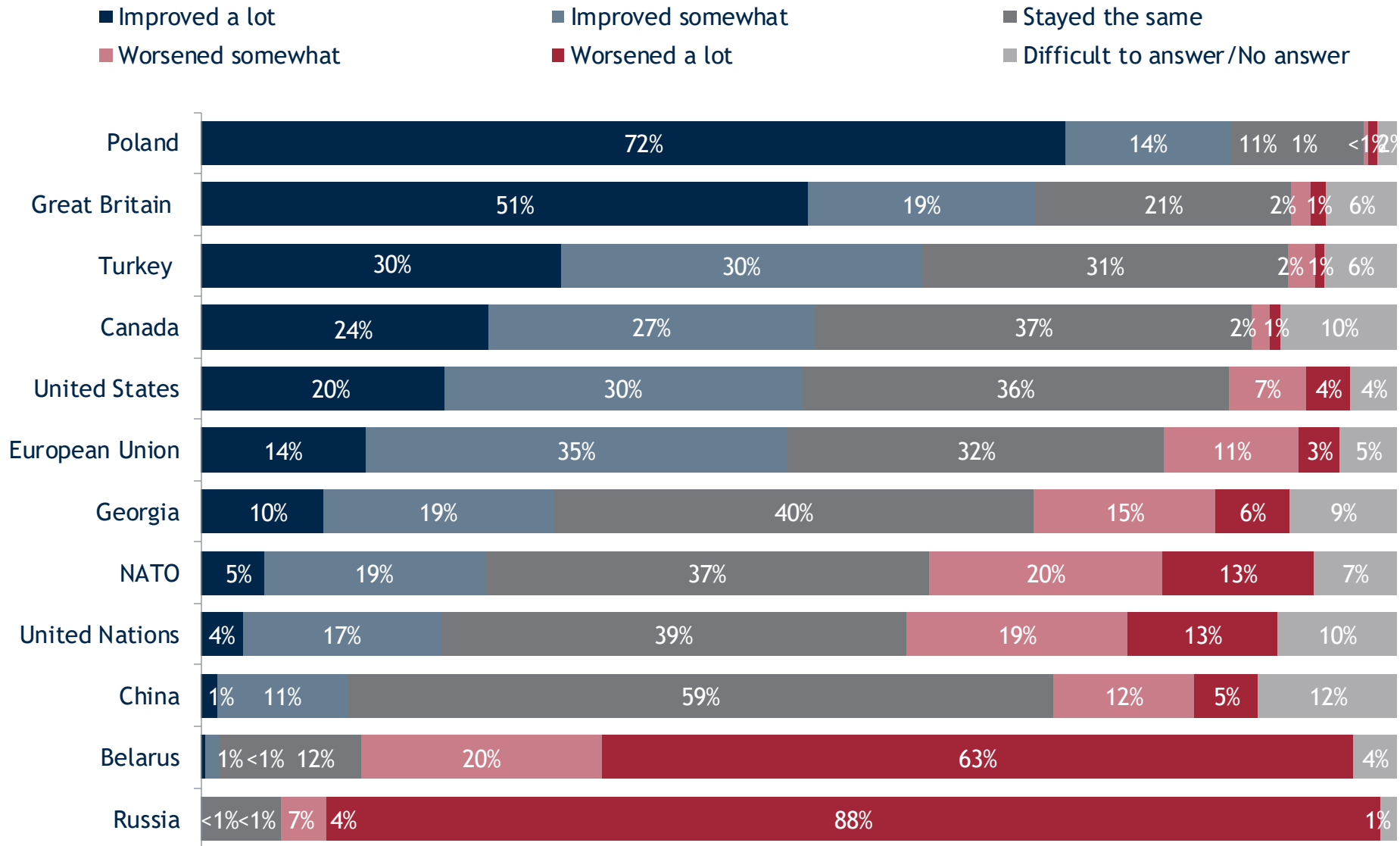
	Did not change usual location (n=1639)	Changed usual location (n=362)
Introducing a no-fly zone	69%	68%
Providing modern weapons and ammunition to Ukraine	65%	68%
Increasing international economic sanctions against Russia	32%	40%
Supporting the Ukrainian economy	31%	35%
Humanitarian help	27%	34%
Help refugees	22%	27%
Deployment of peacekeeping forces	20%	21%
Other	2%	1%
Difficult to answer/No answer	1%	-



International Relations



How has your opinion of these countries or organizations changed since February 24?



How has your opinion of these countries or organizations changed since February 24?

Sum of responses «improved a lot» and «improved somewhat»

	18-35	36-50	51+	West	Center	South	East
Poland	83%	87%	87%	92%	90%	81%	73%
Great Britain	65%	69%	73%	78%	74%	65%	51%
Turkey	54%	60%	65%	61%	63%	62%	50%
Canada	42%	50%	58%	60%	57%	45%	31%
United States	43%	45%	58%	56%	57%	45%	32%
European Union	43%	45%	55%	55%	51%	47%	35%
Georgia	32%	32%	26%	31%	30%	30%	24%
NATO	18%	20%	30%	31%	24%	24%	10%
United Nations	19%	17%	22%	24%	20%	21%	10%
China	12%	12%	13%	12%	13%	13%	12%
Belarus	1%	1%	1%	1%	2%	2%	2%
Russia	<1%	<1%	<1%	<1%	<1%	<1%	<1%

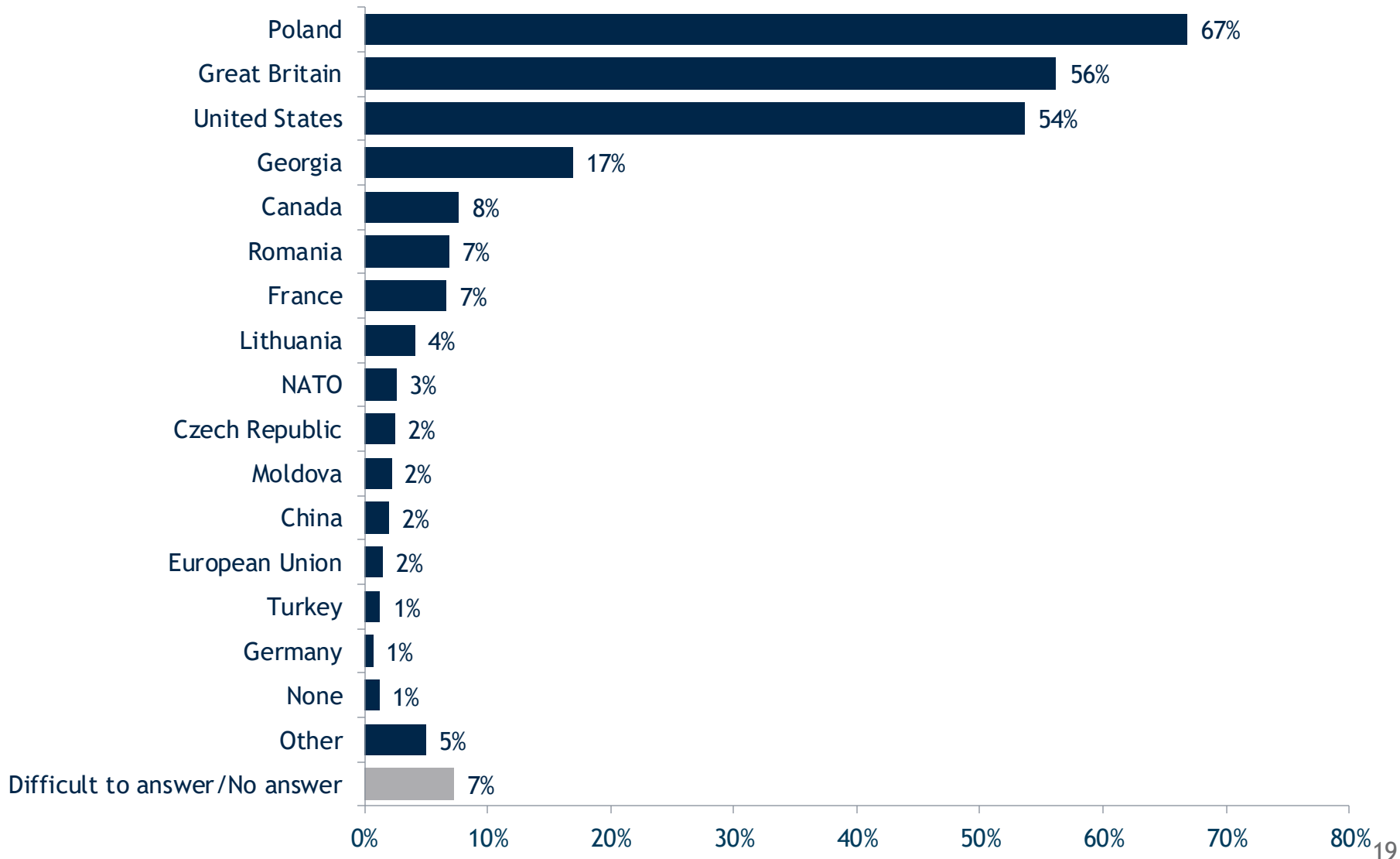
How has your opinion of these countries or organizations changed since February 24?

Sum of responses «improved a lot» and «improved somewhat»

	Did not change usual location (n=1639)	Changed usual location (n=362)
Poland	86%	85%
Great Britain	70%	68%
Turkey	61%	59%
Canada	52%	47%
United States	52%	43%
European Union	51%	41%
Georgia	29%	31%
NATO	25%	16%
United Nations	21%	14%
China	12%	12%
Belarus	1%	1%
Russia	<1%	<1%

In your opinion, which countries and international organizations provided the most support to Ukraine in the context of Russian military aggression, if any?

UP TO THREE RESPONSES. SPONTANEOUS RESPONSES



In your opinion, which countries and international organizations provided the most support to Ukraine in the context of Russian military aggression, if any?

UP TO THREE RESPONSES. SPONTANEOUS RESPONSES

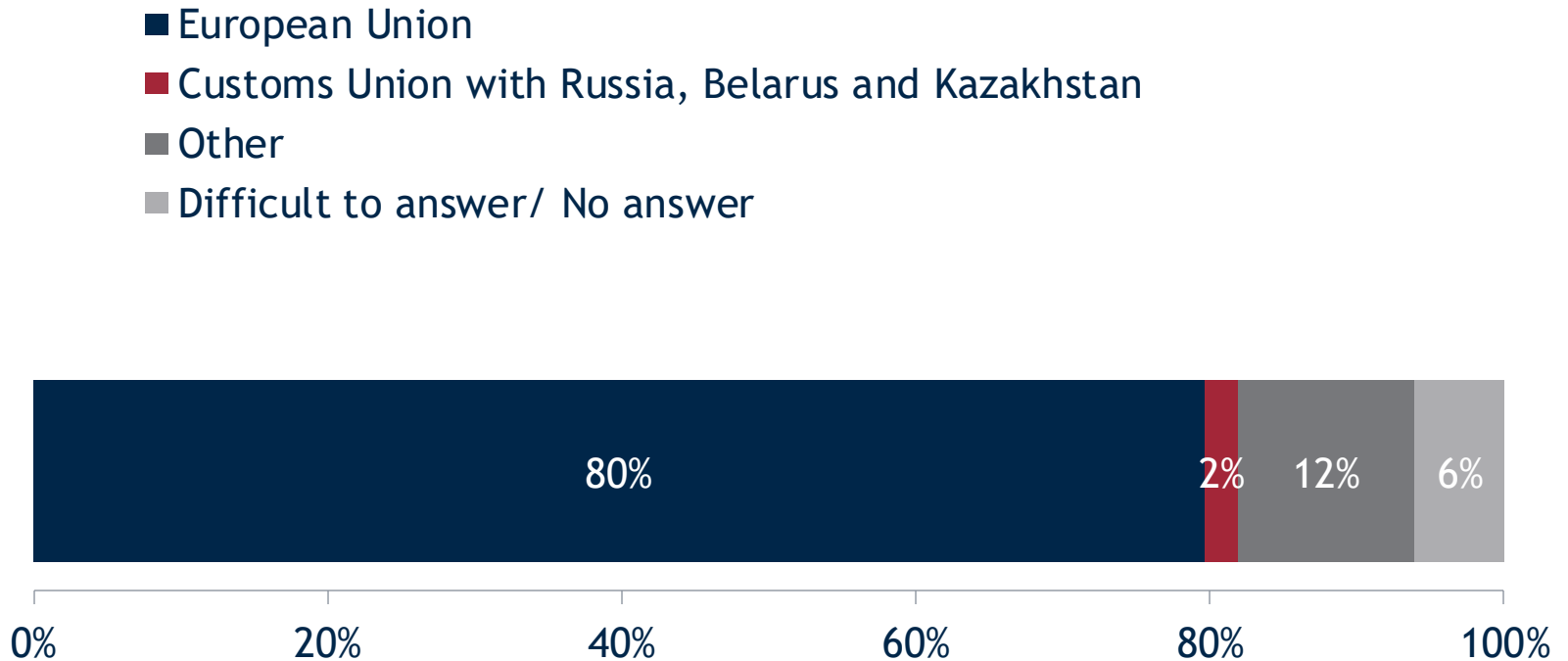
	18-35	36-50	51+	West	Center	South	East
Poland	65%	67%	67%	73%	68%	62%	59%
Great Britain	48%	56%	62%	63%	60%	50%	44%
United States	49%	48%	60%	62%	53%	49%	46%
Georgia	20%	20%	13%	16%	17%	18%	17%
Canada	7%	8%	9%	8%	8%	8%	7%
Romania	9%	7%	6%	5%	7%	8%	8%
France	6%	6%	7%	4%	7%	7%	10%
Lithuania	4%	5%	4%	4%	4%	4%	3%
NATO	4%	3%	2%	3%	3%	3%	1%
Czech Republic	3%	3%	2%	3%	3%	<1%	3%
Moldova	3%	2%	2%	2%	2%	2%	3%
China	3%	4%	1%	2%	1%	3%	3%
European Union	3%	1%	1%	2%	1%	2%	1%
Turkey	2%	1%	1%	1%	1%	2%	2%
Germany	1%	1%	<1%	1%	1%	1%	-
None	1%	1%	1%	1%	1%	2%	3%
Other	9%	8%	6%	4%	7%	6%	2%
Difficult to answer/No answer	9%	8%	6%	5%	6%	8%	13%



Geopolitical Alignment



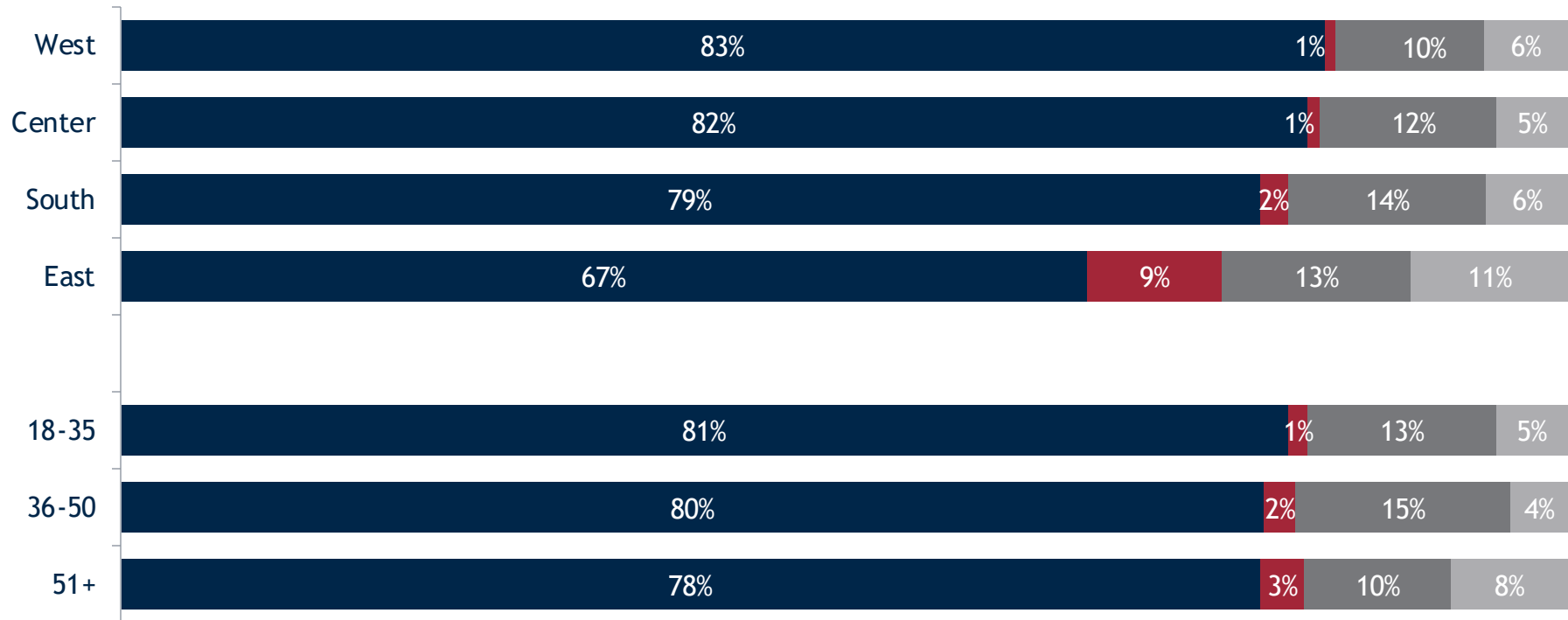
If Ukraine was able to enter only one international economic union, which one of the following should it be?



If Ukraine was able to enter only one international economic union, which one of the following should it be?

Regions ~ Age

■ European Union ■ Customs Union with Russia, Belarus and Kazakhstan ■ Other ■ Difficult to answer / No answer



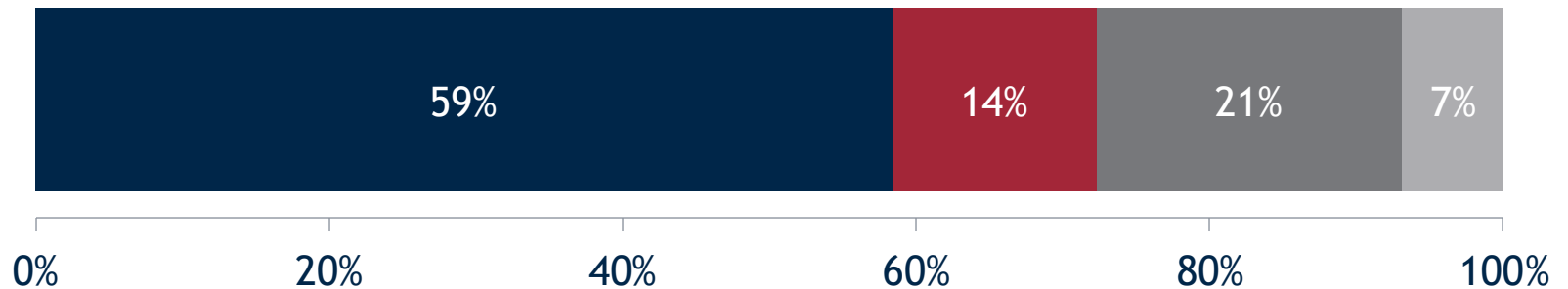
If a referendum was held today on Ukraine joining NATO, how would you vote?

■ Would vote for Ukraine to join NATO

■ Would vote against Ukraine to join NATO

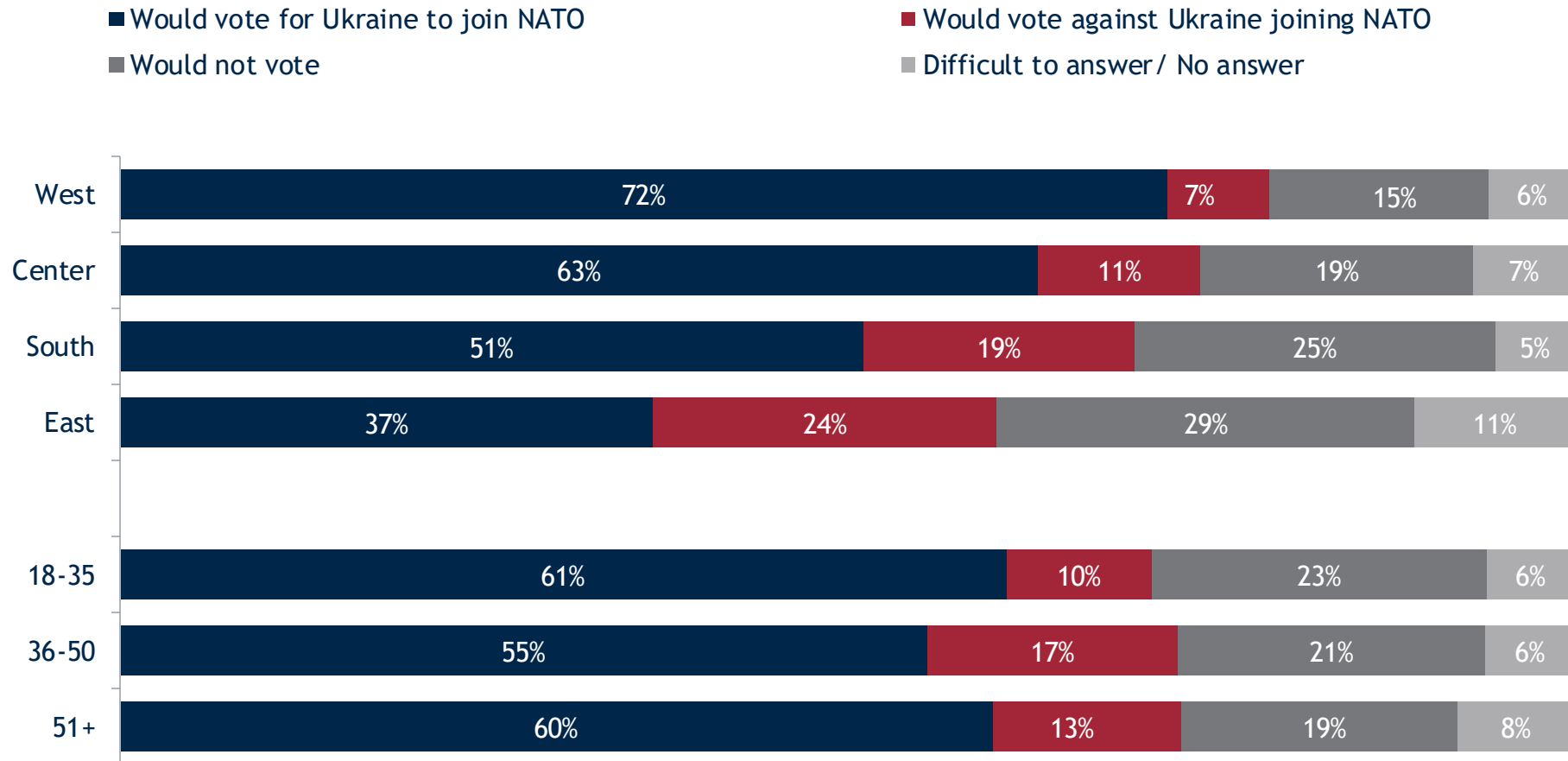
■ Would not vote

■ Difficult to answer/ No answer



If a referendum was held today on Ukraine joining NATO, how would you vote?

Regions ~ Age

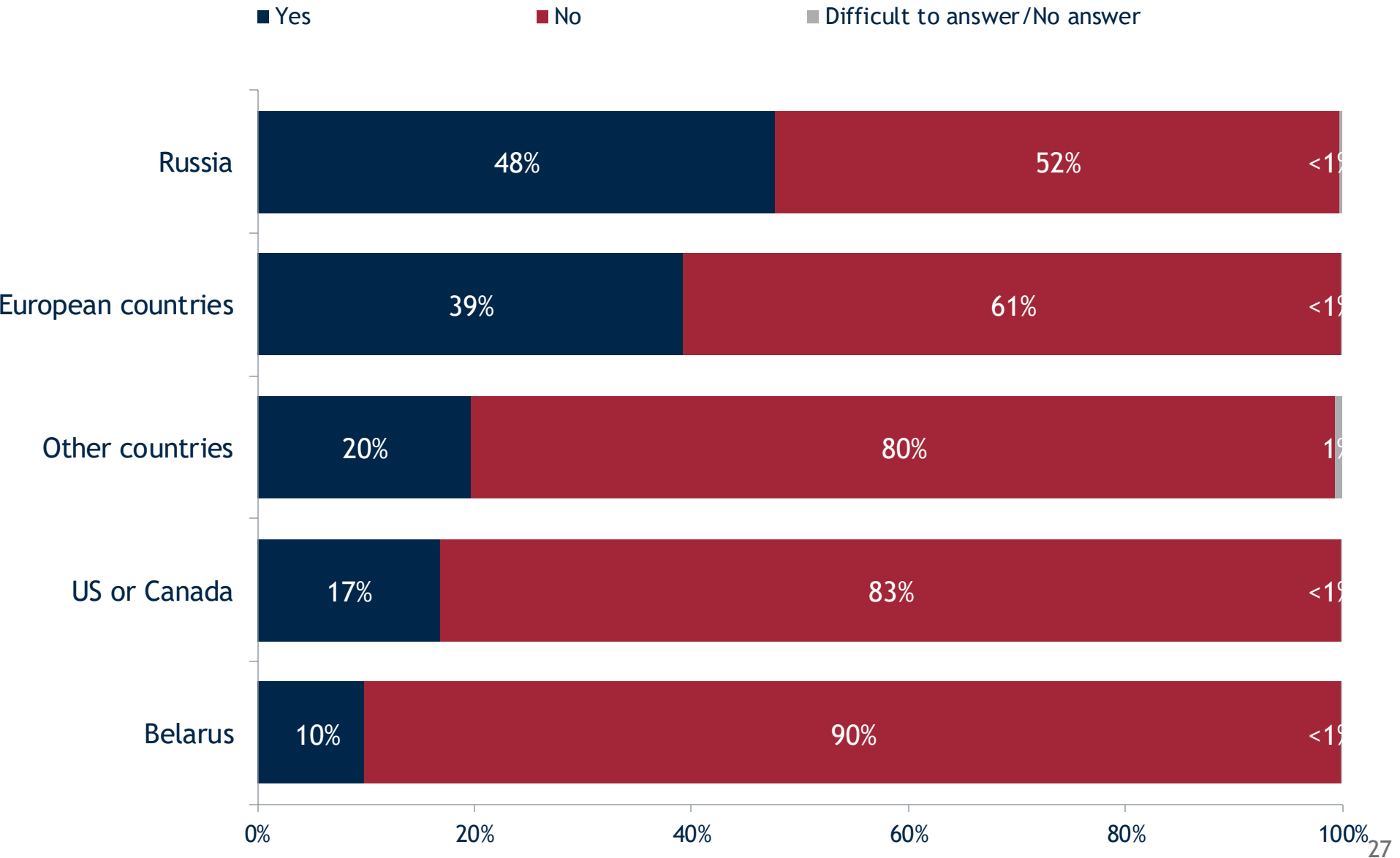




Attitudes of Relatives Abroad



Do you have relatives who live in...



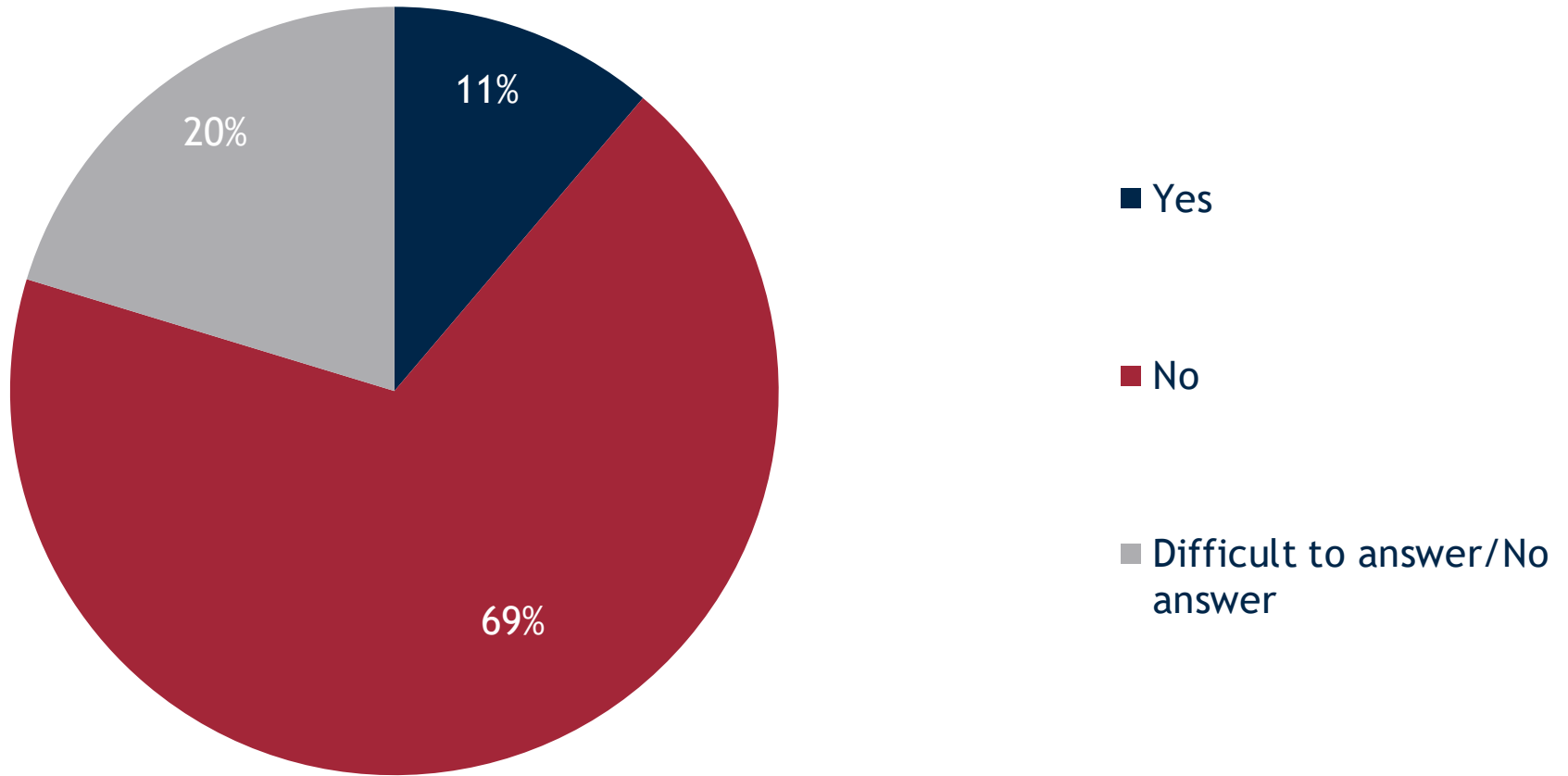
Do you have relatives who live in...

Responses «yes»

	West	Center	South	East
Russia	40%	50%	50%	53%
European countries	51%	38%	33%	31%
Other countries	22%	19%	19%	18%
US or Canada	25%	14%	14%	13%
Belarus	8%	10%	11%	11%

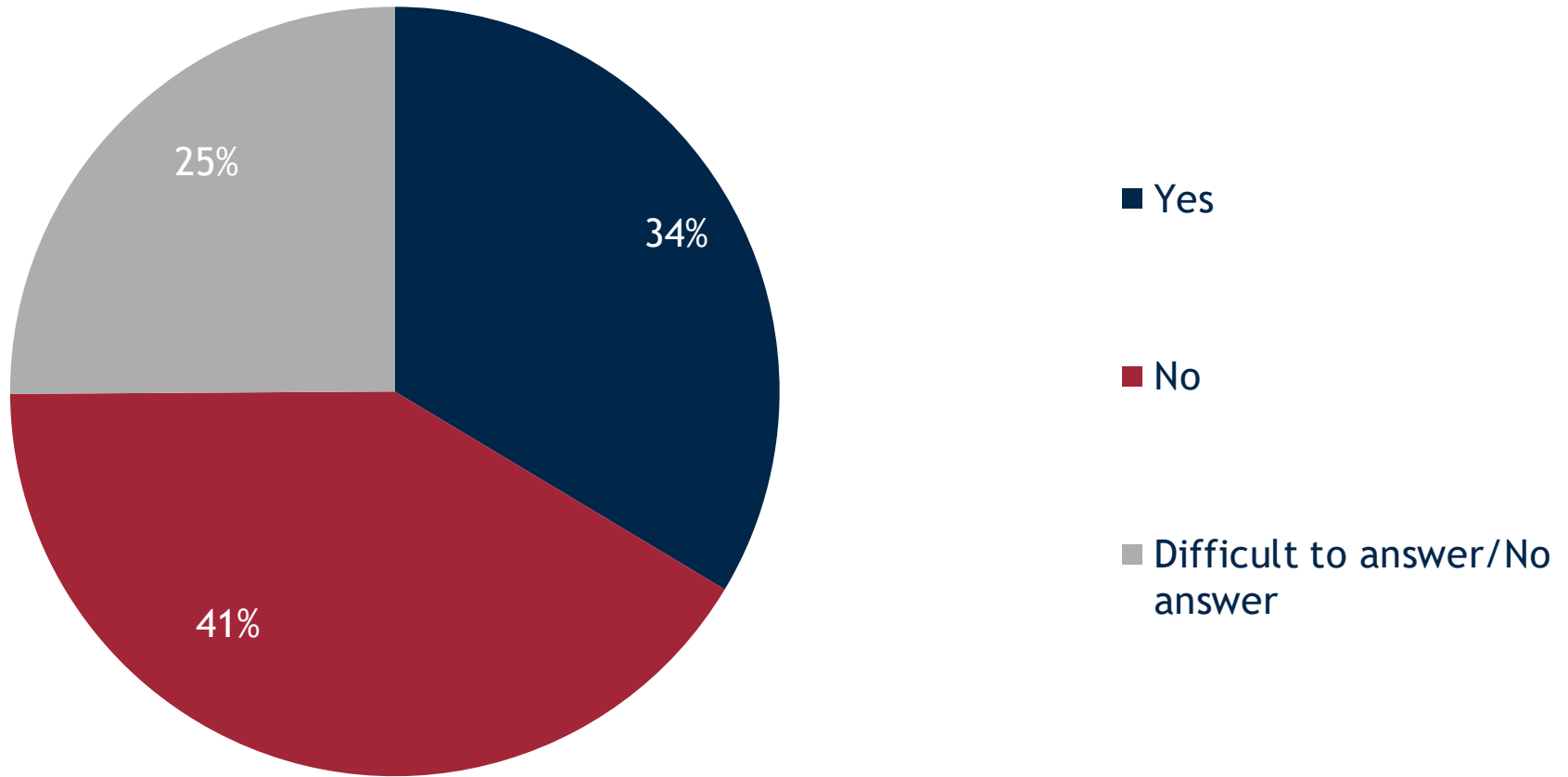
Do you think that your relatives support Russia's military operation in Ukraine?

%, among those who have relatives in Belarus, n=196



Do you think that your relatives support Russia's military operation in Ukraine?

%, among those who have relatives in Russia, n=952

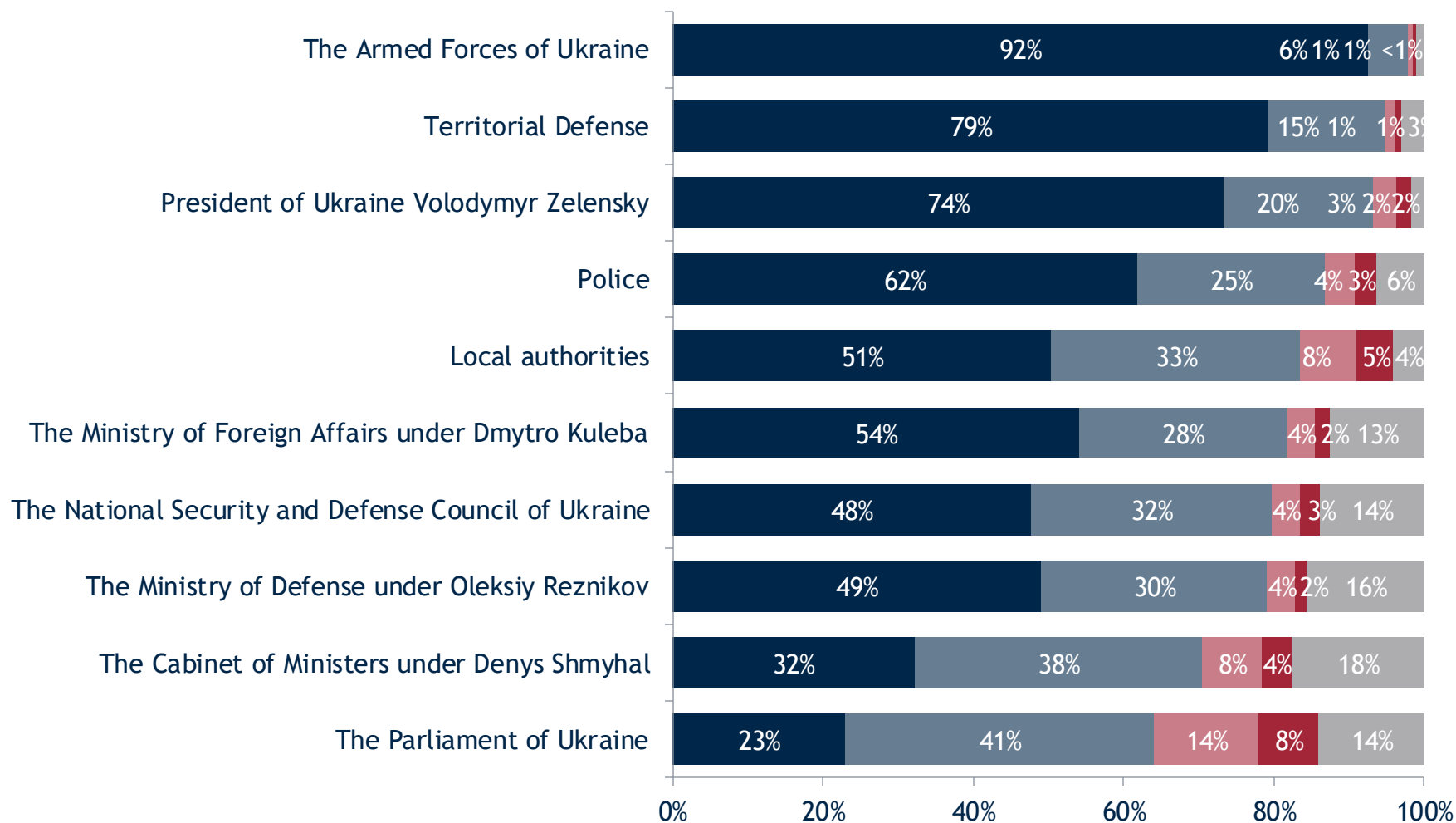


Evaluation of Government Activities



Do you approve or disapprove of the activities of...

■ Strongly approve ■ Somewhat approve ■ Somewhat disapprove ■ Strongly disapprove ■ Difficult to answer / No answer



* The Territorial Defense is part of the Armed Forces of Ukraine, though it was recently created and has specific tasks. In this survey we show the two separately to check public awareness.

Do you approve or disapprove of the activities of...

Sum of responses «Strongly approve» and «Somewhat approve»

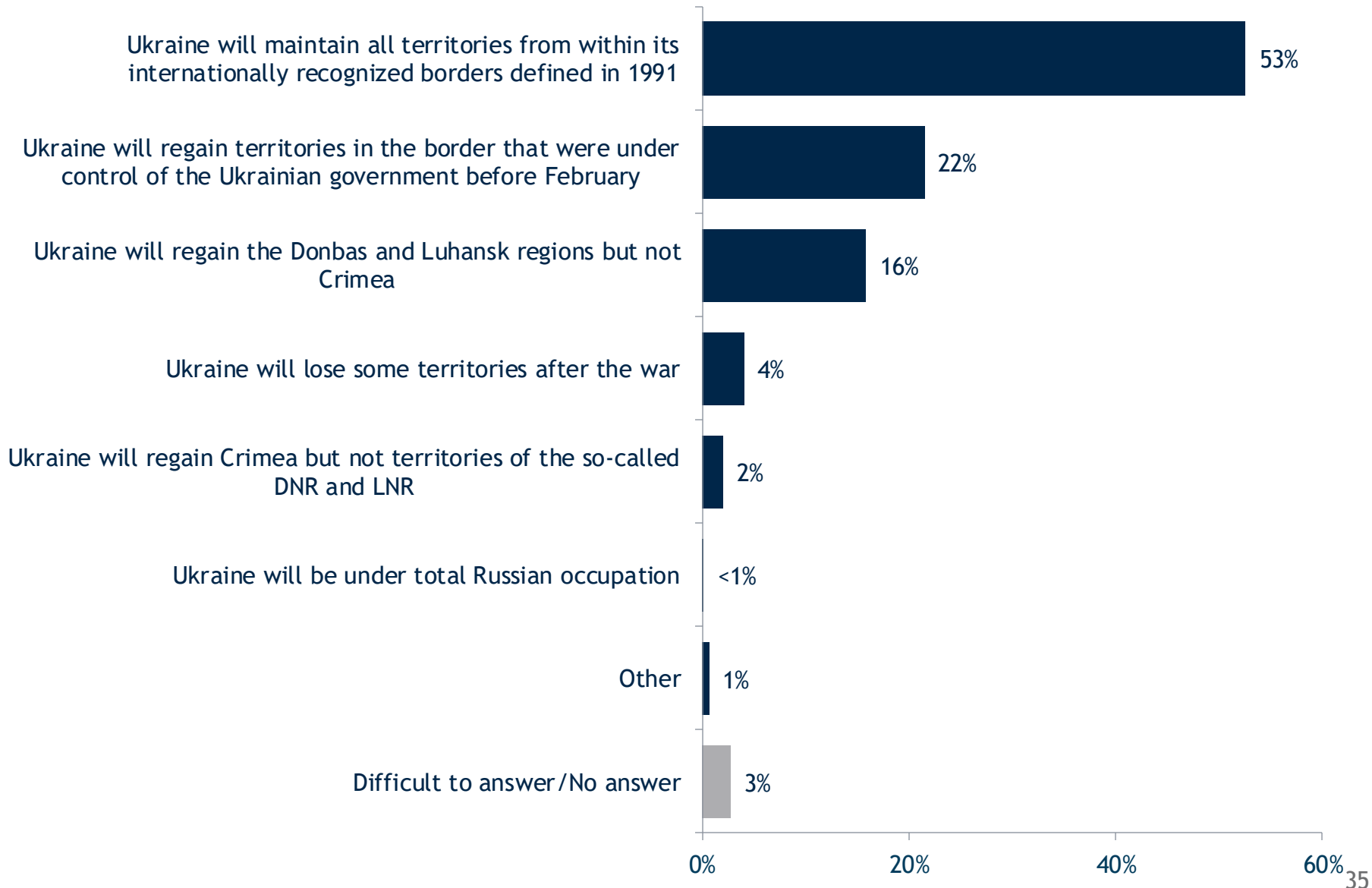
	18-35	36-50	51+	West	Center	South	East
The Armed Forces of Ukraine	100%	97%	97%	99%	99%	97%	96%
Territorial Defense	97%	94%	93%	96%	98%	92%	88%
President of Ukraine Volodymyr Zelensky	97%	93%	90%	96%	95%	94%	83%
Police	95%	86%	82%	87%	91%	82%	84%
Local authorities	85%	83%	83%	84%	86%	83%	78%
The Ministry of Foreign Affairs under Dmytro Kuleba	80%	81%	83%	88%	85%	79%	65%
The National Security and Defense Council of Ukraine	85%	81%	76%	85%	83%	77%	68%
The Ministry of Defense under Oleksiy Reznikov	81%	80%	77%	83%	83%	79%	63%
The Cabinet of Ministers under Denys Shmyhal	72%	70%	70%	72%	76%	69%	56%
The Parliament of Ukraine	72%	62%	60%	66%	69%	61%	53%



Negotiations



What will be the territorial boundaries of Ukraine as a result of this war?



What will be the territorial boundaries of Ukraine as a result of this war?

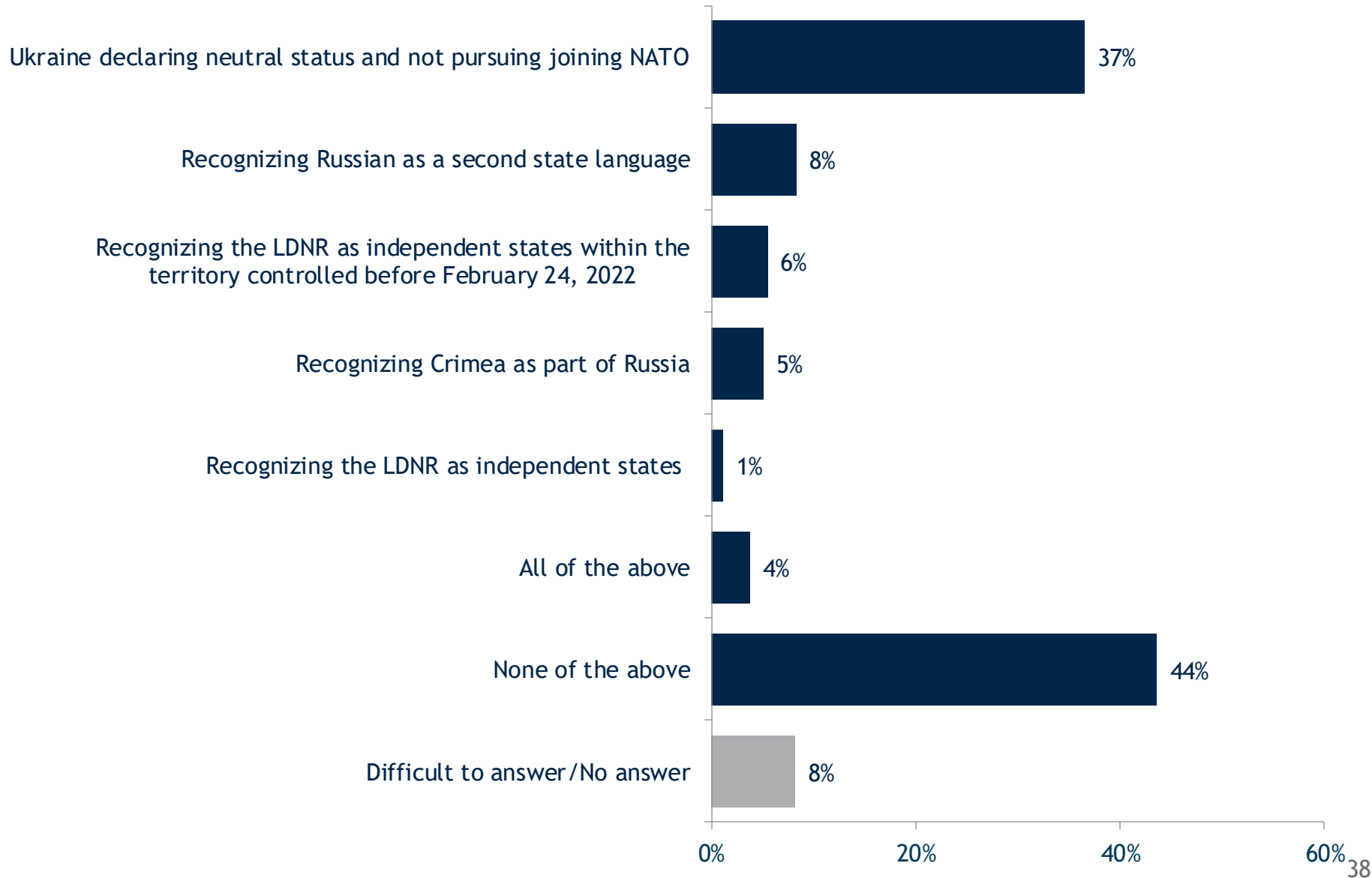
	18-35	36-50	51+	West	Center	South	East
Ukraine will maintain all territories from within its internationally recognized borders defined in 1991	52%	55%	52%	60%	55%	49%	37%
Ukraine will regain territories in the border that were under control of the Ukrainian government before February	24%	21%	20%	15%	20%	26%	32%
Ukraine will regain the Donbas and Luhansk regions but not Crimea	16%	16%	16%	15%	17%	16%	13%
Ukraine will lose some territories after the war	3%	5%	4%	3%	3%	4%	9%
Ukraine will regain Crimea but not territories of the so-called DNR and LNR	3%	1%	2%	3%	2%	2%	2%
Ukraine will be under total Russian occupation	<1%	1%	<1%	1%	<1%	<1%	<1%
Other	<1%	<1%	1%	1%	1%	1%	1%
Difficult to answer/No answer	1%	2%	5%	3%	2%	2%	6%

What will be the territorial boundaries of Ukraine as a result of this war?

	Did not change usual location (n=1639)	Changed usual location (n=362)
Ukraine will maintain all territories from within its internationally recognized borders defined in 1991	54%	45%
Ukraine will regain territories in the border that were under control of the Ukrainian government before February	20%	30%
Ukraine will regain the Donbas and Luhansk regions but not Crimea	16%	16%
Ukraine will lose some territories after the war	4%	4%
Ukraine will regain Crimea but not territories of the so-called DNR and LNR	2%	2%
Ukraine will be under total Russian occupation	<1%	-
Other	1%	<1%
Difficult to answer/No answer	3%	3%

What concessions are you personally willing to accept to end the war?

Multiple responses accepted

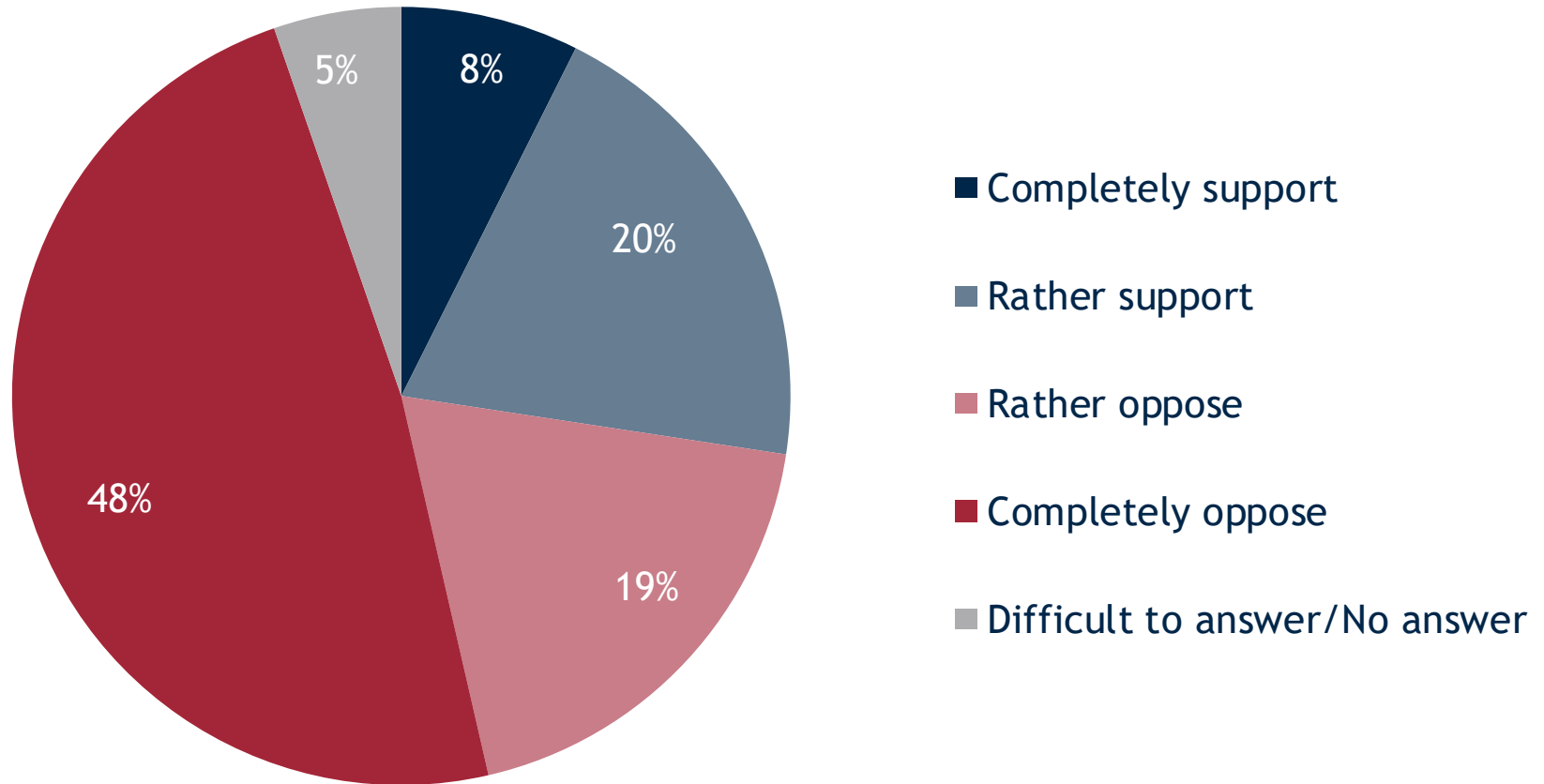


What concessions are you personally willing to accept to end the war?

Multiple responses accepted

	18-35	36-50	51+	West	Center	South	East
Ukraine declaring neutral status and not pursuing joining NATO	36%	38%	36%	30%	34%	41%	49%
Recognizing Russian as a second state language	8%	8%	9%	4%	6%	11%	18%
Recognizing the LDNR as independent states within the territory controlled before February 24, 2022	6%	4%	6%	4%	5%	6%	9%
Recognizing Crimea as part of Russia	6%	5%	4%	3%	6%	5%	8%
Recognizing the LDNR as independent states	1%	1%	1%	1%	1%	2%	2%
All of the above	4%	3%	4%	2%	3%	7%	4%
None of the above	47%	44%	41%	54%	47%	36%	27%
Difficult to answer/No answer	6%	7%	11%	9%	8%	7%	8%

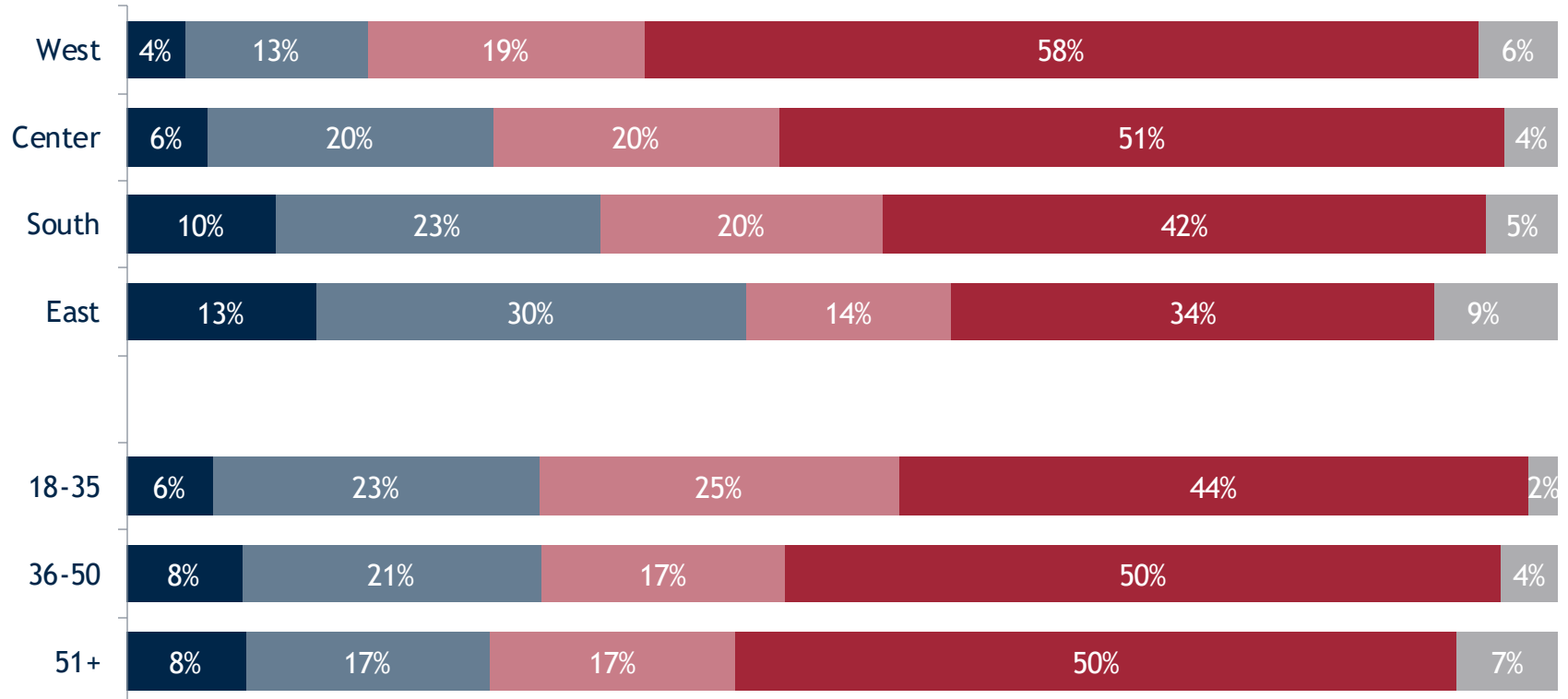
Would you support or oppose the idea that Ukraine should recognize Crimea as a part of Russia if this would stop the war?



Would you support or oppose the idea that Ukraine should recognize Crimea as a part of Russia if this would stop the war?

Regions ~ Age

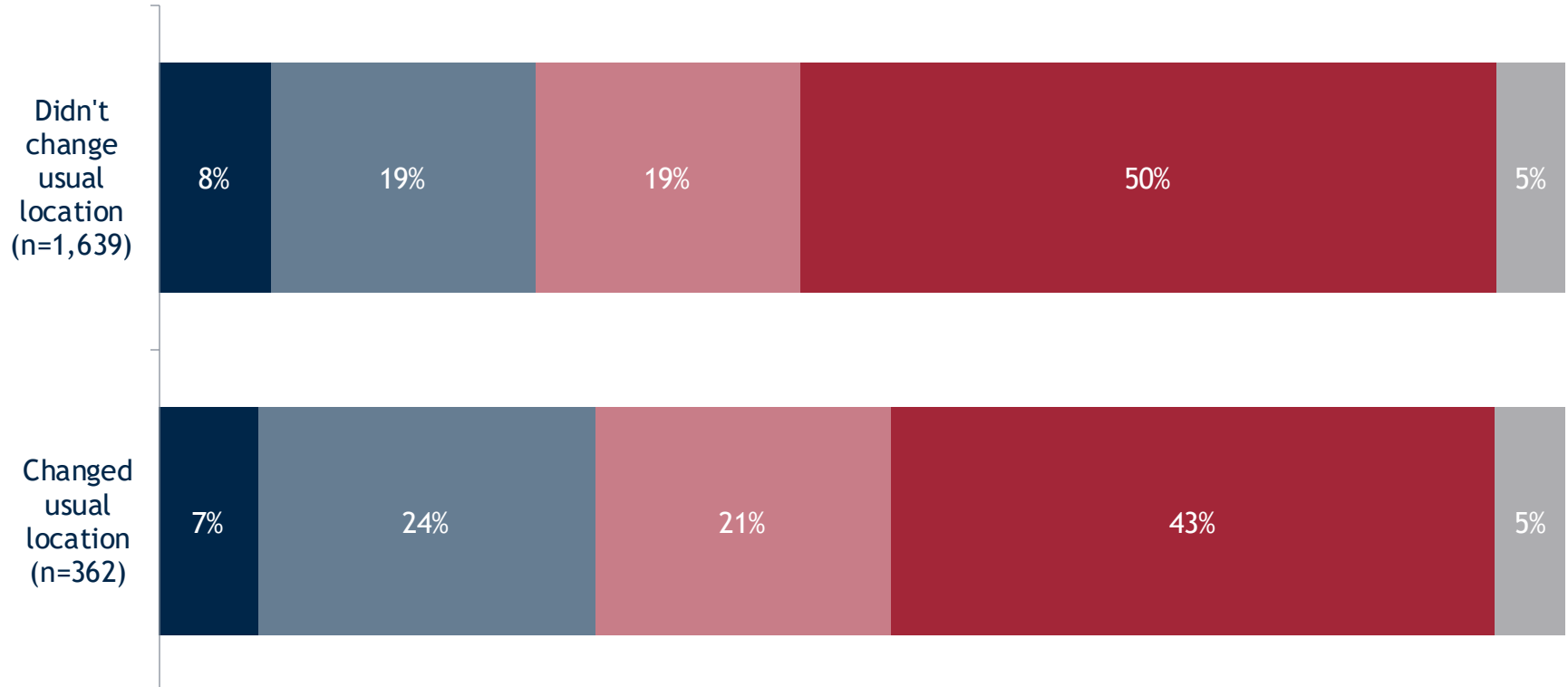
■ Completely support ■ Rather support ■ Rather oppose ■ Completely oppose ■ Difficult to answer/No answer



Would you support or oppose the idea that Ukraine should recognize Crimea as a part of Russia if this would stop the war?

Moved to another location

■ Completely support ■ Rather support ■ Rather oppose ■ Completely oppose ■ Difficult to answer/No answer

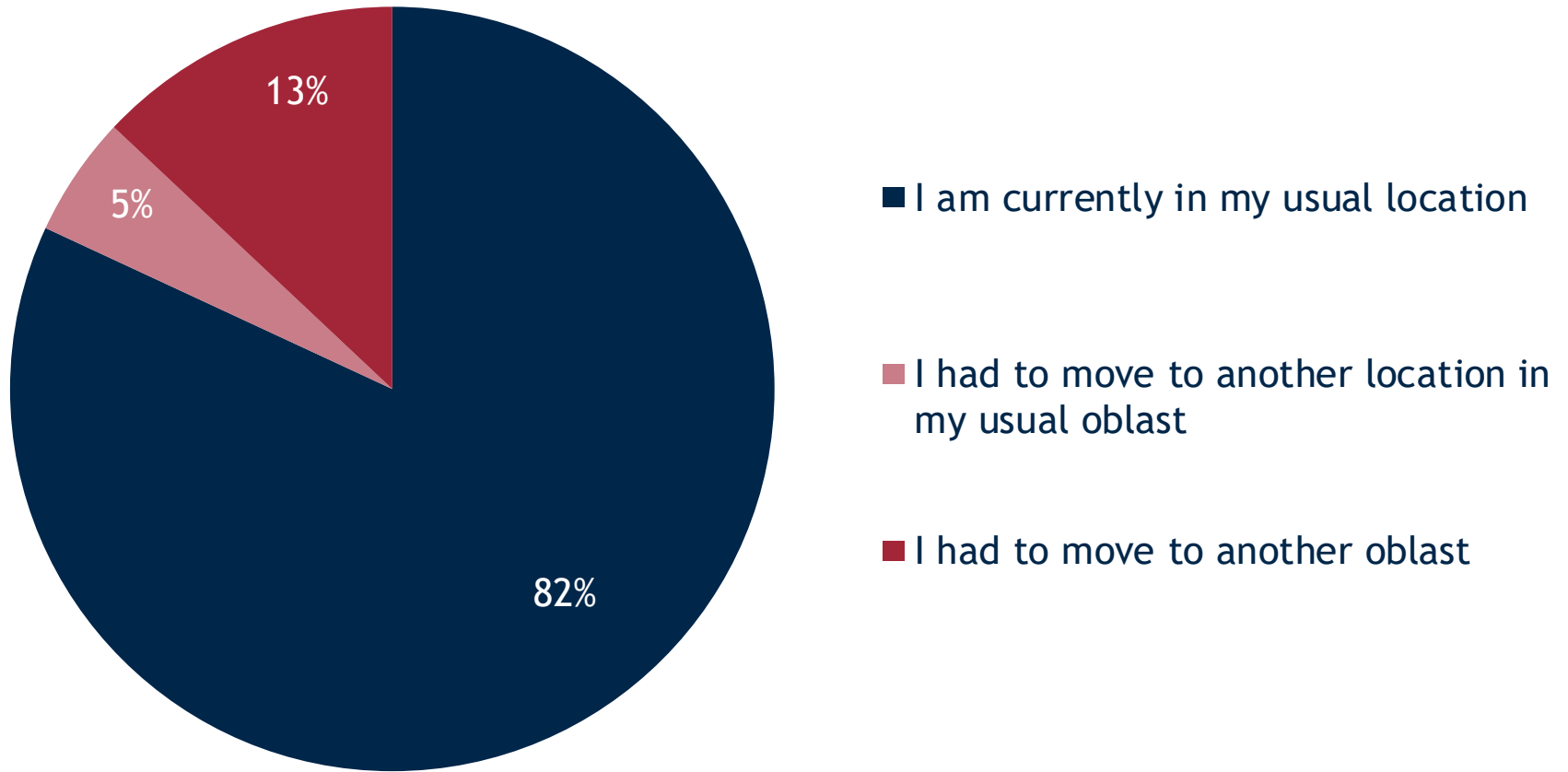




Personal Impacts



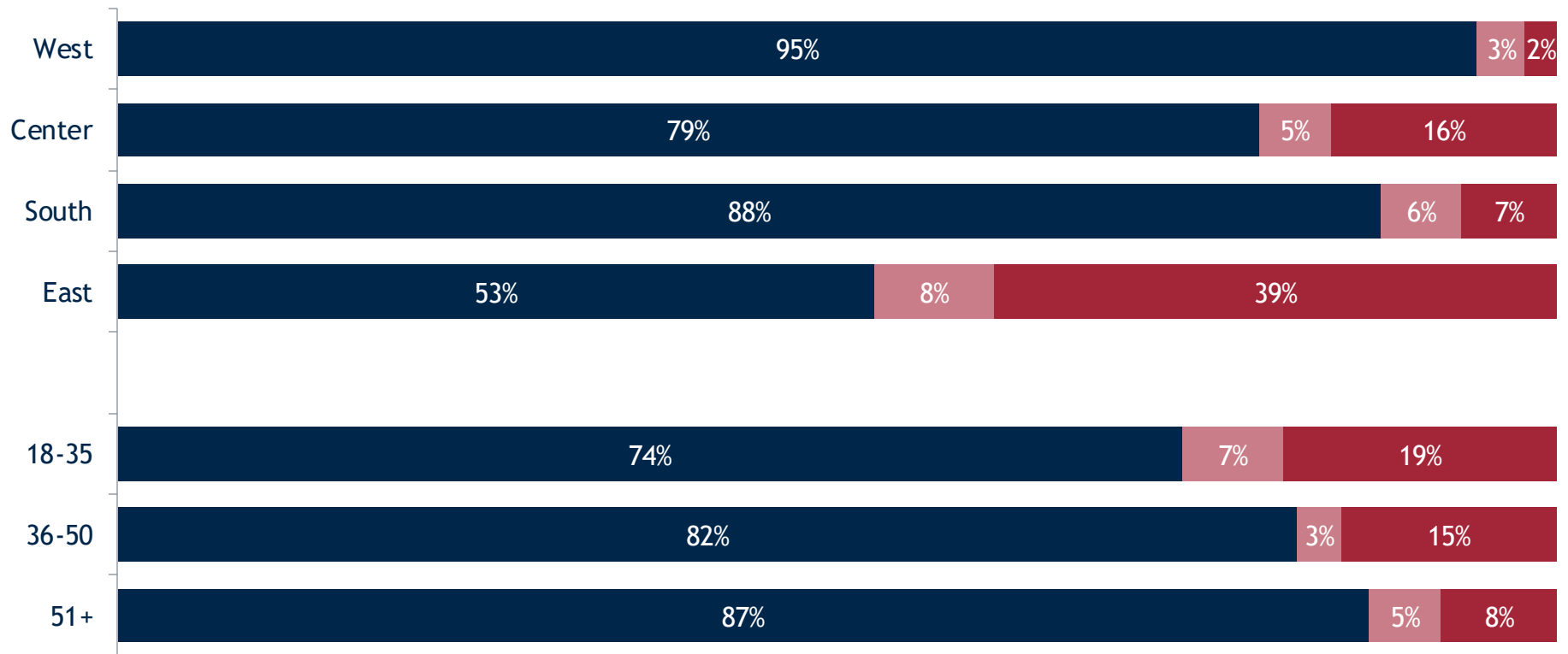
Are you currently in your usual location or were you forced to move?



Are you currently in your usual location or were you forced to move?

Regions ~ Age

- I am currently in my usual location
- I had to move to another location in my usual oblast
- I had to move to another oblast



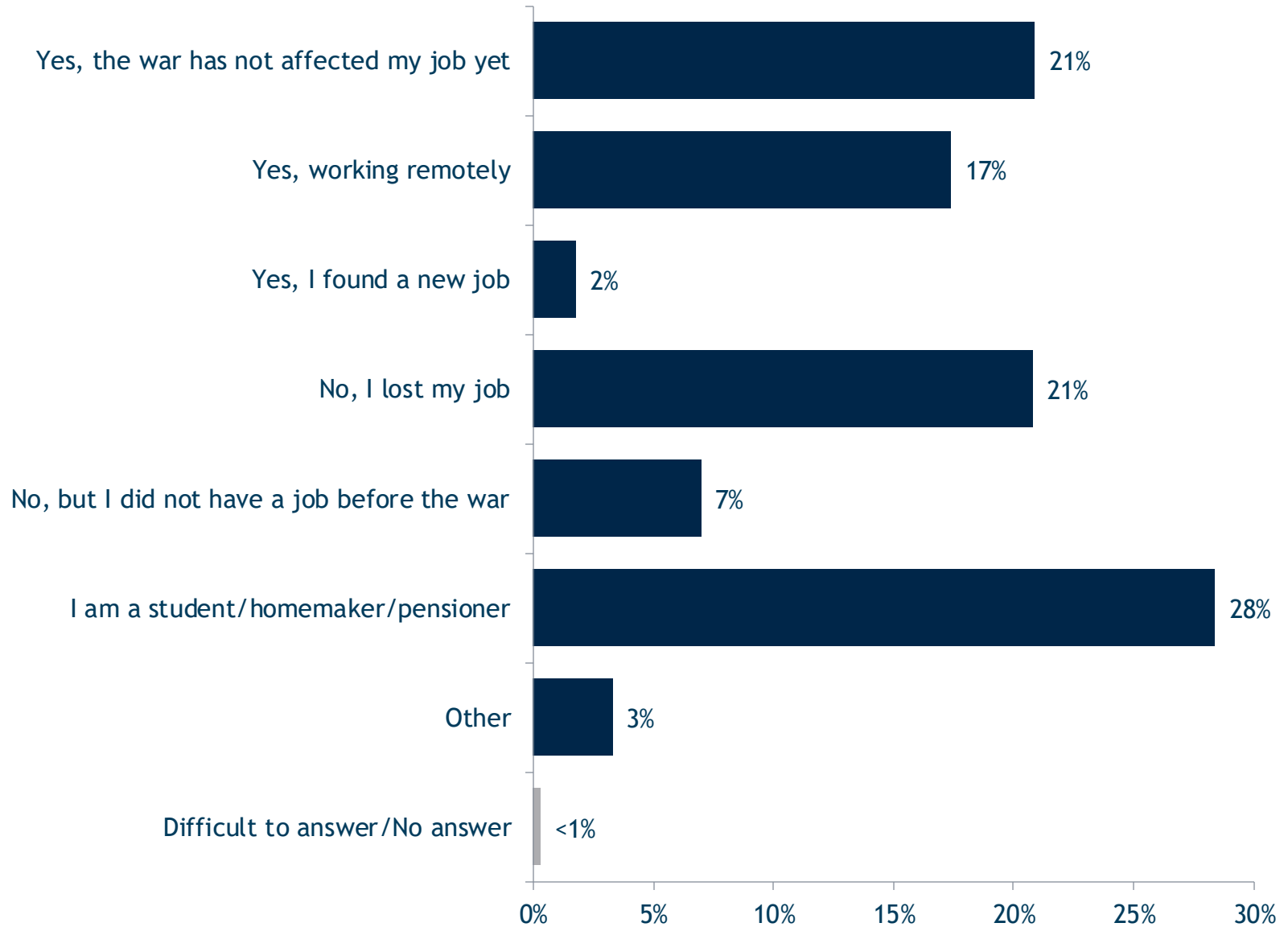
In which oblast are you currently located?

%, among those who had to move to another oblast, n=259

Oblast	%
Vinnytsia	6%
Volyn	4%
Dnipropetrovsk	10%
Donetsk	3%
Zhytomyr	4%
Zakarpattia	6%
Zaporizhzhia	2%
Ivano-Frankivsk	6%
Kyiv oblast	1%
Kirovohrad	1%
Lviv	13%
Mykolaiv	1%

Oblast	%
Odesa	4%
Poltava	6%
Rivne	4%
Sumy	<1%
Ternopil	4%
Kharkiv	1%
Khmelnytskyi	6%
Cherkasy	2%
Chernivtsi	1%
Chernihiv	<1%
Kyiv	3%

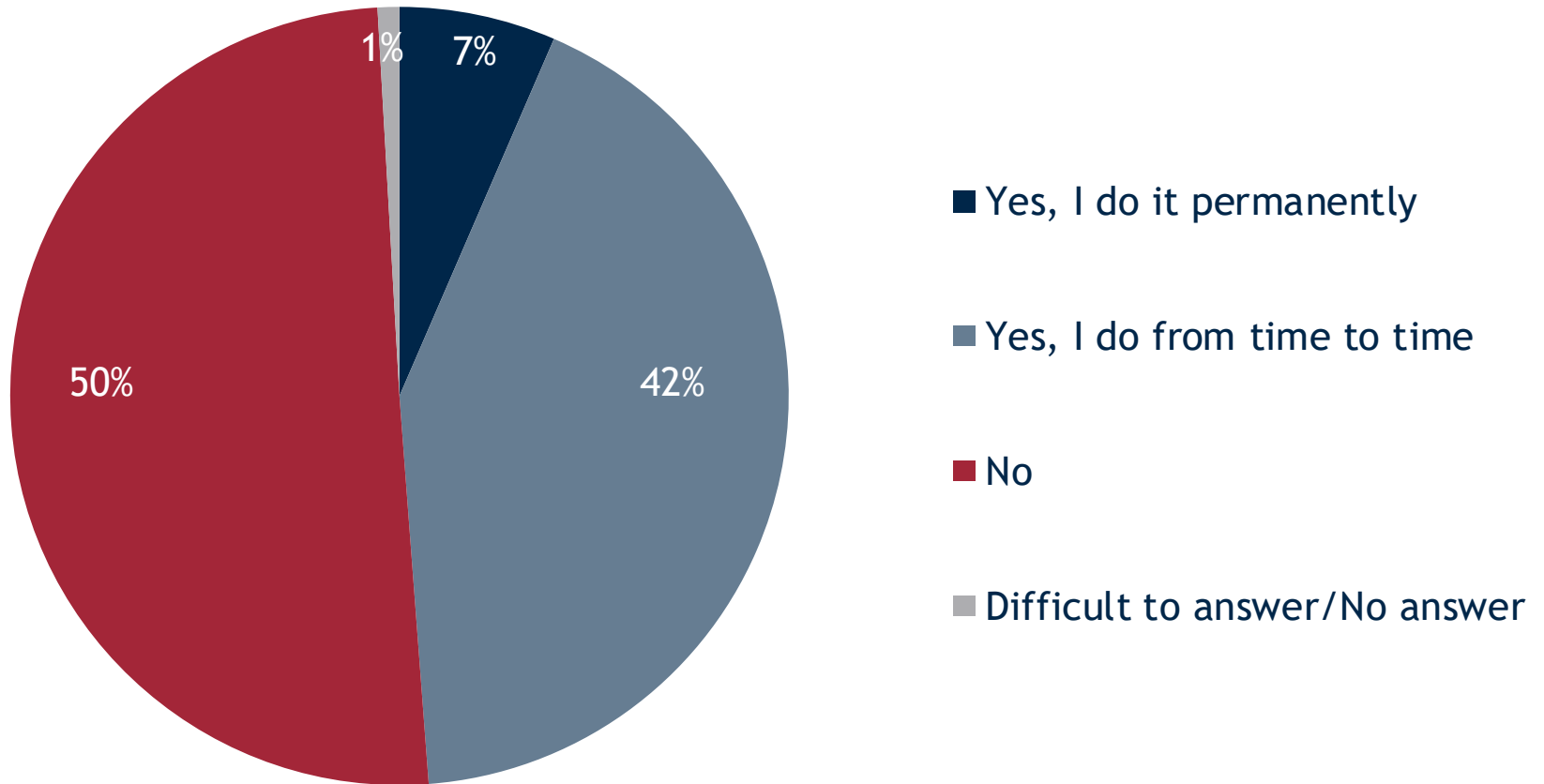
Do you currently have a job?



Do you currently have a job?

	18-35	36-50	51+	West	Center	South	East	Male	Female
Yes, the war has not affected my job yet	22%	27%	16%	28%	19%	21%	12%	25%	17%
Yes, working remotely	22%	23%	11%	16%	15%	21%	19%	19%	16%
Yes, I found a new job	4%	2%	1%	1%	2%	3%	2%	3%	1%
No, I lost my job	25%	28%	13%	12%	23%	20%	35%	25%	16%
No, but I did not have a job before the war	8%	6%	7%	7%	7%	6%	8%	5%	9%
I am a student/homemaker/pensioner	14%	8%	51%	32%	31%	25%	22%	20%	38%
Other	5%	4%	2%	3%	4%	4%	2%	3%	3%
Difficult to answer/No answer	1%	<1%	<1%	<1%	<1%	1%	-	<1%	<1%

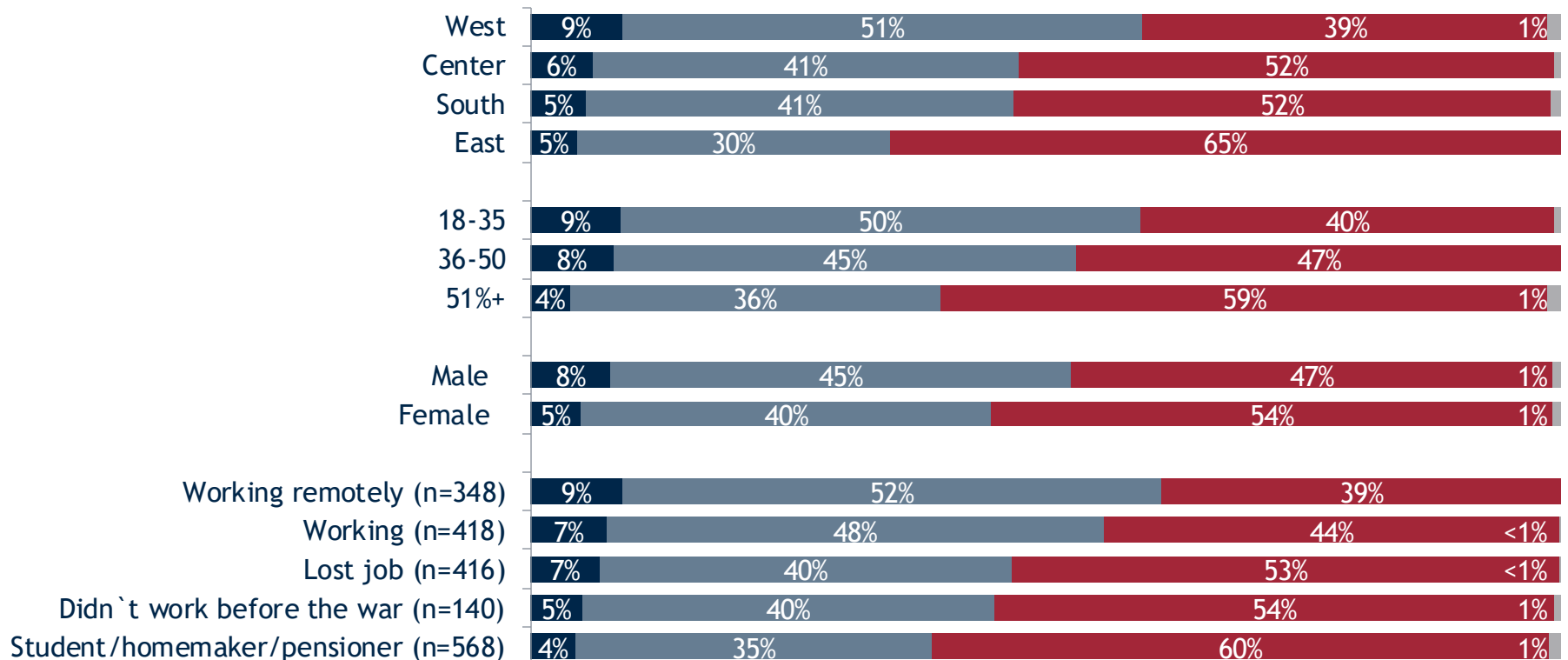
Are you involved in volunteering activities?



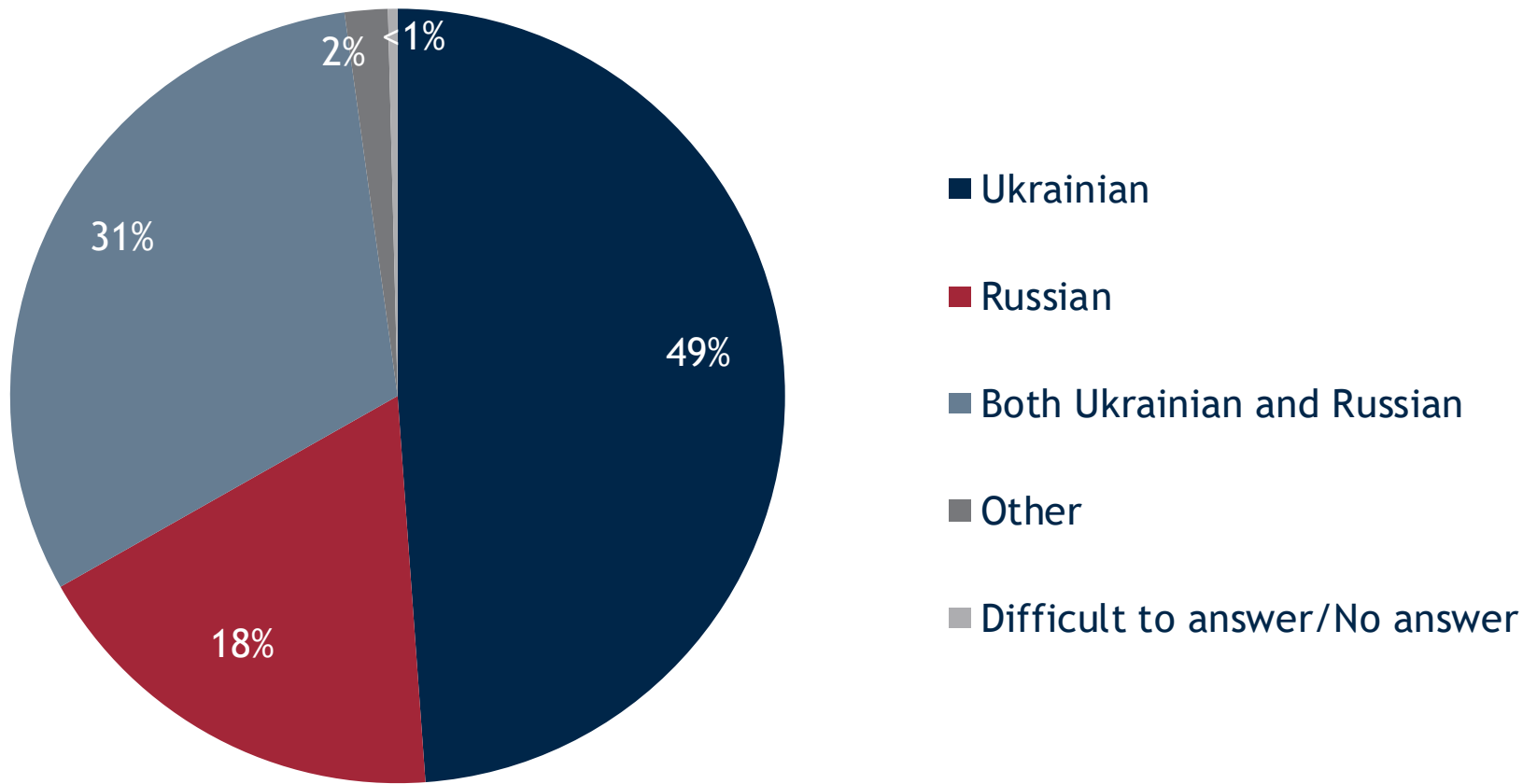
Are you involved in volunteering activities?

Regions ~ Age ~ Gender ~ Have a job

■ Yes, I do it permanently ■ Yes, I do from time to time ■ No ■ Difficult to answer/No answer

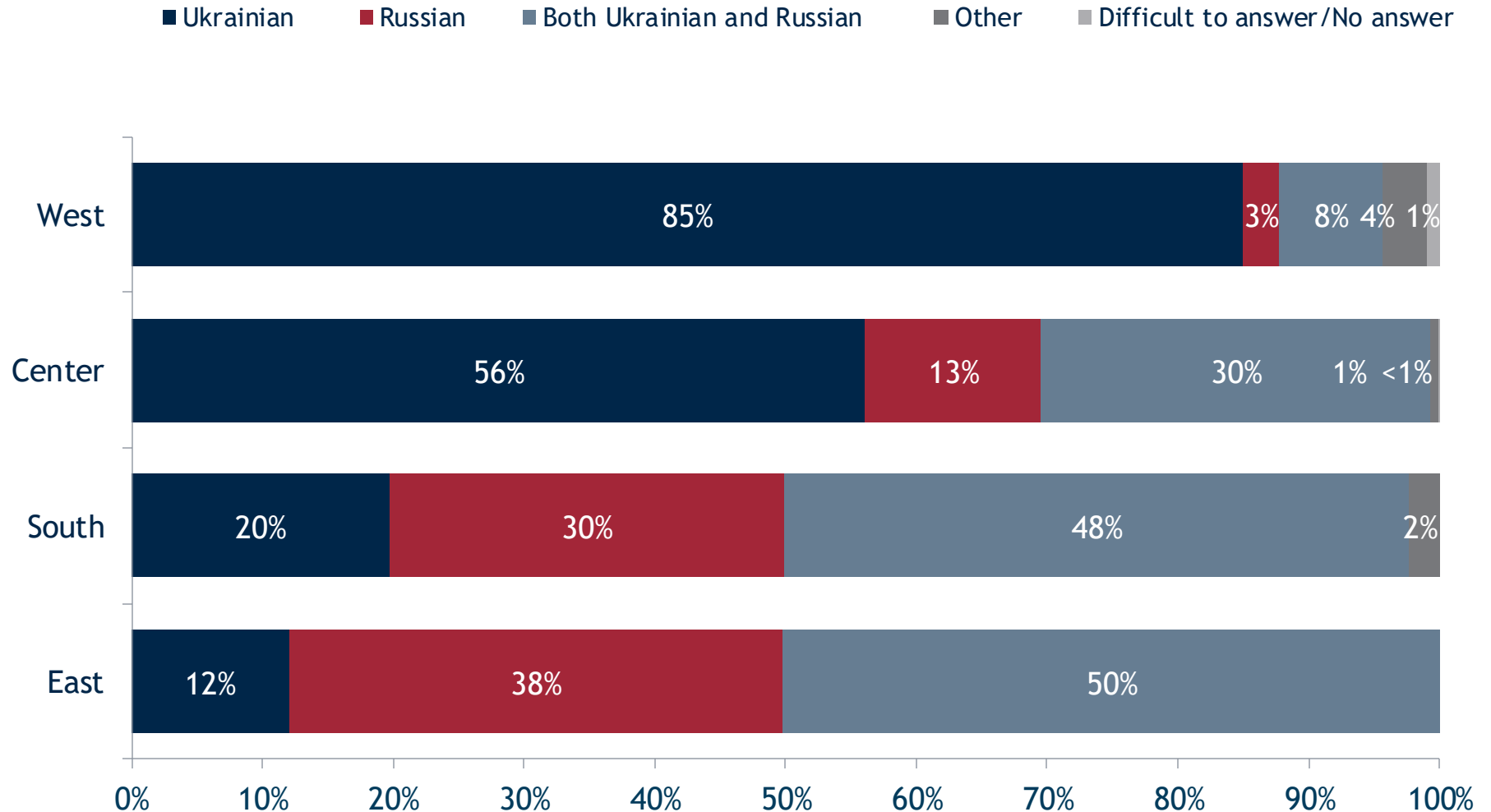


Which language do you usually speak at home?



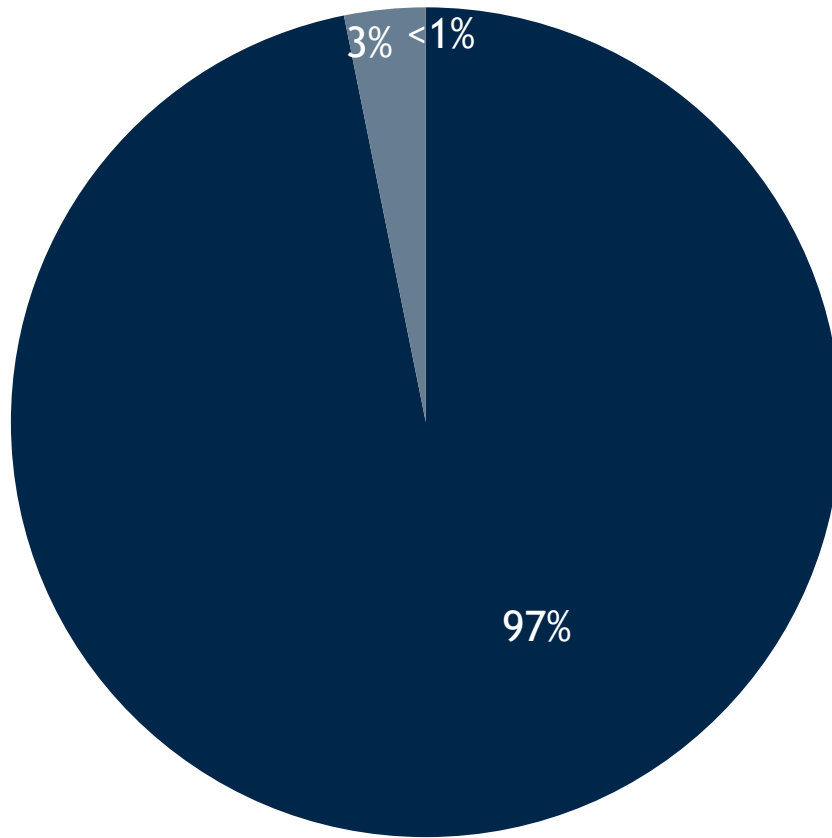
Which language do you usually speak at home?

Regions



Have you been speaking this language for a long time or have you specifically switched to this language recently?

%, among those who speak usually only Ukrainian or only Russian at home, n=1338



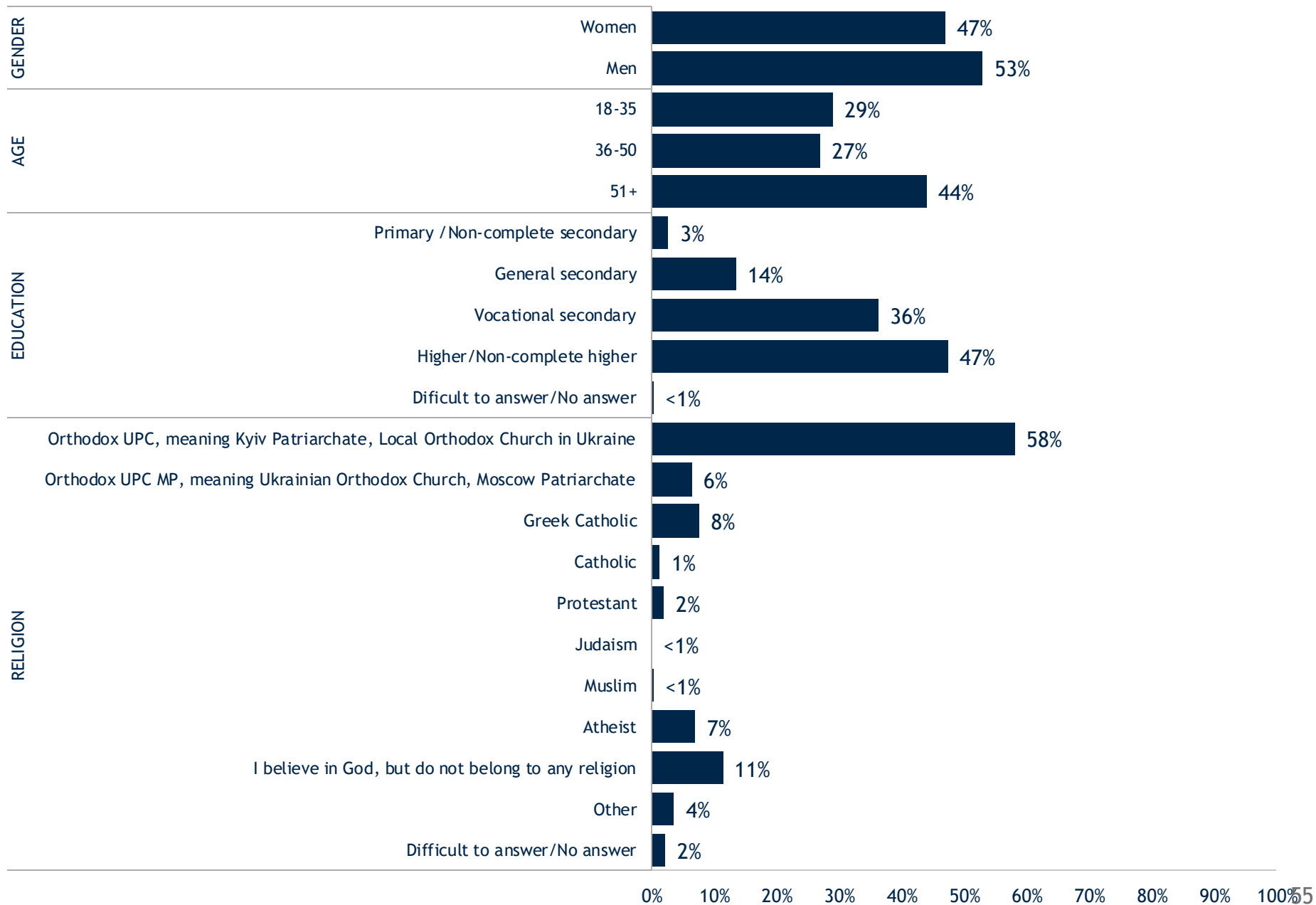
- I have been speaking this language for a long time
- I have recently deliberately switched to speaking this language
- Difficult to answer/No answer



Demographics



Demographics



Center for Insights in Survey Research
202.408.9450 | info@iri.org
www.IRI.org | @IRI_Polls

This survey is made possible by the generous support of the American people through the [U.S. Agency for International Development \(USAID\)](#).

