



Côte d'Ivoire National Public Opinion Survey

April 20-30, 2015

Detailed Methodology

- The International Republican Institute carried out a survey of adult residents of Côte d'Ivoire aged 18 years and older.
- Face-to-face interviews were carried out with 1,500 respondents between April 20-30, 2015.
- Data was collected by Ivorian Services of Studies and Surveys under the supervision of Rob Varsalone of [Global Strategic Partners](#).
- The survey is a national representative sample of adult residents of Côte d'Ivoire. The sample was distributed in 231 clusters in all 19 administrative regions of Côte d'Ivoire.
- A multi-stage probability sample was used. In the first stage, the sample was stratified by administrative region and was then further stratified by urban/rural location. The probability-proportional-to-size method was used to select departments, communes, sub-prefectures, and wards/towns/villages. Wards/towns/villages served as the primary sampling units (PSU) for this survey. Within each PSU, households were randomly selected through a skip pattern after a random starting point was determined and the left hand rule employed. The Kish Grid was then used to select the appropriate individual in the household for interview. Individual interviews were conducted by a team of 64 interviewers who worked under the control of 32 supervisors. Interview teams were comprised of both males and females.
- The information in this report has been compiled in accordance with international standards for market and social research methodologies. The confidence interval does not take into account design effect.
- The sampling error is plus or minus 2.5 percent at the mid-range with a confidence level of 95 percent. The response rate for the survey was 81 percent.
- Figures in charts and tables may not sum to 100 percent due to rounding error.
- This survey was funded by the [National Endowment for Democracy](#).

Demographics

Age	18-24	23.2%	Urban	44.5%
	25-35	34.3%	Rural	55.5%
	36-45	20.3%		
	46-60	14.7%	Male	52.7%
	60 +	7.5%	Female	47.3%
Education	No formal schooling	32.9%	Akan	37.4%
	Rural schooling	5.5%	Krou	16.2%
	Primary school	26.8%	N. Mandé	19.5%
	Secondary school	22.4%	S. Mandé	8%
	Post-secondary	4.1%	Gur	14.8%
	College	6.1%	Lagunaire	2.5%
	Post-graduate	1.6%	Naturalized	1.5%
Religion	Muslim	35.1%	None	47.5%
	Catholic	26.7%	Less than 100,000 F CFA	33.9%
	Traditional	5.3%	100,001 - 200,000 F CFA	7.9%
	Protestant	22.9%	200,001 - 300,000 F CFA	3.7%
	Jewish	0.3%	300,001 - 400,000 F CFA	1.4%
	Buddhist	0.9%	400,001 - 500,000 F CFA	0.5%
	Harriste	0.4%	More than 500,000 F CFA	1.2%
	Christian Céleste	0.4%	Don't know/No response	4%
	None	8.1%		

Location Gender

Ethnicity

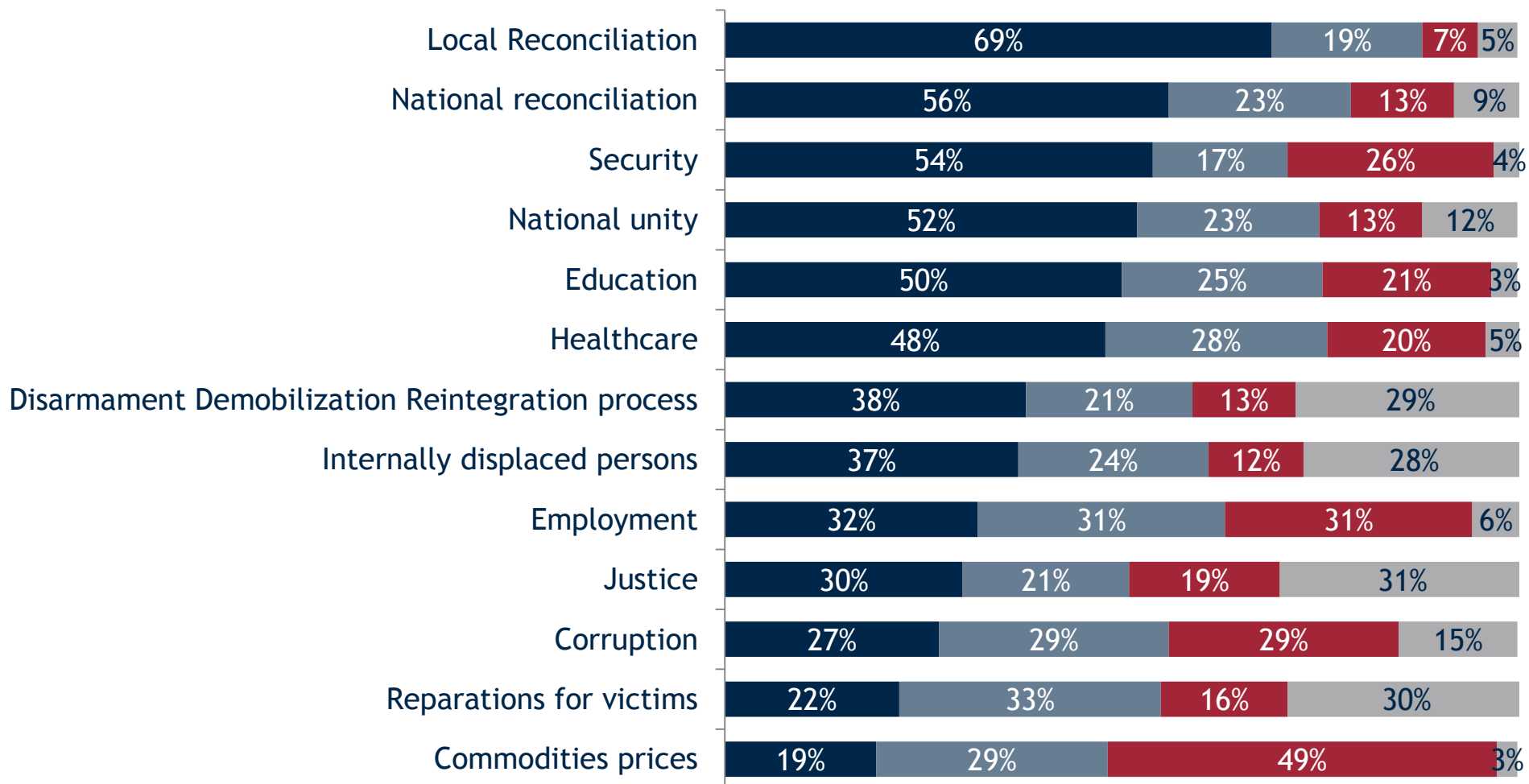
Household Monthly Income



Progress in National Reconciliation but Issues Remain

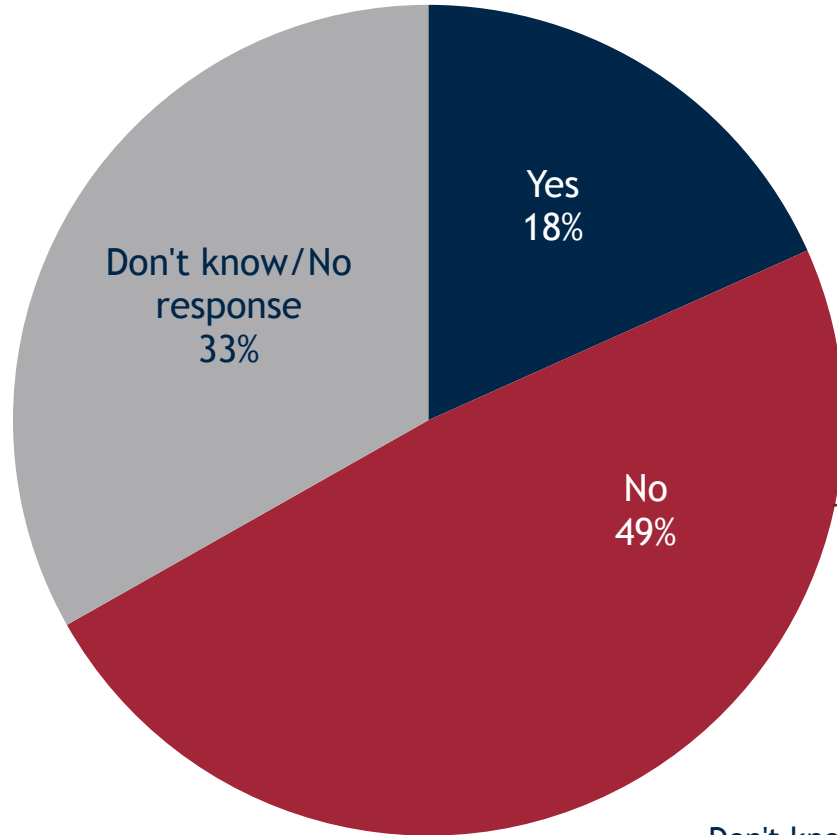
I'm going to read you a list of issues, and for each one, please tell me whether you feel that the situation has improved, stayed the same, or become worse since the post-election crisis of 2010/2011.

■ Better ■ Same ■ Worse ■ Don't know/No response

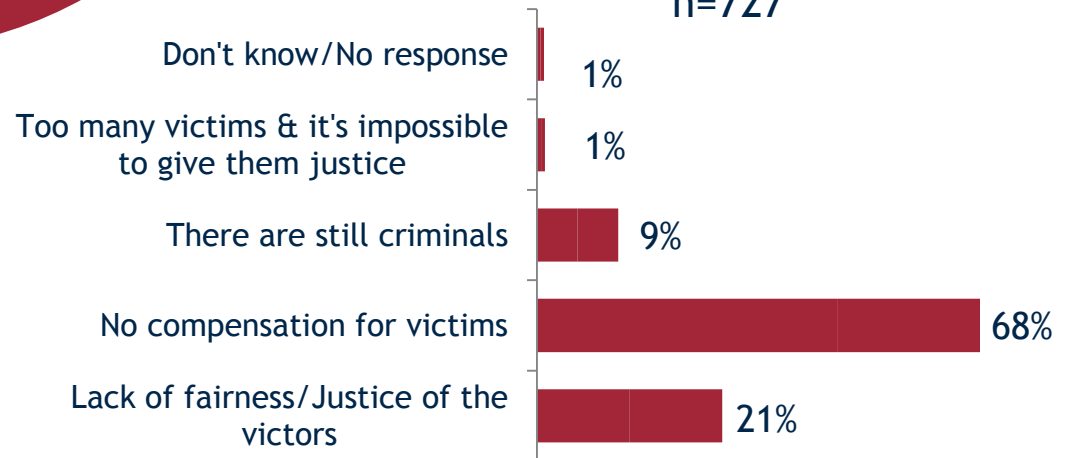


* The Disarmament Demobilization Reintegration process is an applied strategy to successfully execute peacekeeping operations, and is generally carried out by all United Nations Peacekeeping Operations.

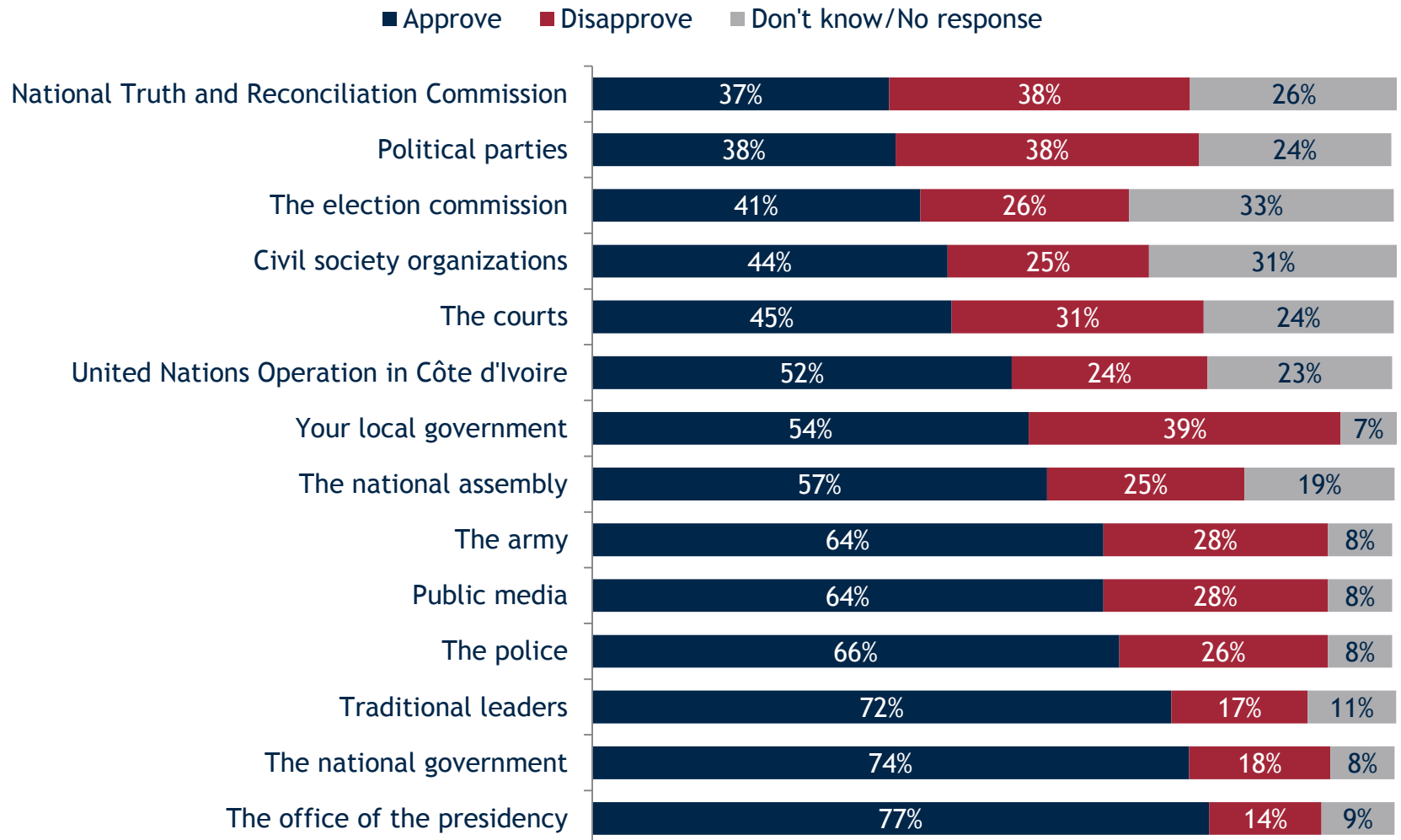
Do you feel that justice has been served to all Ivorians after the 2010/2011 post-election crisis?



Why do you feel that is not the case? n=727



Overall, would you say you approve or disapprove of the job being done by each of the following institutions?






Youth Lacking Representation

Do you agree or disagree with the following statement: “Politicians do not listen to the needs and ideas of youth”?

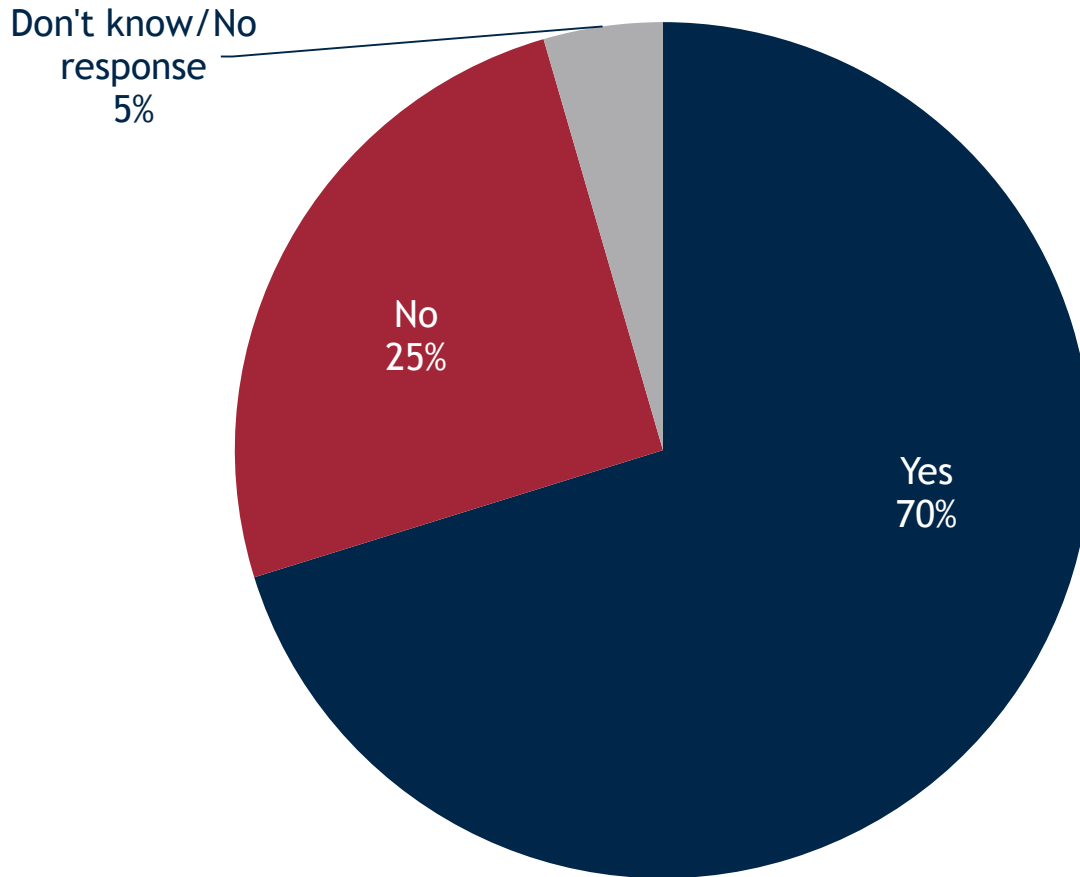
■ Strongly agree
 ■ Agree
 ■ Disagree
 ■ Strongly disagree
 ■ Don't know/No response



TOTAL AGREE	TOTAL DISAGREE
62%	28%

AGE	Strongly Agree	Agree	TOTAL AGREE	TOTAL DISAGREE	Disagree	Strongly Disagree
18-24	37%	24%	61%	29%	22%	7%
25-35	38%	24%	62%	29%	19%	10%
36-45	44%	22%	66%	24%	15%	9%
46-60	37%	24%	61%	30%	18%	11%
60 +	34%	25%	58%	31%	25%	6%

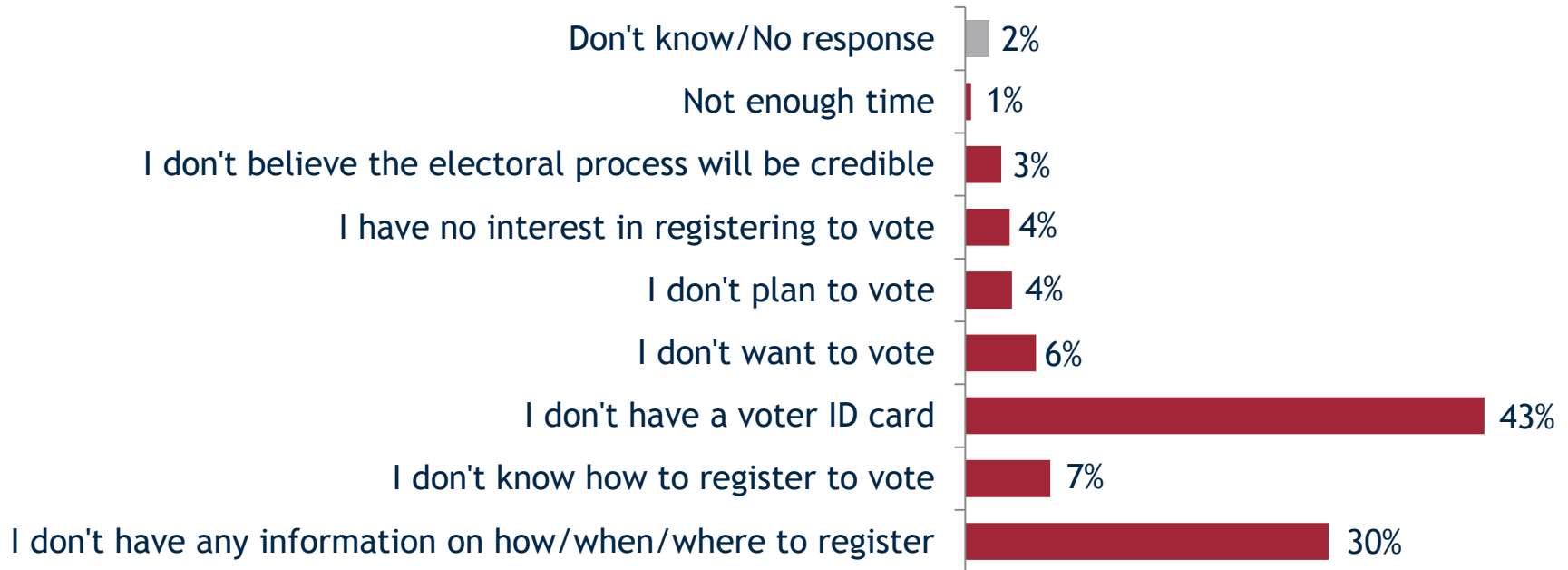
Are you registered to vote?



Are you registered to vote?

	Yes	No	Don't know		Yes	No	Don't know	
Age	18-24	45%	51%	4%	Urban	69%	27%	4%
	25-35	77%	19%	5%	Rural	71%	24%	5%
	36-45	75%	19%	6%				
	46-60	81%	15%	4%	Male	73%	23%	4%
	60 +	86%	13%	1%	Female	67%	28%	5%
Religion	Muslim	68%	25%	7%	Akan	71%	27%	3%
	Catholic	72%	26%	2%	Krou	70%	28%	3%
	Traditional	73%	23%	4%	N. Mandé	76%	22%	2%
	Protestant	70%	27%	4%	S. Mandé	73%	21%	6%
	None	68%	26%	6%	Gur	82%	18%	1%
Education				Lagunaire	78%	22%	0%	
	No formal schooling	70%	24%	6%	Naturalized	32%	64%	5%
	Rural schooling	64%	28%	8%				
	Primary school	69%	25%	5%	No (not looking)	70%	26%	5%
	Secondary school	68%	29%	3%	No (looking)	62%	35%	3%
	Post-secondary	77%	23%	0%	Yes, part-time	77%	20%	3%
	College	80%	20%	0%	Yes, full-time	75%	19%	6%
Post-graduate	71%	25%	4%					

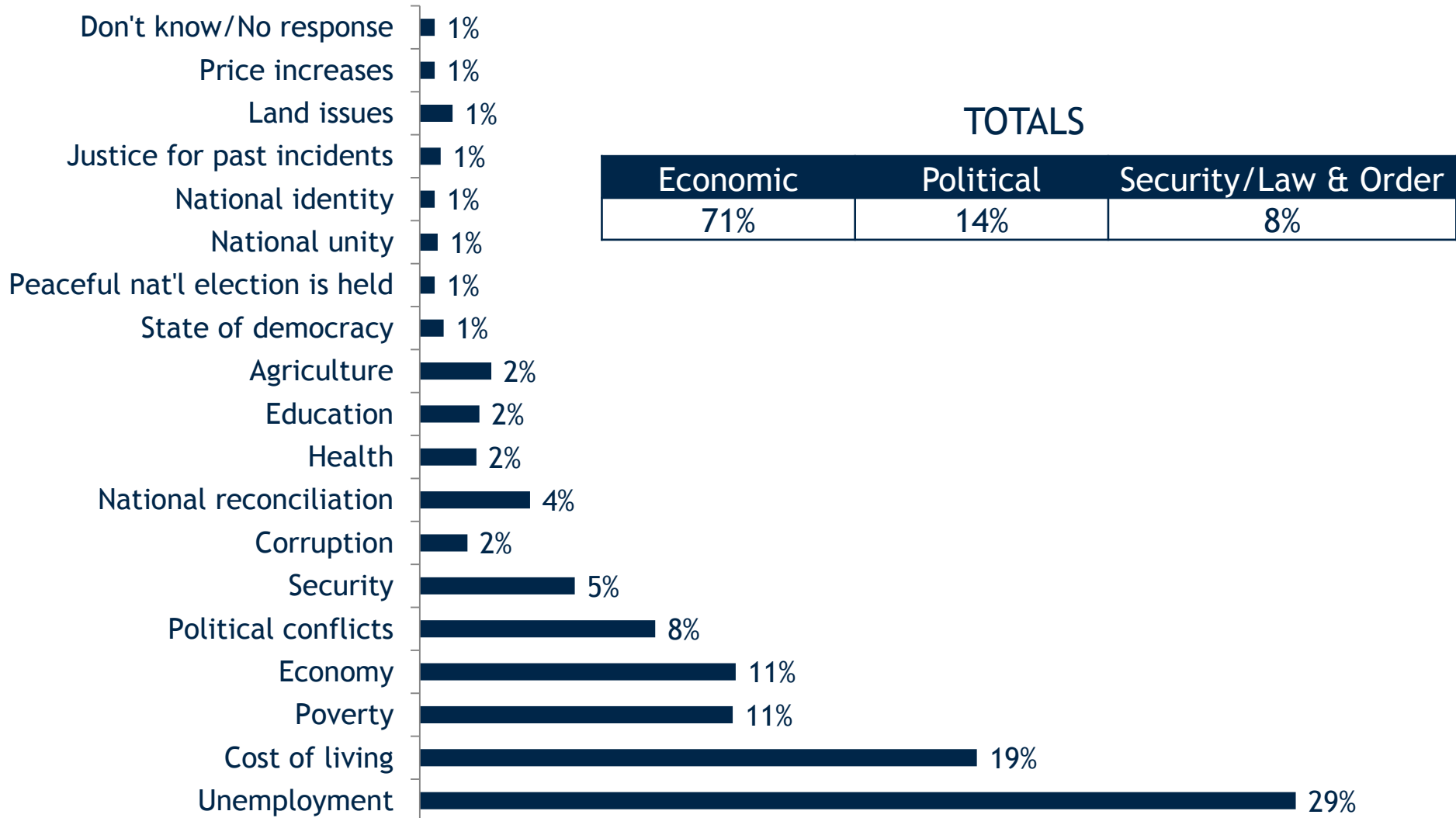
Why are you not registered to vote? n=379





Economic Concerns Prominent, Desire for Democracy Stronger

In your opinion, what is the single most important issue Côte d'Ivoire is facing today?



Now thinking about the year ahead, do you think your personal economic situation will improve, worsen or stay the same?

■ Improve

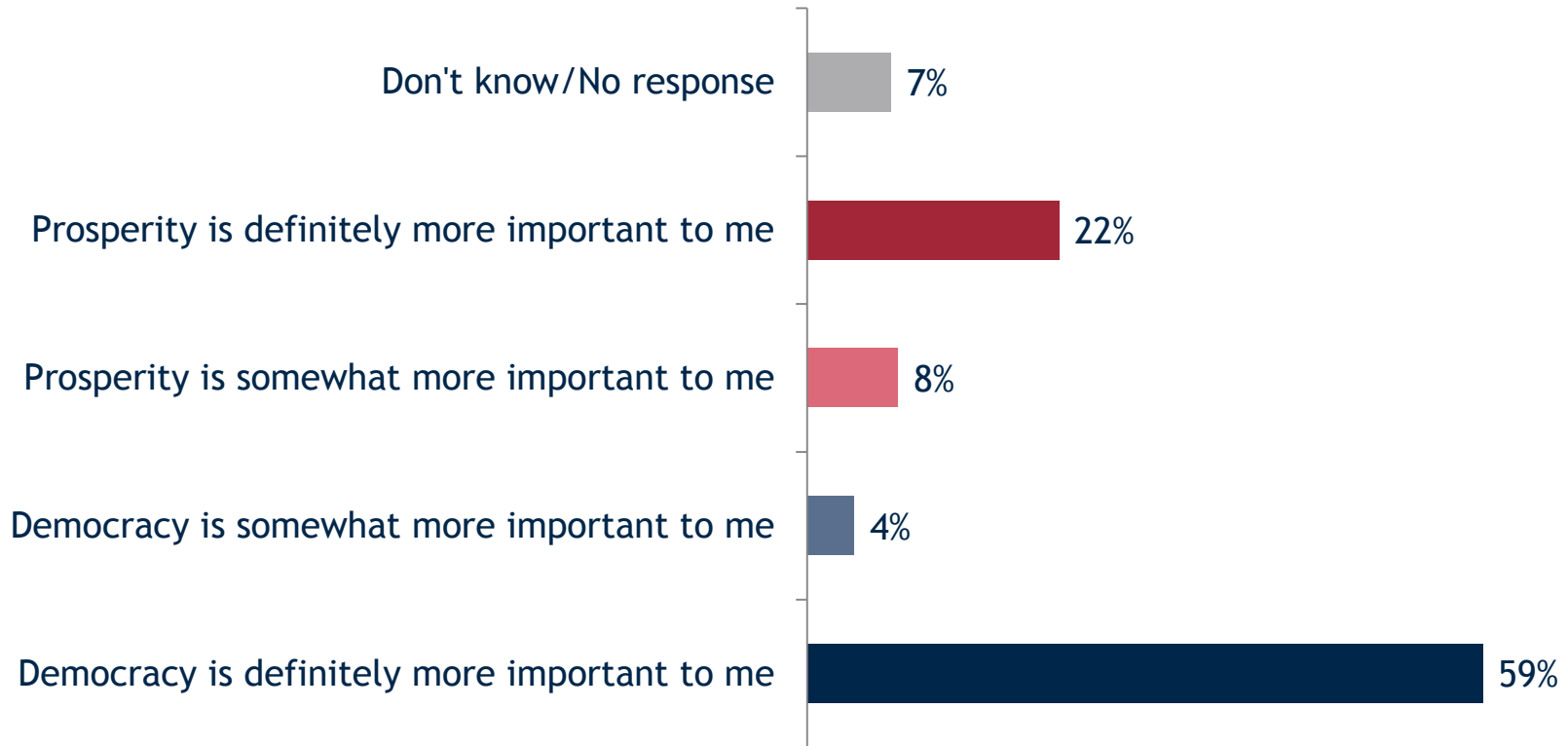
■ Worsen

■ Stay the same

■ Don't know/No response



If you could only choose one or the other, which is more important to you: a democratic system of government or a prosperous economy?



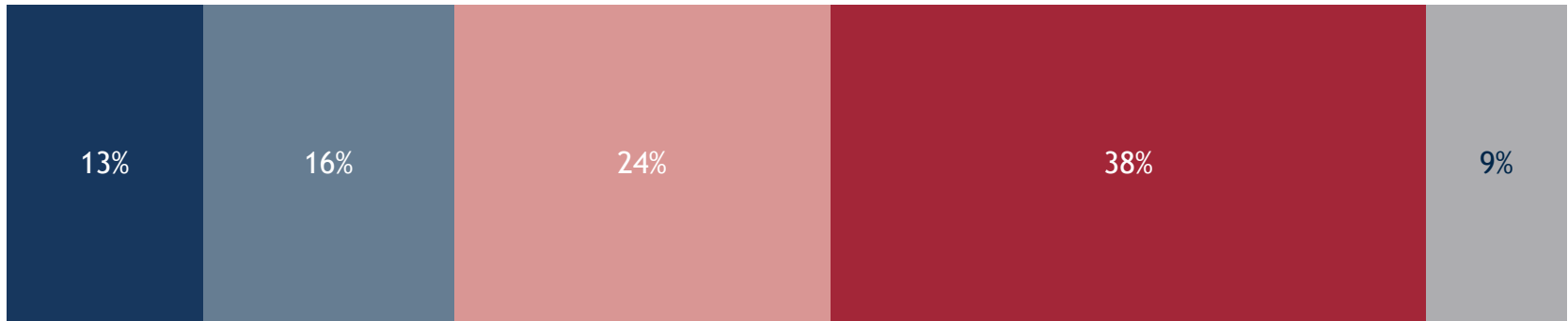
TOTAL DEMOCRACY	TOTAL PROSPERITY
63%	30%



More Support for Democratic Governance Needed

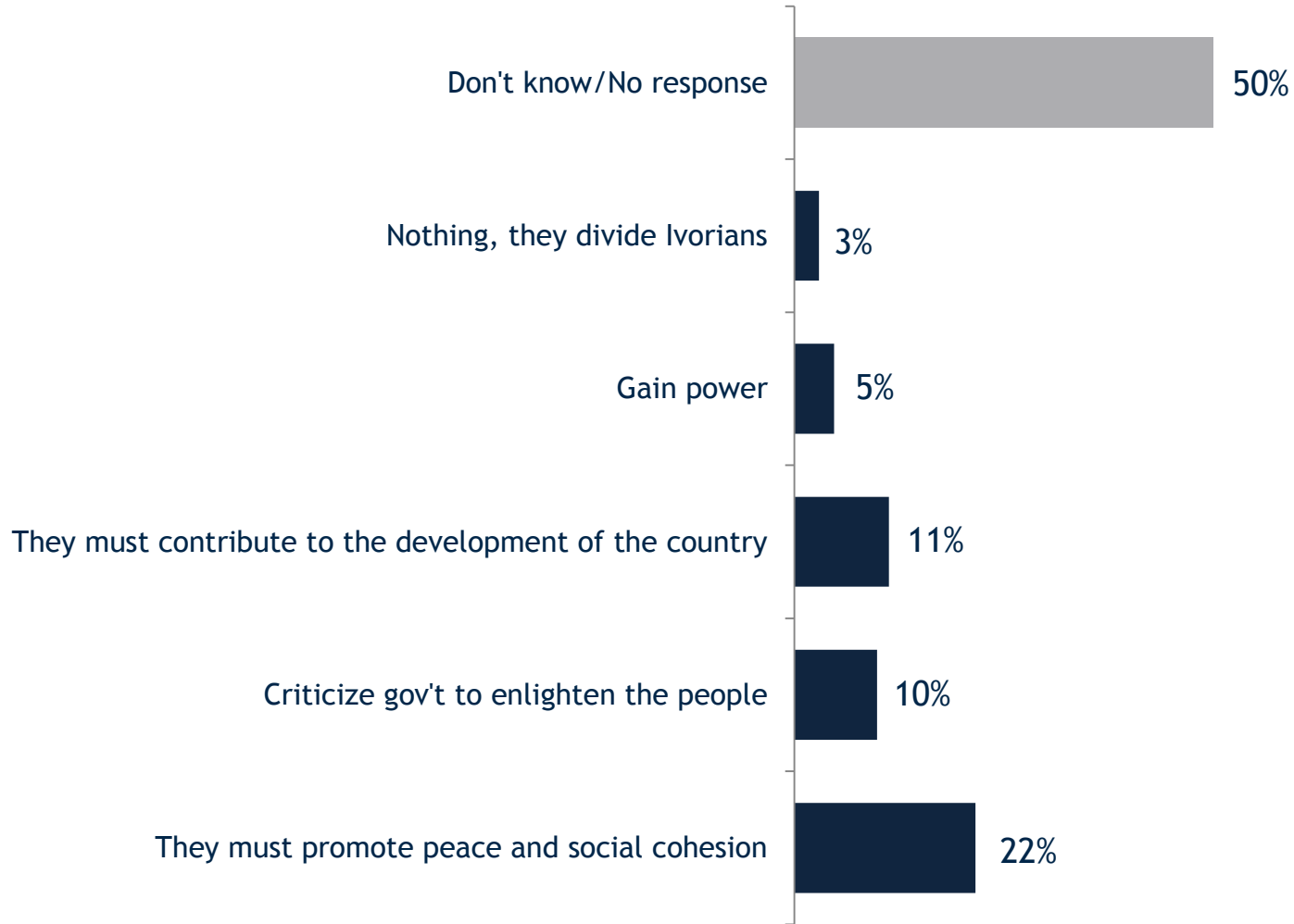
In your opinion, how likely is it that you are able to talk to your member of parliament about an important issue?

■ Very likely ■ Somewhat likely ■ Not likely ■ Not at all likely ■ Don't know/No response



TOTAL LIKELY	TOTAL UNLIKELY
29%	62%

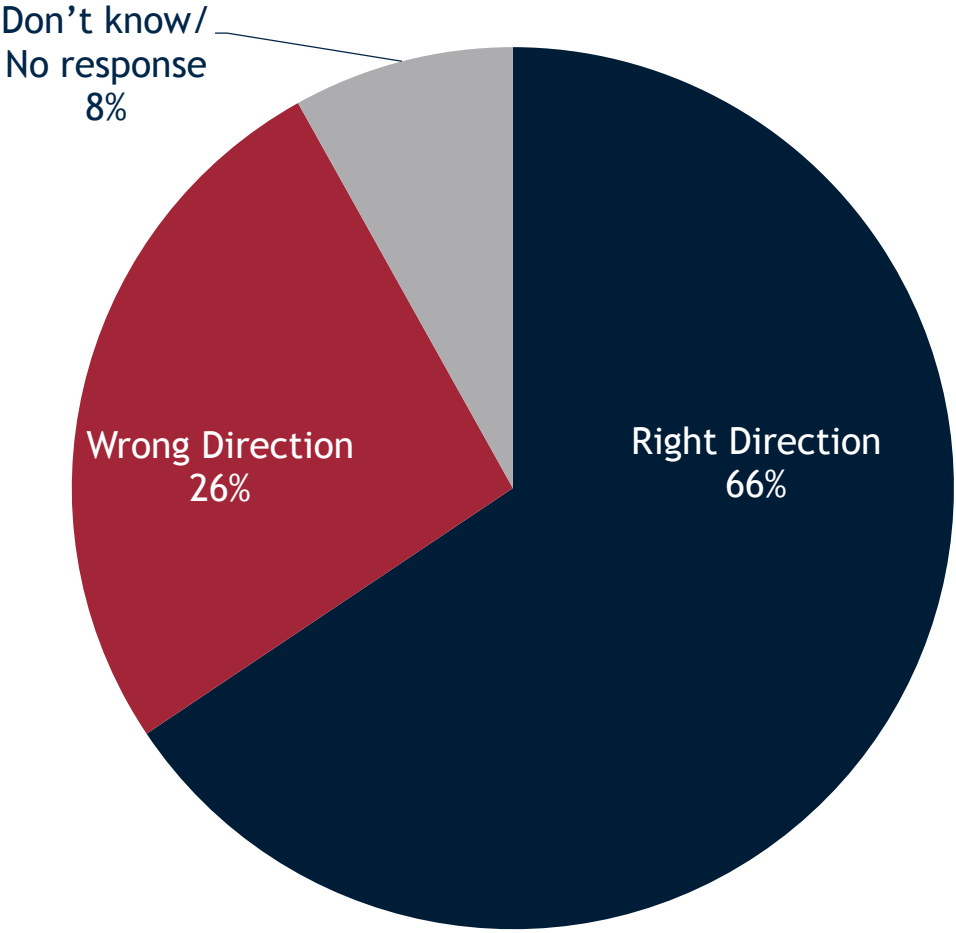
In your opinion, what is the role of political parties in Côte d'Ivoire?





Indicators

Overall, do you think Côte d'Ivoire is headed in the right direction or wrong direction?



Why do you say right direction? (multiple choices allowed) n=1,113

Access to quality education	19%
Media freedom	3%
Access to quality healthcare	7%
Access to land	4%
More jobs	7%
Wage increases	2%
Less political violence	16%
Access to household commodities	5%
Improved security	16%
Rule of law	3%
Success in national reconciliation	4%
Successful disarmament demobilization reintegration process	1%
Good business environment	7%
Gender equality	1%
Good political leadership	13%
National unity	8%
Increased government accountability	4%
Less corruption	1%
Improved infrastructure	18%

TOTALS

Economic	Political	Security/Law & Order
31%	22%	27%

Why do you say wrong direction? (multiple choices allowed) n=387


High cost of living	68%
Lack of suitable housing	5%
Personal financial situation	19%
Lack of jobs	19%
Increase in corruption	7%
Lack of rule of law	9%
Decreasing quality of education	12%
Lack of democratic progress	7%
Gender inequality	1%
Depression in business sector	4%
Lack of national unity	6%
Lack of disarmament demobilization reintegration progress	3%
Lack of national reconciliation	9%
Decline in security situation	6%
Increase in political violence	3%
Lack of press freedom	2%
Low wages	2%
Lack of quality healthcare	3%
Too many injustices	1%
Increasing poverty	1%

TOTALS

Economic	Political	Security/Law & Order
119%	26%	30%

Overall, how would you rate the national economy of Côte d'Ivoire?


■ Very bad ■ Somewhat bad ■ Somewhat good ■ Very good ■ Don't know/No response



TOTAL BAD	TOTAL GOOD
34%	54%

Overall, how would you rate the security situation of Côte d'Ivoire?


■ Very bad ■ Somewhat bad ■ Somewhat good ■ Very good ■ Don't know/No response



TOTAL BAD	TOTAL GOOD
34%	62%

Overall, how would you rate the political stability of Côte d'Ivoire?

■ Very unstable ■ Somewhat unstable ■ Somewhat stable ■ Very stable ■ Don't know/No response



TOTAL UNSTABLE	TOTAL STABLE
30%	58%

Over the past year, would you say that your personal economic situation has improved, worsened or stayed the same?

■ Improved ■ Worsened ■ Stayed the same ■ Don't know/No response



How willing are you to live through some economic sacrifices today (for example, higher prices) if it leads to future improvements in the quality of your life?

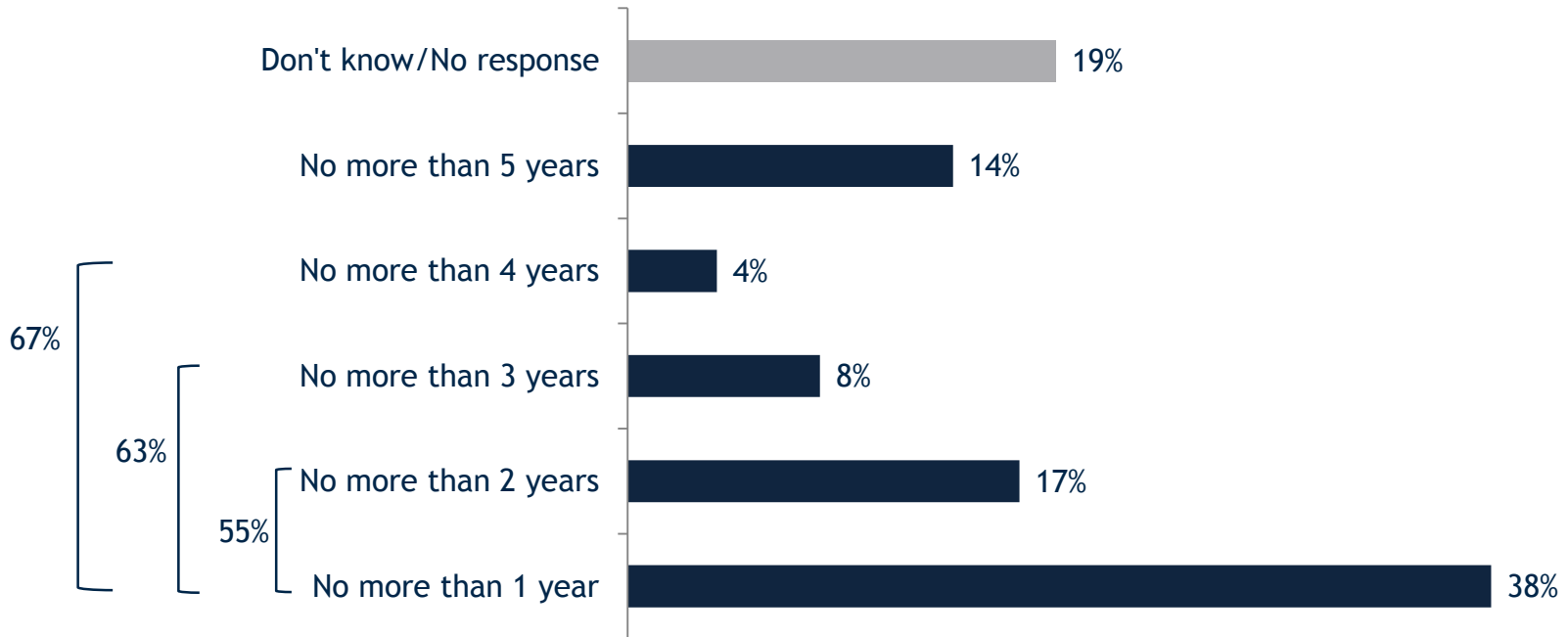
■ Strongly willing ■ Somewhat willing ■ Somewhat unwilling ■ Strongly unwilling ■ Don't know/No response



TOTAL WILLING	TOTAL UNWILLING
69%	22%

For how long are you willing to sacrifice before you expect to see a long-term economic benefit?

n=1,035

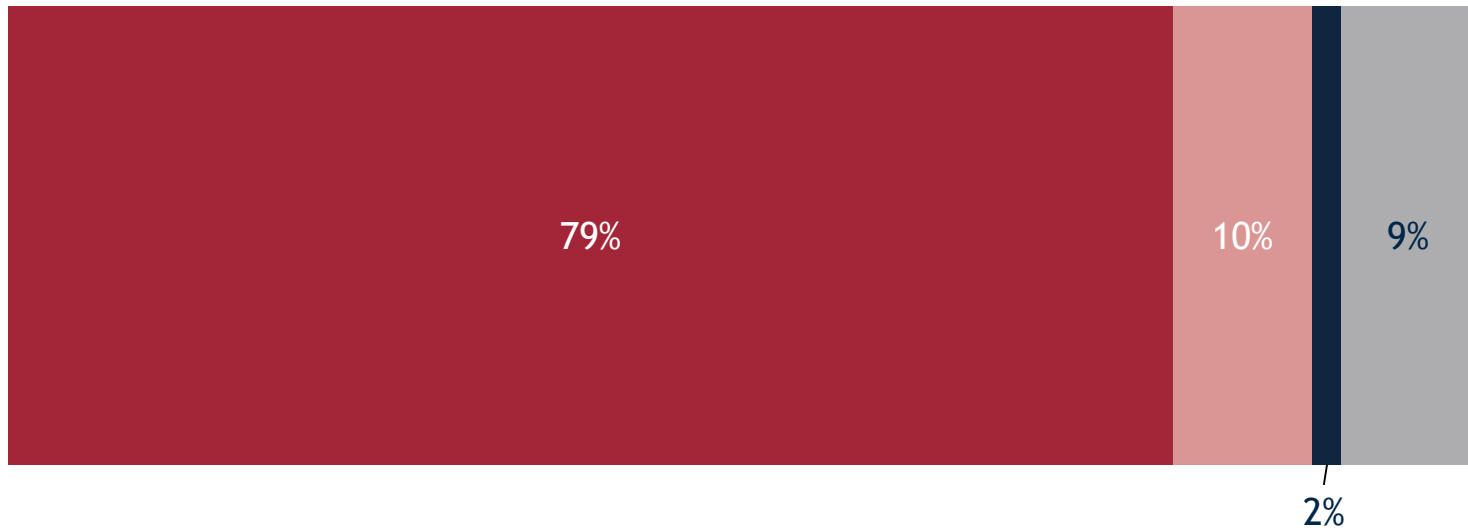




Issues

To what extent do you think that corruption is a problem in Côte d'Ivoire?

■ Very serious problem ■ Somewhat a problem ■ Not a problem at all ■ Don't know/No response






Approval Ratings

When it comes to fighting corruption, how would you rate the job the national government is doing?

■ Very good ■ Somewhat good ■ Somewhat bad ■ Very bad ■ Don't know/No response

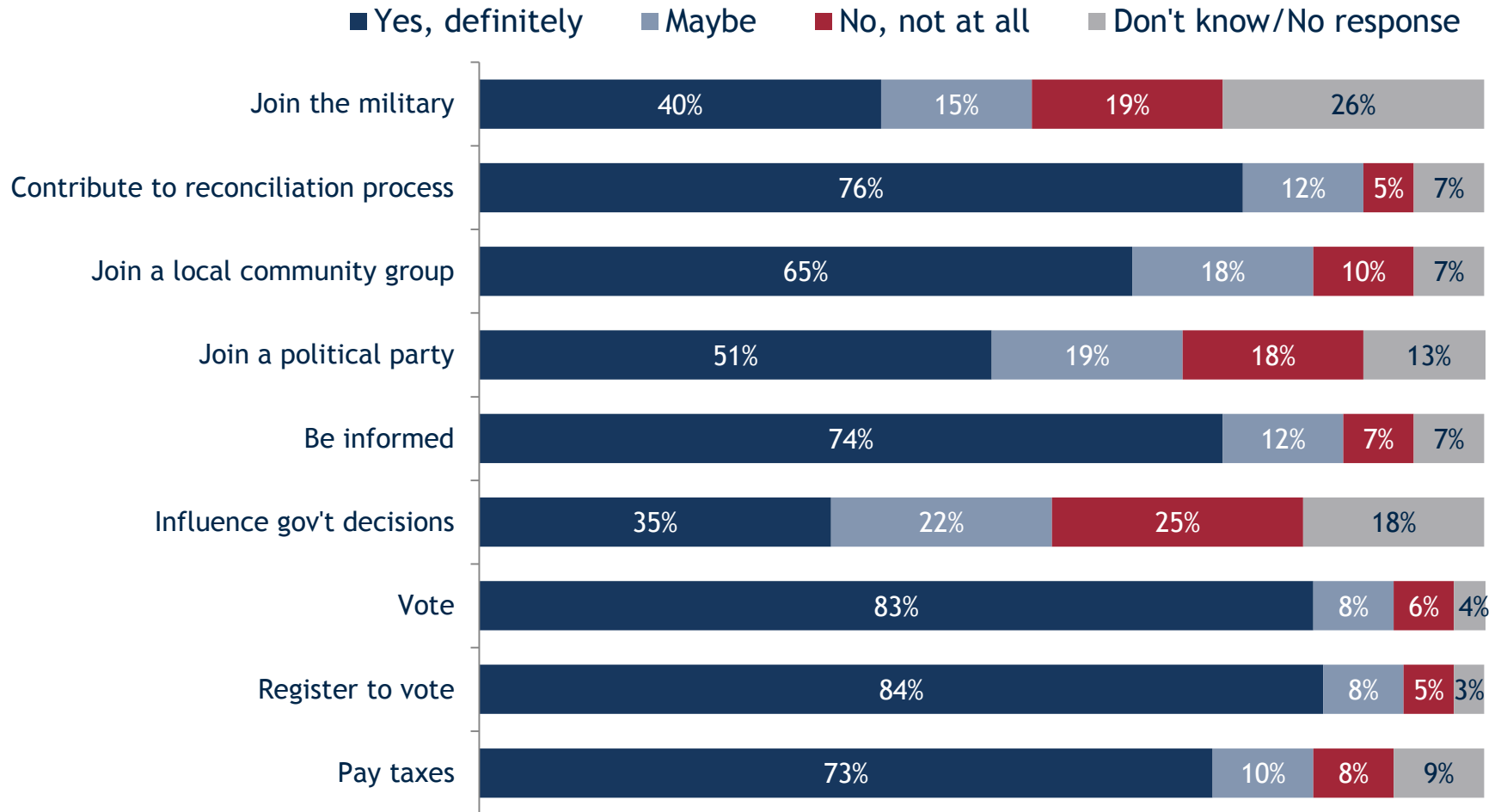


TOTAL GOOD	TOTAL BAD
63%	23%




Democracy & Political Participation

Overall, would you say Ivorians have a civic responsibility to participate in any of the following?



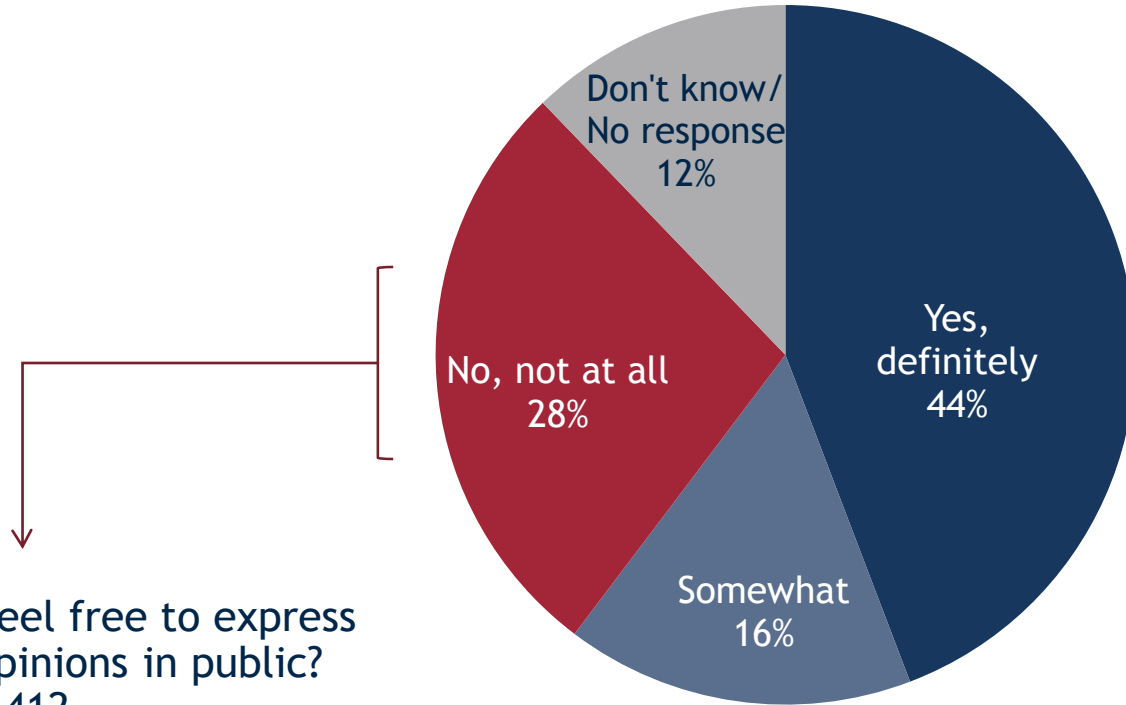
Do you agree or disagree with the following statement:
“Voting gives me a chance to influence decision-making in Côte d’Ivoire.”

■ Strongly agree ■ Agree ■ Disagree ■ Strongly disagree ■ Don't know/No response

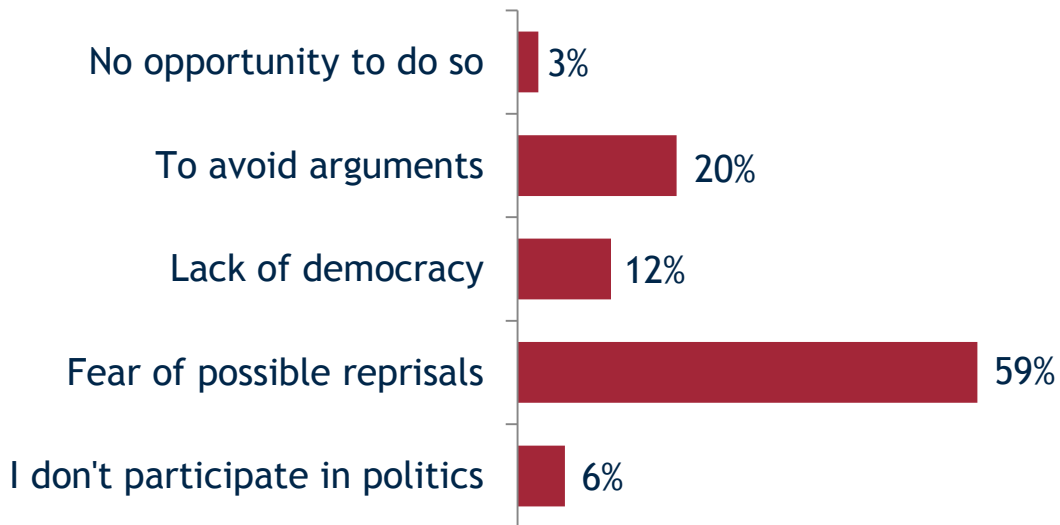


TOTAL AGREE	TOTAL DISAGREE
60%	25%

Do you feel free to express your political opinions in public?



Why do you not feel free to express your political opinions in public?
n=412

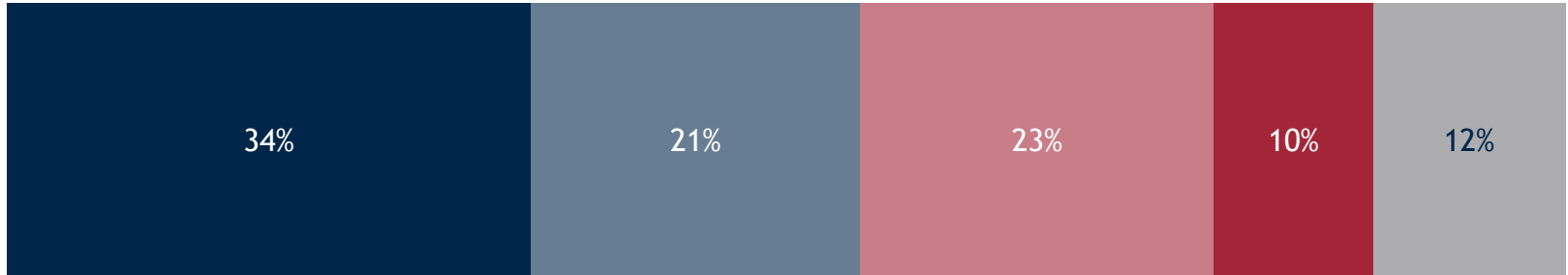




Women & Youth in Leadership

Do you agree or disagree with the following statement: “Politicians do not listen to the needs and ideas of women”?

■ Strongly agree
 ■ Agree
 ■ Disagree
 ■ Strongly disagree
 ■ Don't know/No response



TOTAL AGREE	TOTAL DISAGREE
55%	33%

GENDER	Strongly Agree	Agree	TOTAL AGREE	TOTAL DISAGREE	Disagree	Strongly Disagree	Don't know/No response
Male	32%	20%	52%	37%	25%	11%	12%
Female	36%	23%	58%	29%	20%	9%	13%

If there are two candidates running for office and they are exactly the same aside from the fact that one is a man and one is a woman, which candidate would you prefer?

■ Man ■ Woman ■ It does not make a difference to me ■ Don't know/No response



GENDER	Prefer Man	Prefer Woman	No Difference	Don't know/No response
Male	46%	18%	34%	3%
Female	31%	36%	31%	2%

If there are two candidates running for office and they are exactly the same aside from the fact that one is a youth and one is not, which candidate would you prefer?

■ Youth ■ Older ■ It does not make a difference to me ■ Don't know/No response

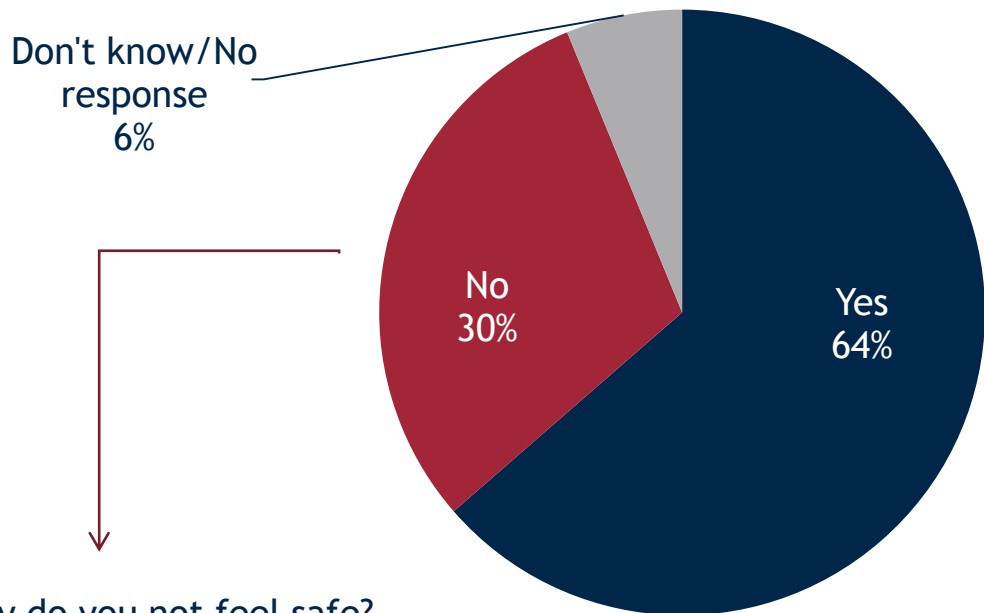


AGE	Youth	Older	No Difference	Don't know/No response
18-24	39%	29%	28%	4%
25-35	38%	30%	28%	4%
36-45	40%	26%	30%	4%
46-60	35%	31%	33%	2%
60 +	27%	38%	32%	4%

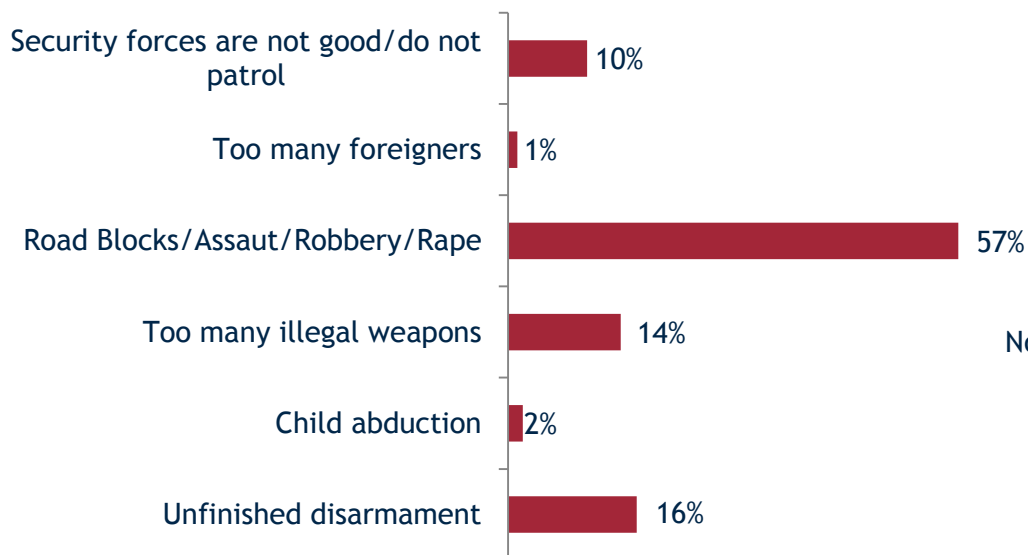


Security, Disarmament, Demobilization and Reintegration & National Reconciliation

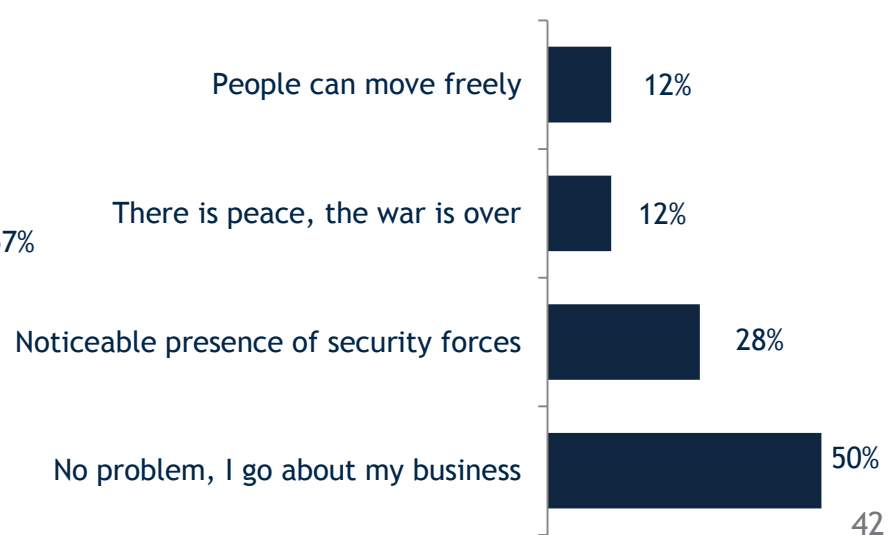
In general, do you feel safe in your daily life?



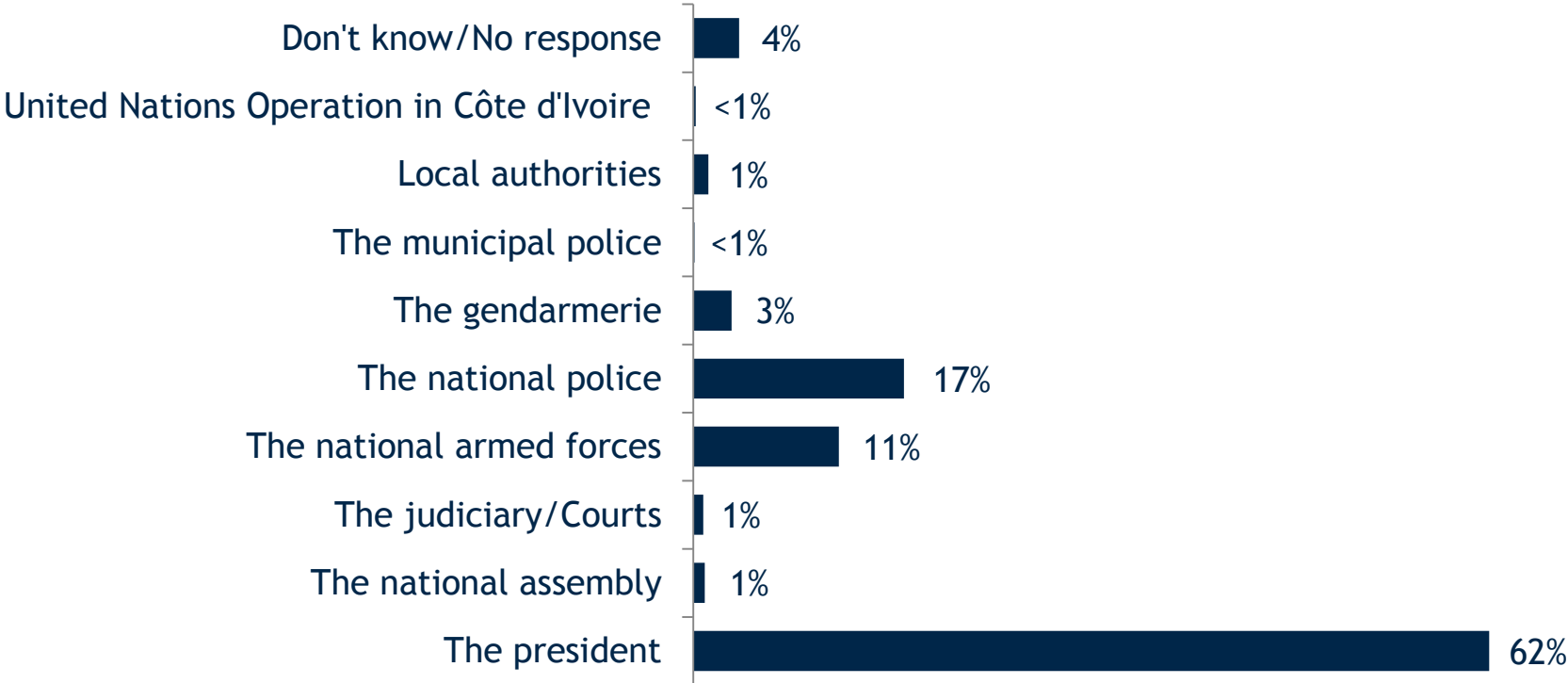
Why do you not feel safe?
(open-ended)
n=453



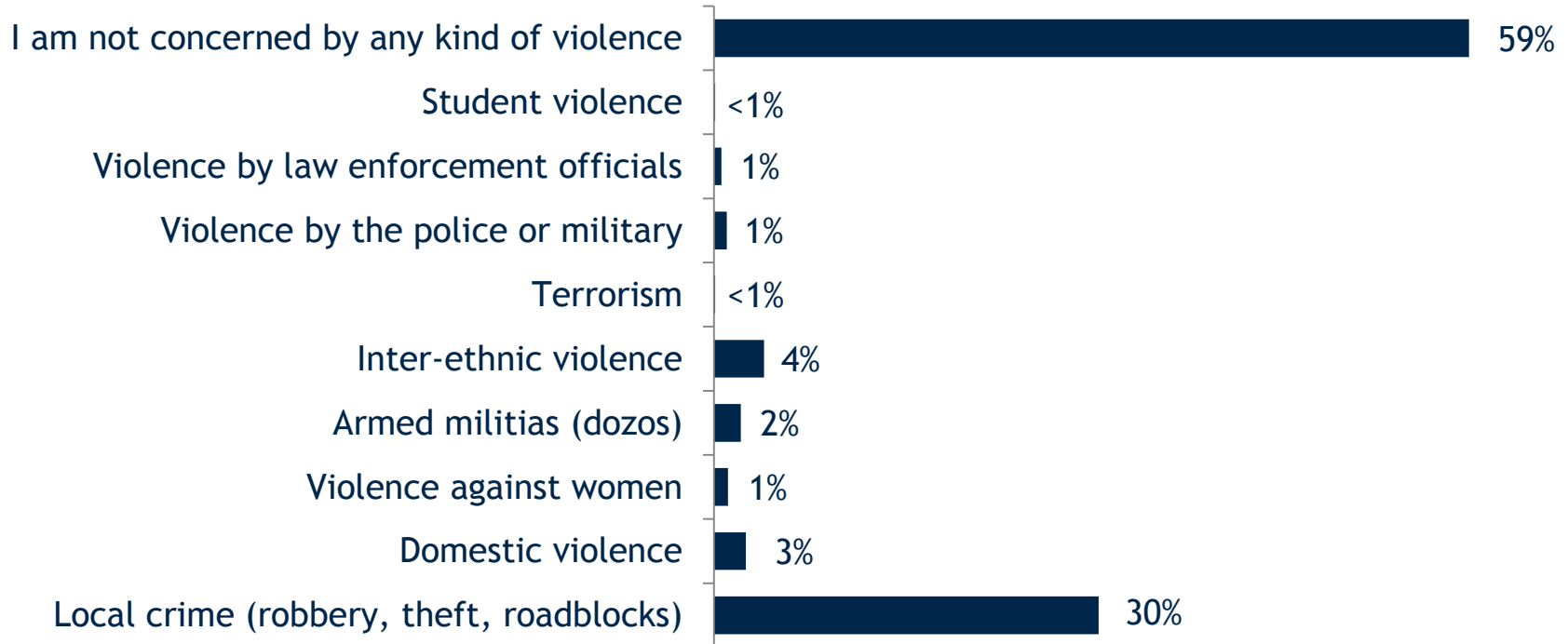
Why do you feel safe?
(open-ended)
n=954



Who is primarily responsible for the security of Côte d'Ivoire?

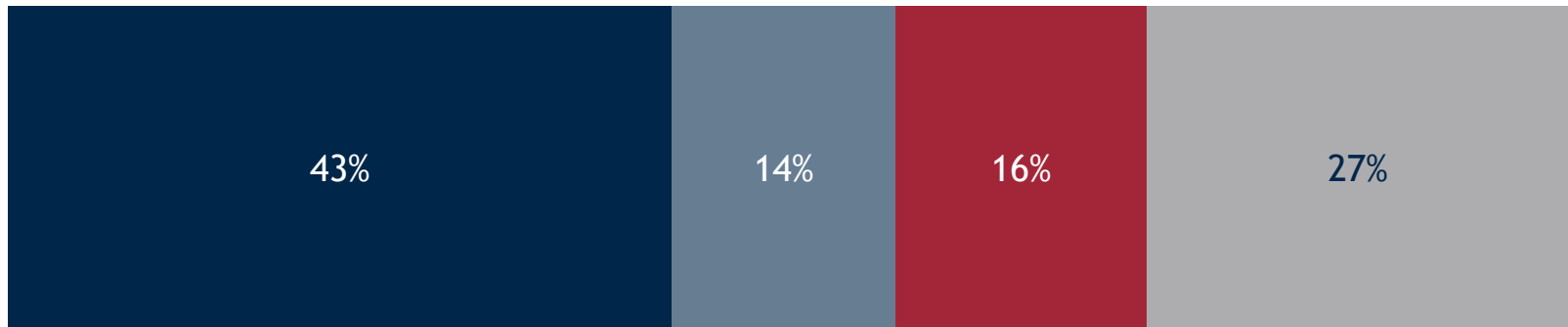


Which of the following types of violence concerns you the most in your daily life?

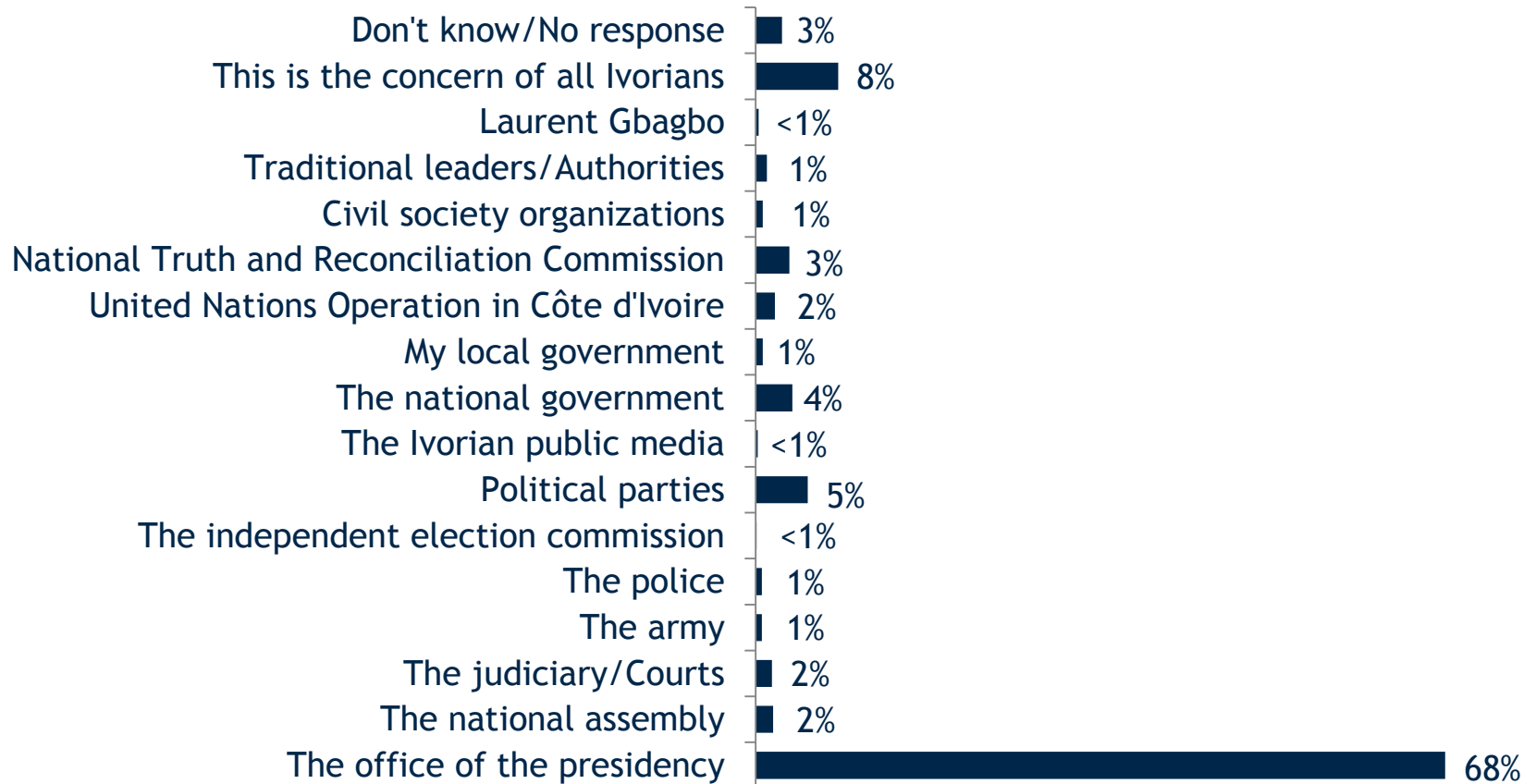


Do you feel the Disarmament, Demobilization and Reintegration process is making progress?

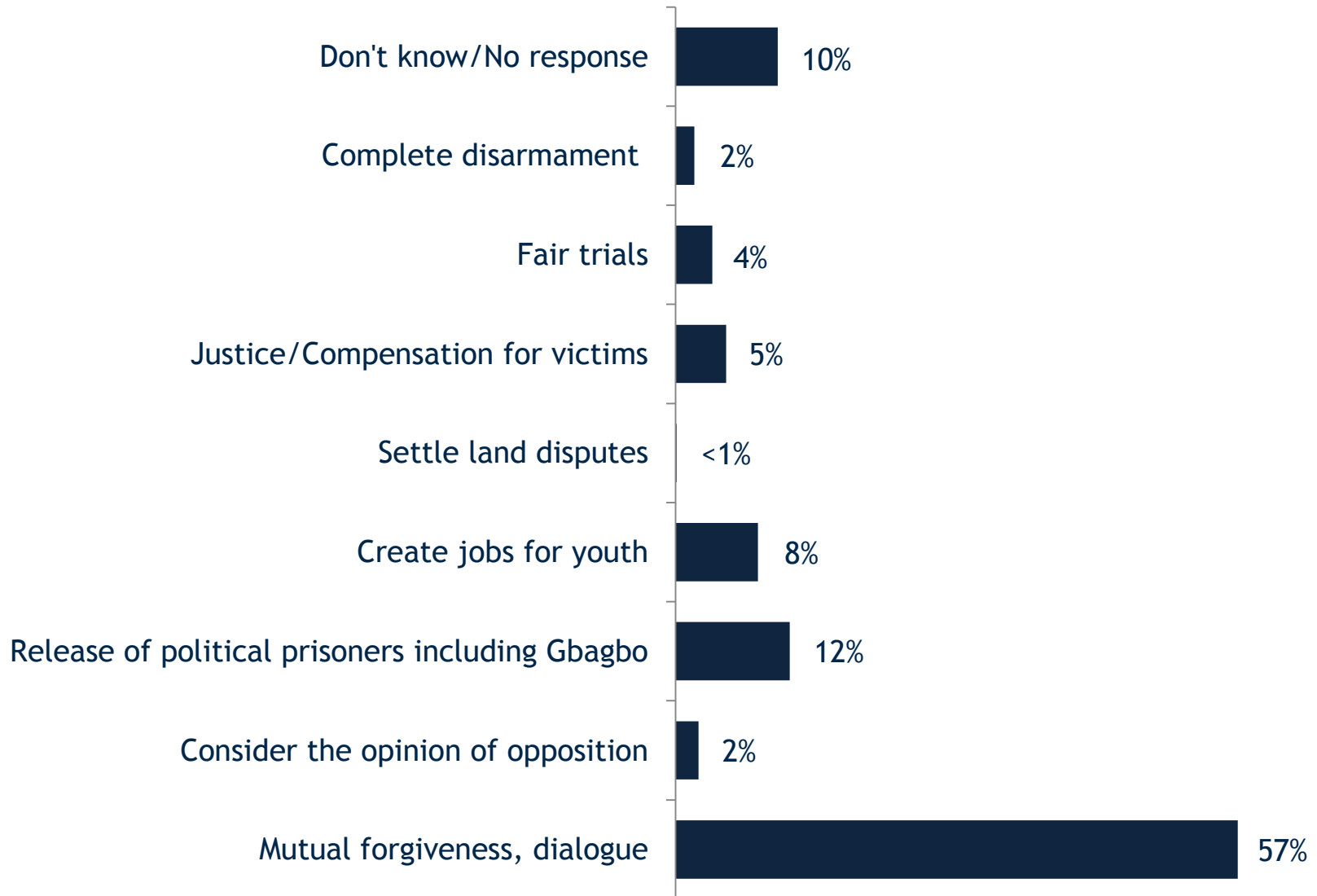
■ Yes, definitely ■ Somewhat ■ Not at all ■ Don't know/No response



In your opinion, who is primarily responsible for leading reconciliation in the country?



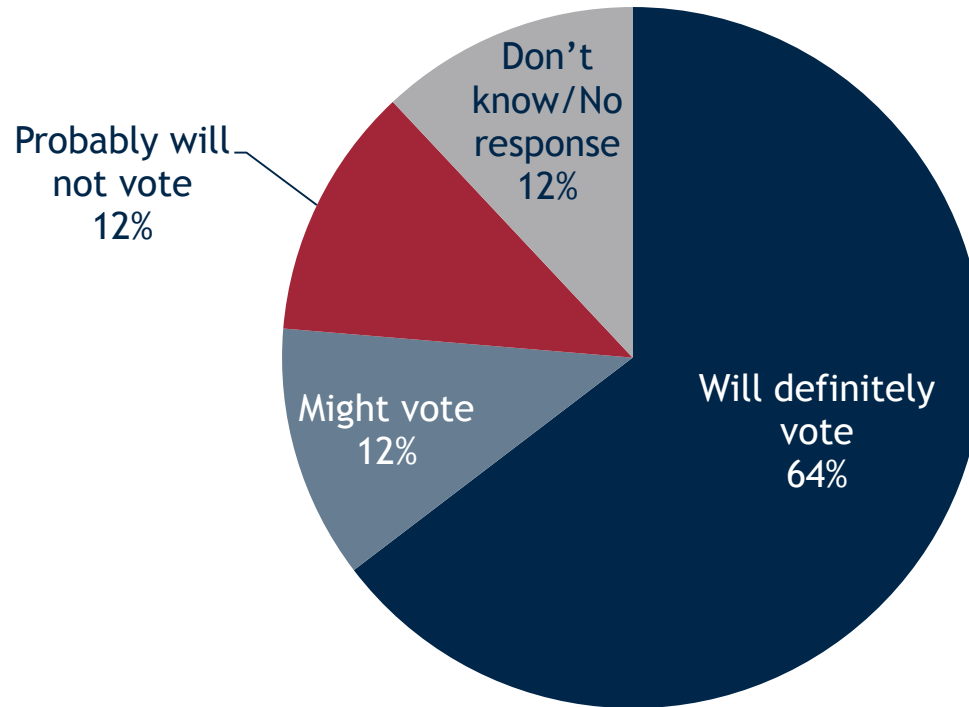
Right now, what is the most important thing to bring about national reconciliation? (open-ended)



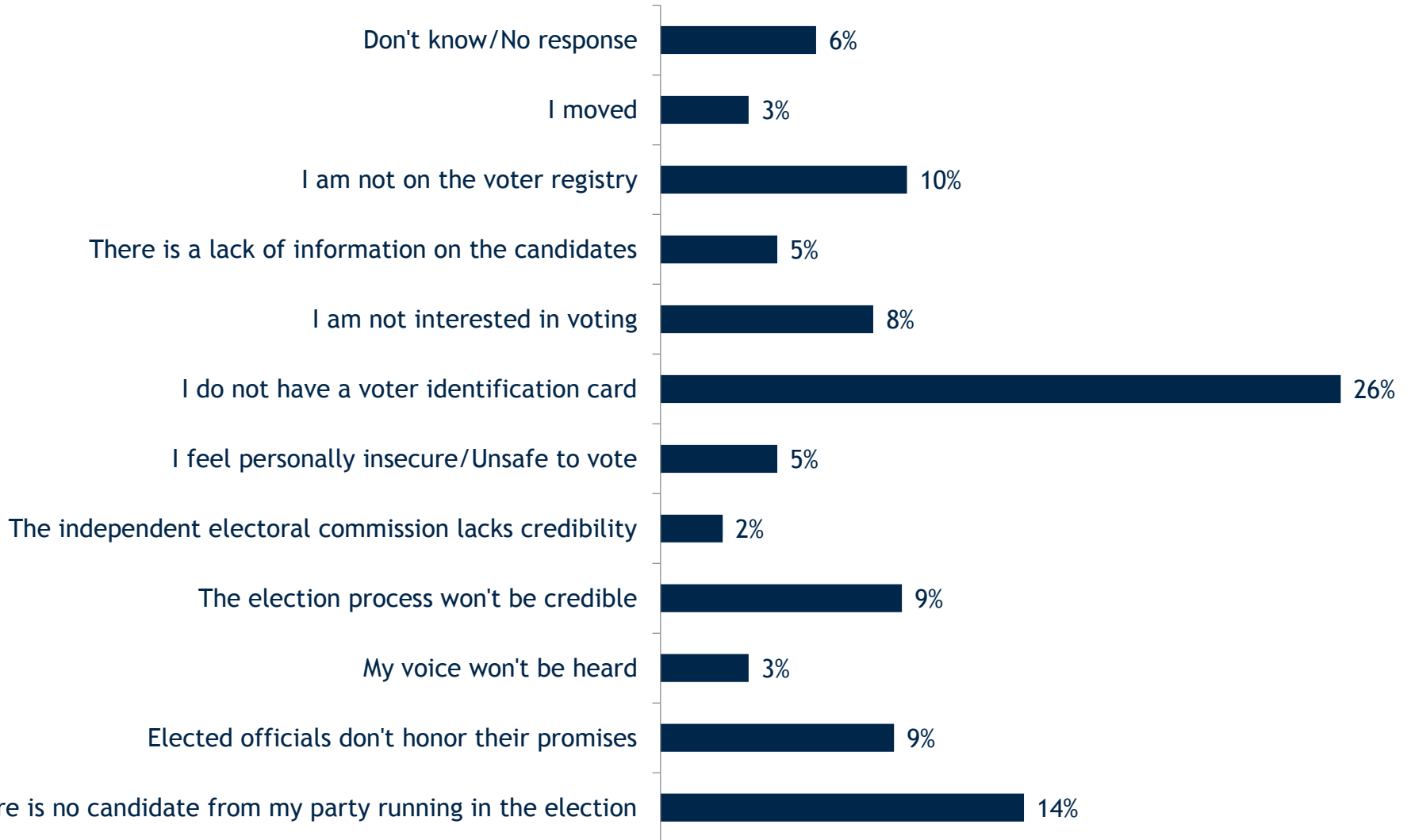


Voting & Political Parties

How likely, if at all, are you to vote in the next election?



For what reason would you not vote? (of those responding no or don't know/no response) n=447



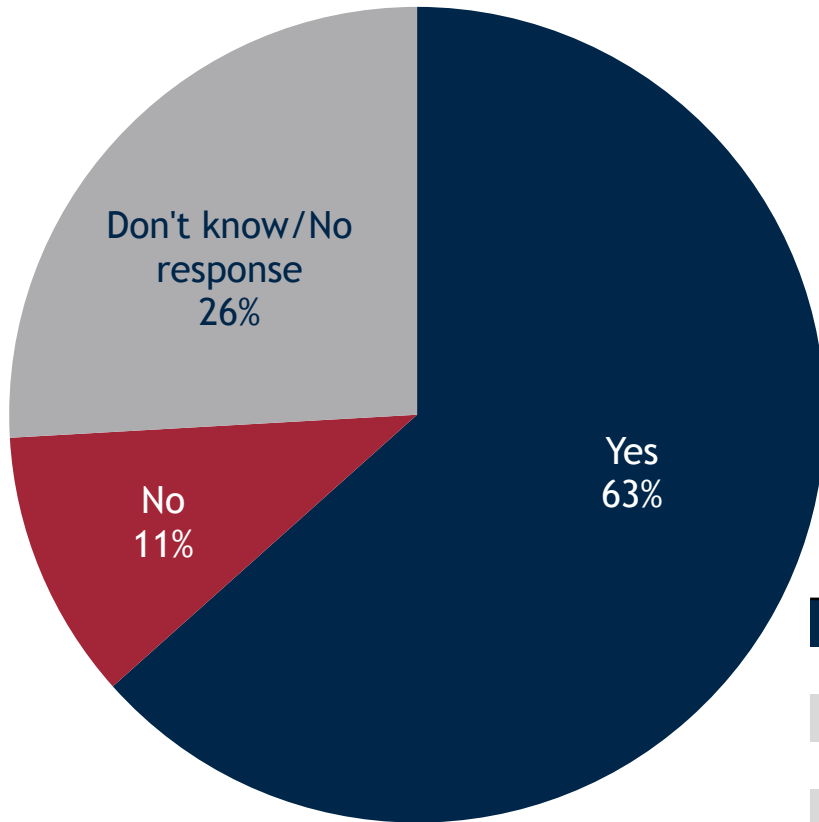
How likely, if at all, are you to vote in the next election?

	Will definitely vote	Might vote	Probably will not vote	Don't know/No response
Urban	64%	12%	14%	10%
Rural	65%	11%	10%	14%
Male	67%	10%	11%	12%
Female	63%	13%	12%	12%
18-24	55%	13%	14%	18%
25-35	62%	14%	13%	11%
36-45	68%	12%	10%	11%
46-60	75%	7%	11%	8%
60 +	80%	7%	7%	6%

For what reason would you not vote?
 (of those responding no or don't know/no response)
 n=447

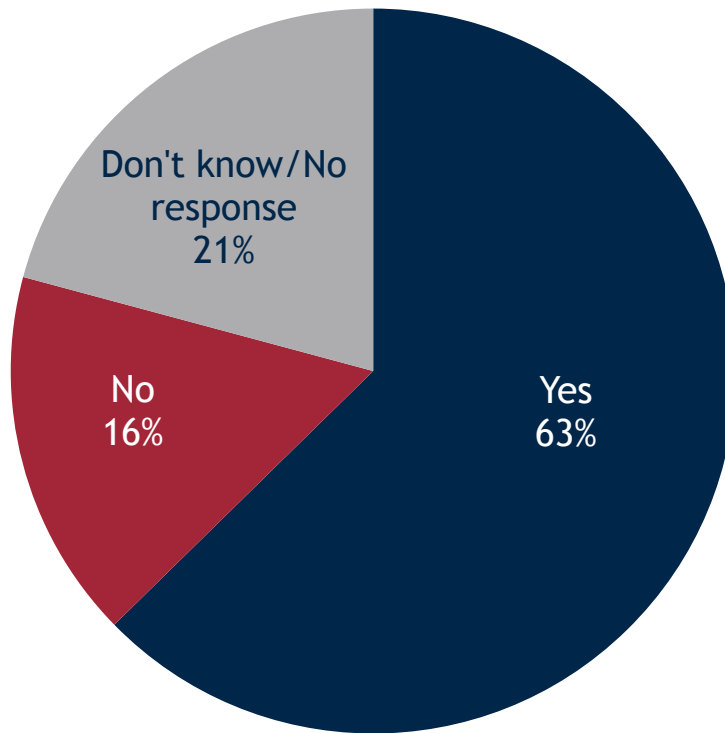
	No candidate from my party is running	Elected officials don't honor promises	My voice won't be heard	The election won't be credible	The Election Commission isn't credible	I feel insecure/unsafe to vote	I don't have a voter ID card	Not interested in voting	Lack of information on candidates	I am not on the voter registry	I moved	Don't know
Urban	11%	8%	4%	11%	2%	8%	25%	13%	4%	9%	4%	3%
Rural	17%	10%	3%	8%	2%	2%	27%	4%	5%	10%	3%	8%
Male	16%	8%	4%	9%	4%	5%	24%	8%	3%	9%	4%	6%
Female	12%	10%	3%	9%	1%	4%	28%	8%	6%	10%	3%	5%
18-24	16%	7%		5%	1%	4%	35%	6%	5%	20%		2%
25-35	13%	10%	6%	12%	3%	4%	27%	8%	3%	3%	4%	8%
36-45	20%	4%	1%	12%	3%	10%	17%	13%	6%	3%	4%	6%
46-60	8%	13%	3%	11%	3%		16%	13%	8%	16%	8%	3%
60 +		25%	13%	6%	6%		25%			6%	6%	13%

Do you feel that the 2015 national election will be peaceful?

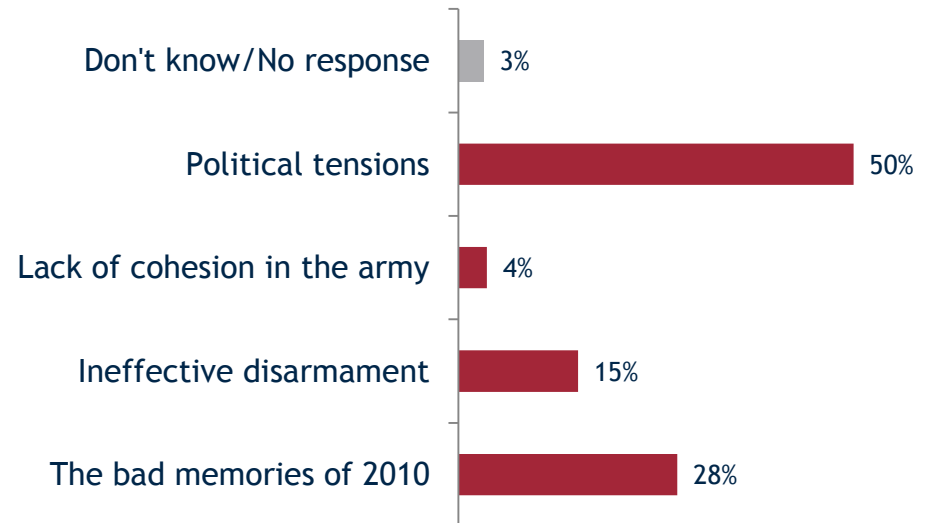


	Yes	No	Don't know/No response
Urban	66%	12%	22%
Rural	62%	9%	29%
Male	67%	10%	23%
Female	60%	11%	29%
18-24	62%	12%	26%
25-35	64%	11%	26%
36-45	63%	13%	24%
46-60	61%	10%	30%
60 +	73%	5%	22%

If the election was held tomorrow, would you feel safe enough to go vote?



Why wouldn't you feel safe to go vote?
(of those responding no or
don't know/no response)
n=561



If the election was held tomorrow, would you feel safe enough to go vote?

Location, Gender and Age Cross Tabs

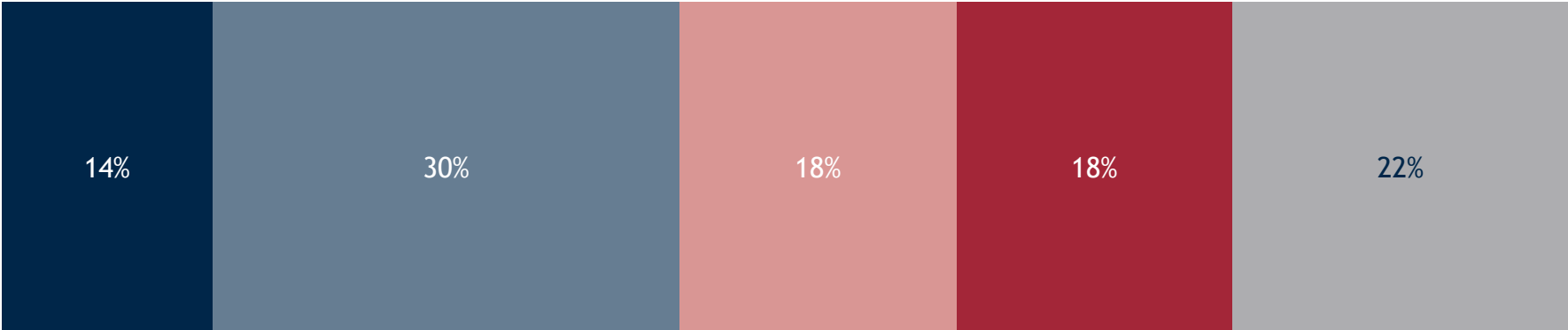
	Yes	No	Don't know/No response
Urban	61%	19%	20%
Rural	64%	15%	21%
Male	66%	16%	19%
Female	59%	18%	23%
18-24	56%	18%	26%
25-35	61%	17%	22%
36-45	63%	18%	19%
46-60	70%	13%	18%
60 +	78%	12%	11%

Why wouldn't you feel safe to go vote?
 (of those responding no or don't know/no response)
 n=561

	The bad memories of 2010	Ineffective disarmament	Lack of cohesion in the army	Political tensions	Don't know/No response
Urban	25%	18%	1%	53%	3%
Rural	30%	13%	6%	48%	3%
Male	24%	19%	6%	48%	3%
Female	32%	11%	2%	53%	3%
18-24	37%	9%	3%	49%	3%
25-35	25%	16%	7%	48%	4%
36-45	25%	14%		56%	5%
46-60	17%	28%		55%	
60 +	31%	23%	8%	39%	

In general, how satisfied are you with the political parties in Côte d'Ivoire?

■ Very satisfied ■ Somewhat satisfied ■ Somewhat unsatisfied ■ Very unsatisfied ■ Don't know/No response



TOTAL SATISFIED	TOTAL UNSATISFIED
44%	36%

How important do you think the participation of opposition parties is in determining the future of the country?

■ Very important ■ Somewhat important ■ Not very important ■ Not at all important ■ Don't know/No response

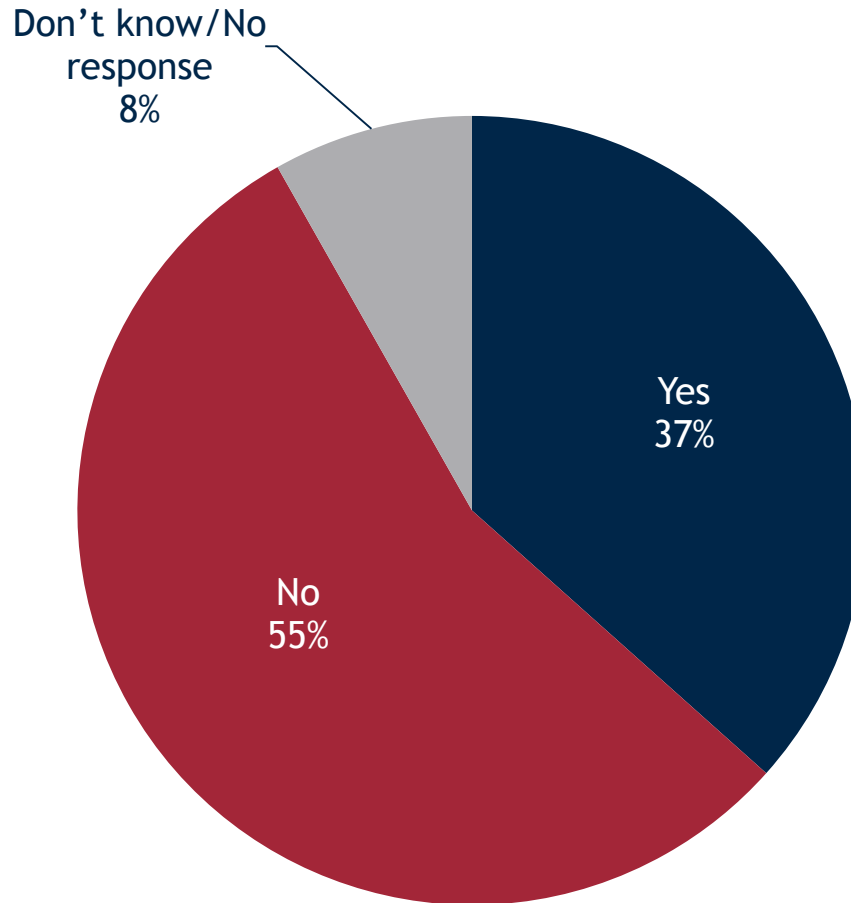


TOTAL IMPORTANT	TOTAL UNIMPORTANT
73%	9%

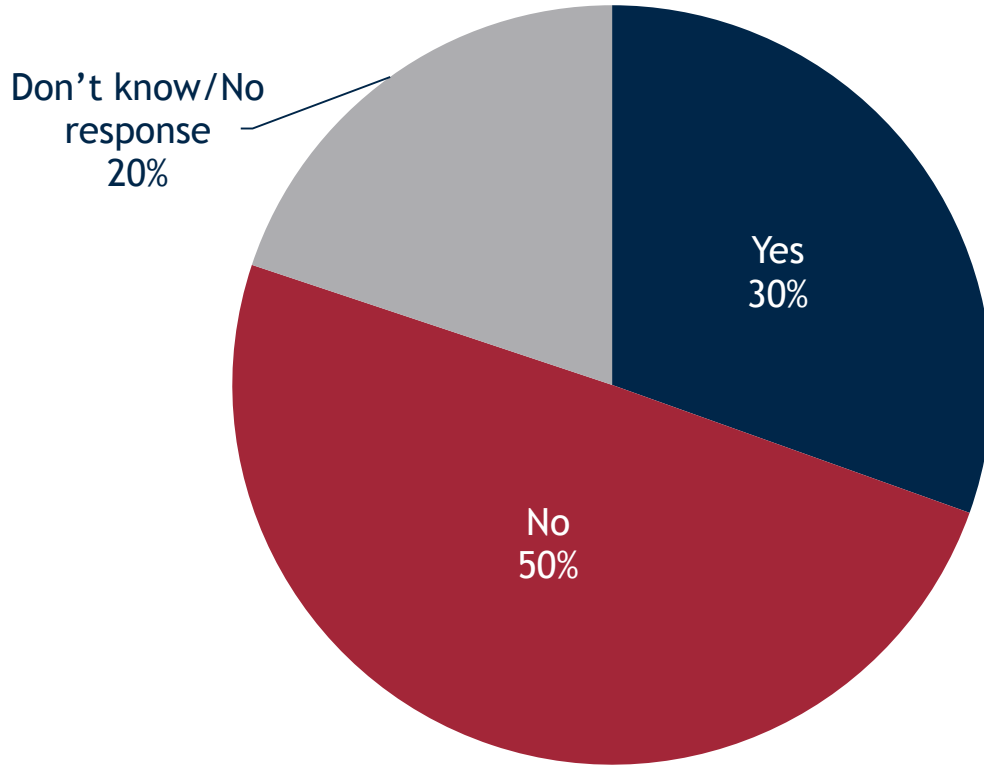


Ethnicity & Citizenship

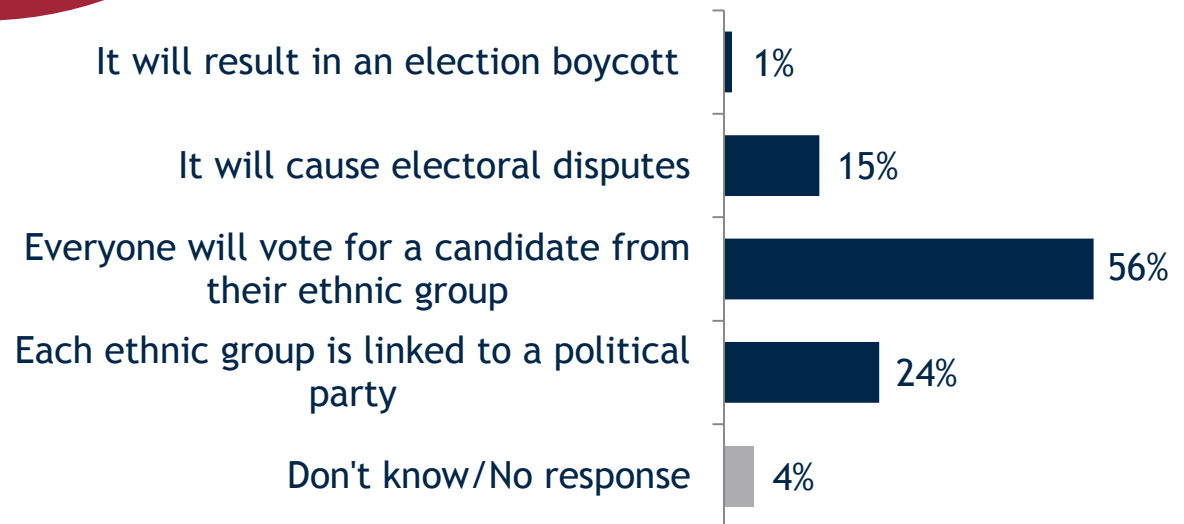
Are ethnic issues important to you?



In your opinion, will ethnicity influence the 2015 national election?



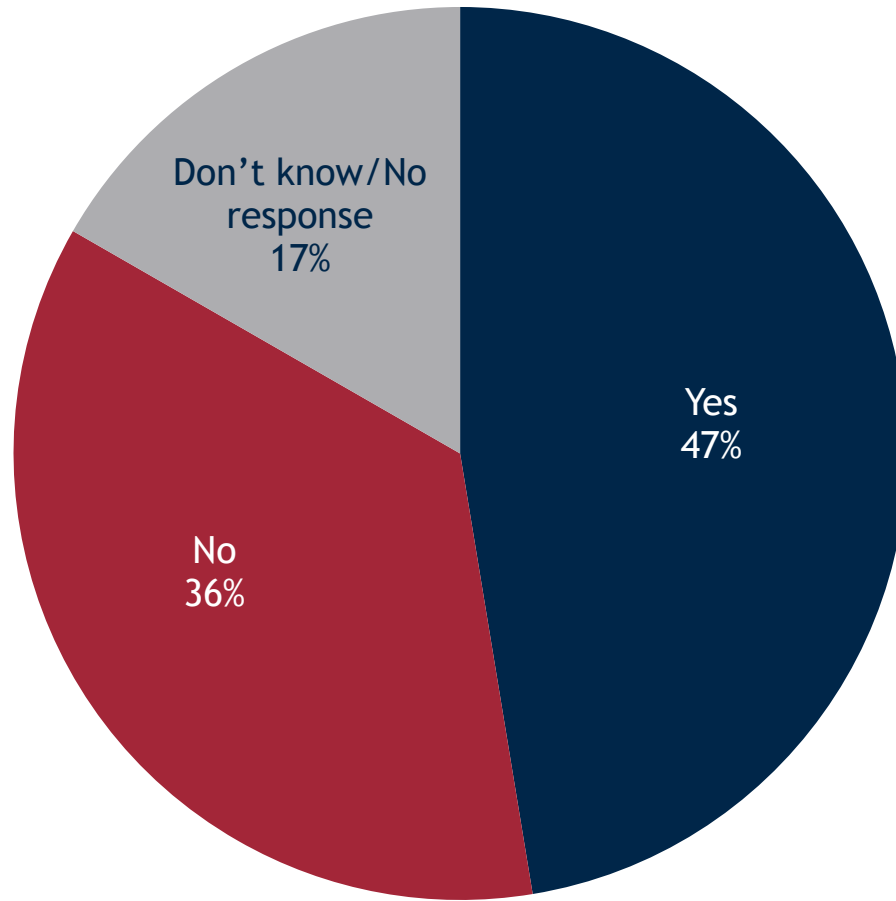
In what way do you think ethnicity will influence the national election?
(of those saying yes)
n=457





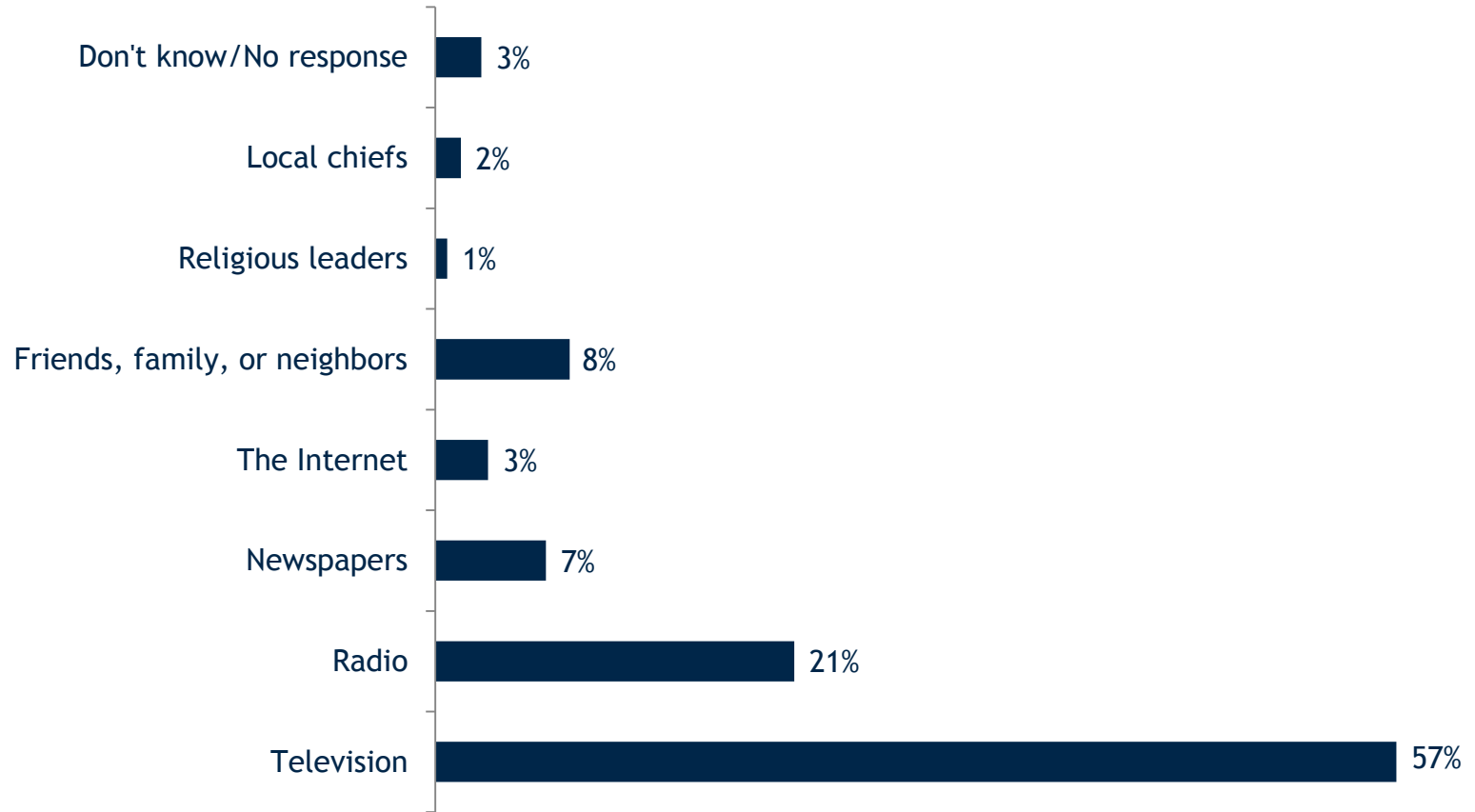
Media

In general, do you believe the Ivorian public media reports political news objectively?



	Yes	No	Don't know/ No response
Urban	45%	43%	12%
Rural	50%	30%	20%
Male	49%	39%	13%
Female	46%	33%	21%
18-24	51%	32%	17%
25-35	45%	41%	14%
36-45	48%	35%	17%
46-60	42%	36%	21%
60 +	55%	26%	20%

What is your main source for political news?



International Republican Institute
(202) 408-9450 | info@iri.org
www.IRI.org | @IRIGlobal



Ensemble. réalisons nos ambitions !

